

Mission

To provide a standards-based instructional environment grounded in the integration of curricular content and writing across the curriculum to ensure that all students are prepared to compete in a global society.

Vision

For students to graduate from high school prepared to be productive members of the larger society.

School Leadership

Principal
 Ms. Sheila Price

Assistant Principal
 Mr. Jeremy Watkins

Hightower Elementary School
 4236 Tilly Mill Rd
 Doraville, GA 30360
 (678) 676-7302

www.hightoweres.dekalb.k12.ga.us

Academic Highlights

- 2017 COGNIA Certified STEM School
- 2023-2024 GaDOE Mathematics \$4,000 grant awarded
- 2023-2024 Chevron \$10,000 Grant awarded
- 7.9 Point increase in overall CCRPI Score in 2019 Accountability System

Priority Areas and Improvement Strategies

- Language Arts
 - Science of Reading: Phonics, Phonemic Awareness, Fluency, Comprehension & Vocabulary
 - Project Based Learning
- Mathematics
 - Math Workshop
- School Climate
 - Restorative Practices

School Performance

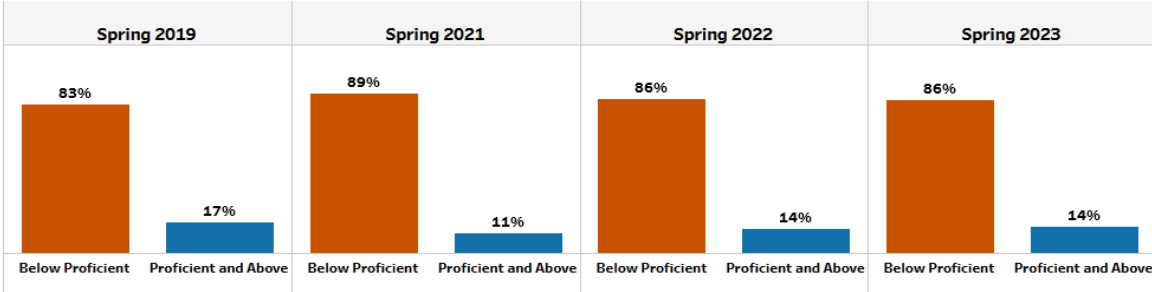
GADOE College and Career Ready Performance Index (CCRPI) Scores

CCRPI scores were not available in 2020 and 2021

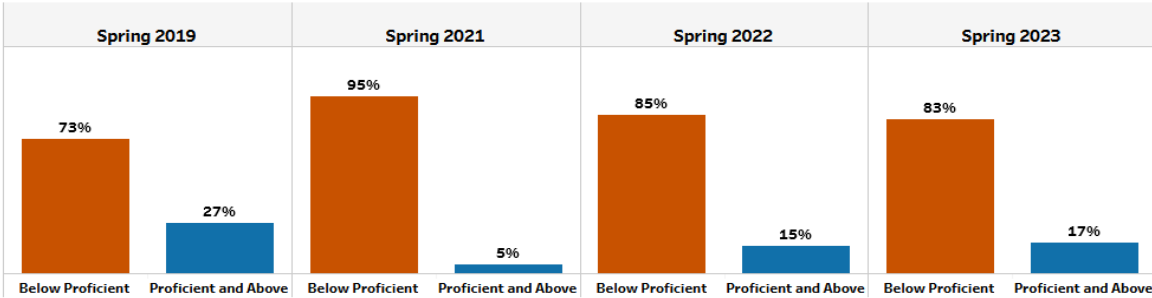
CCRPI COMPONENTS	2023	2022	2019	2018
CONTENT MASTERY	35.8	32.2	45.2	41.9
ENGLISH LANGUAGE ARTS	33.34	30.85	42.07	41.21
MATHEMATICS	38.50	35.41	52.94	46.94
SCIENCE	34.94	26.29	41.87	39.29
SOCIAL STUDIES	N/A	N/A	34.50	31.36
PROGRESS	79.3	N/A	87.3	78.0
ENGLISH LANGUAGE ARTS	80.61	N/A	84.23	86.99
MATHEMATICS	73.33	N/A	87.56	64.23
ENGLISH LEARNERS	100.00+	93.78	100.00+	100.00+
CLOSING GAPS	75.0	N/A	77.3	45.0
READINESS	72.7	61.1	69.4	75.4
GRADE LEVEL READING/LITERACY	49.21	22.99	33.43	33.33
STUDENT ATTENDANCE	69.53	N/A	94.65	92.94
BEYOND THE CORE	99.49	99.12	80.16	100.00

Milestones End-of-Grade (EOG)

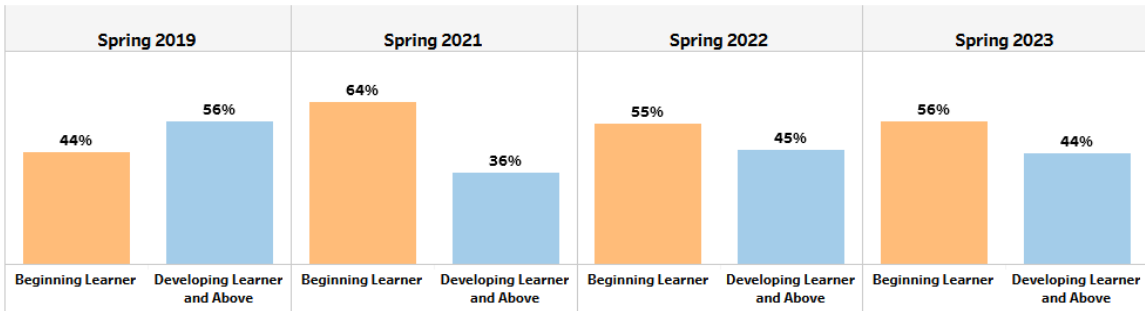
English / Language Arts



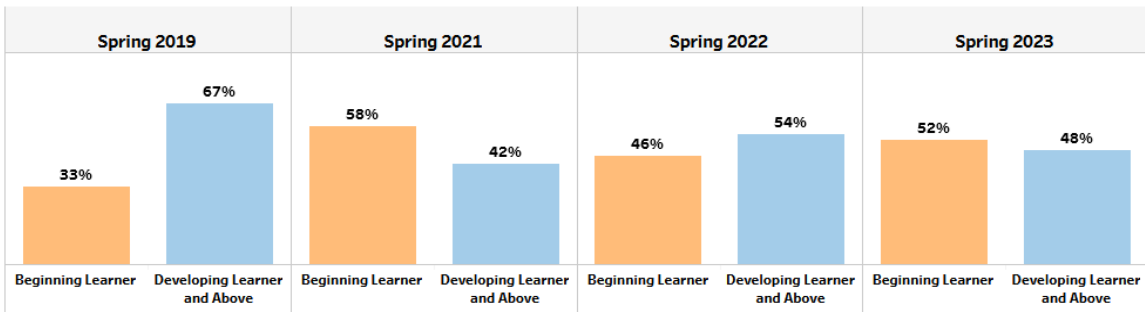
Mathematics



English / Language Arts

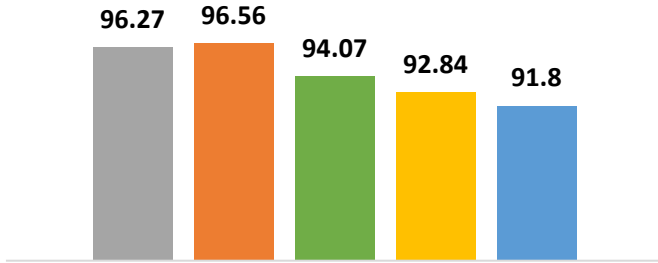


Mathematics



Average Daily Attendance

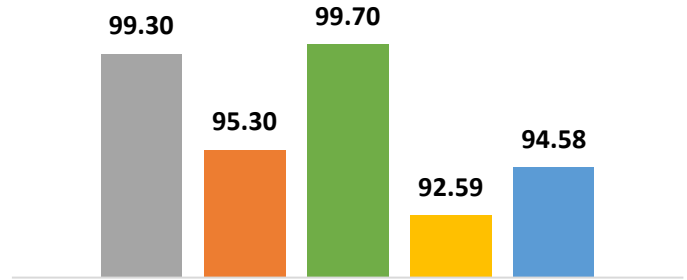
■ 2019 ■ 2020 ■ 2021 ■ 2022 ■ 2023



Hightower Elementary School

% Students with No Discipline Incidents

■ 2019 ■ 2020 ■ 2021 ■ 2022 ■ 2023



Hightower Elementary School

Hightower Elementary Sch...		Student Demographic Summary						Active Students as of the Last Day of School
	All Students	Black	Hispanic	White	Asian/Pacific Islander	Multi-Racial	Native American/Alaskan Native	
2023	607	21	678	17	38	TFS	TFS	
2022	593	29	682	18	34	TFS	TFS	
2021	568	21	510	TFS	25	TFS	TFS	
2020	770	24	536	TFS	23	TFS	TFS	
2019	758	33	539	TFS	22	TFS	TFS	

TFS – Too Few Students (Less than 10)