

Academic Highlights

- Opened as a middle school in 1996 (formerly Henderson High)
- 2023-2024 GaDOE Mathematics \$4,000 grant awarded
- STEM identified school through Cognia certification
- Dual Language Immersion Program (French) and Spanish starting 2024-2025 school year

Priority Areas and Improvement Strategies

- Reading
 - Reading Comprehension & Vocabulary Acquisition
- Mathematics
 - Math Computational Fluency/Writing Across the Math Curriculum

School Performance

GADOE College and Career Ready Performance Index (CCRPI) Scores

CCRPI scores were not available in 2020 and 2021

CCRPI COMPONENTS	2023	2022	2019	2018
CONTENT MASTERY	52.5	53.9	69.5	66.0
ENGLISH LANGUAGE ARTS	57.00	57.29	70.10	63.12
MATHEMATICS	53.60	53.53	75.68	73.47
SCIENCE	41.43	48.99	59.12	59.70
SOCIAL STUDIES	46.81	50.11	59.89	58.16
PROGRESS	73.6	N/A	81.8	78.8
ENGLISH LANGUAGE ARTS	80.52	N/A	82.43	70.09
MATHEMATICS	74.47	N/A	87.38	88.28
ENGLISH LEARNERS	38.67	51.22	53.83	75.55
CLOSING GAPS	27.9	N/A	82.4	50.0
READINESS	77.7	76.0	84.7	84.0
GRADE LEVEL READING/LITERACY	64.30	52.07	64.79	61.21
STUDENT ATTENDANCE	69.31	N/A	90.04	91.22
BEYOND THE CORE	99.43	99.93	99.26	99.53



Henderson
Middle School

Mission

Ensure the success of each student through the active involvement of parents, school, and the community.

Vision

To be a school where students are able to develop their individual gifts in order to reach their full potential in a global society.

School Leadership

Principal

Ms. Rochelle Patillo

Assistant Principals

Ms. Tameka Muhammad

Mr. Jarron Worlds

Ms. Melinda Foster

Ms. Tonya Izzard

Henderson Middle School
2830 Henderson Mill Road NE
Atlanta, GA 30341
(678) 874-2902

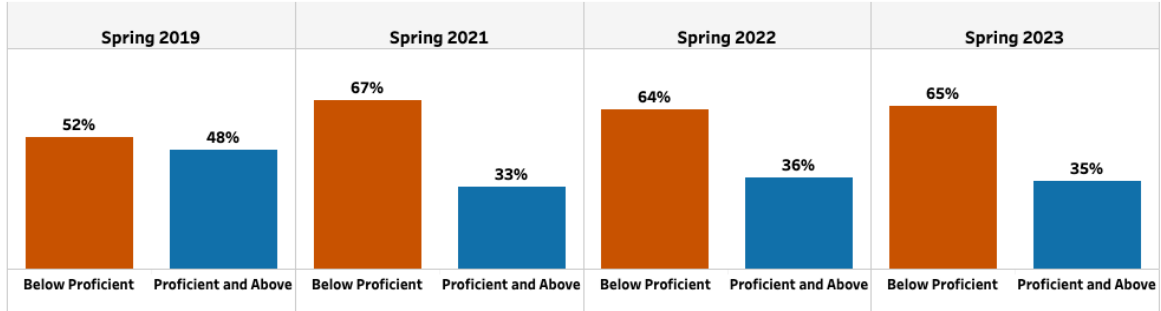
www.hendersonms.dekalb.k12.ga.us

School Name

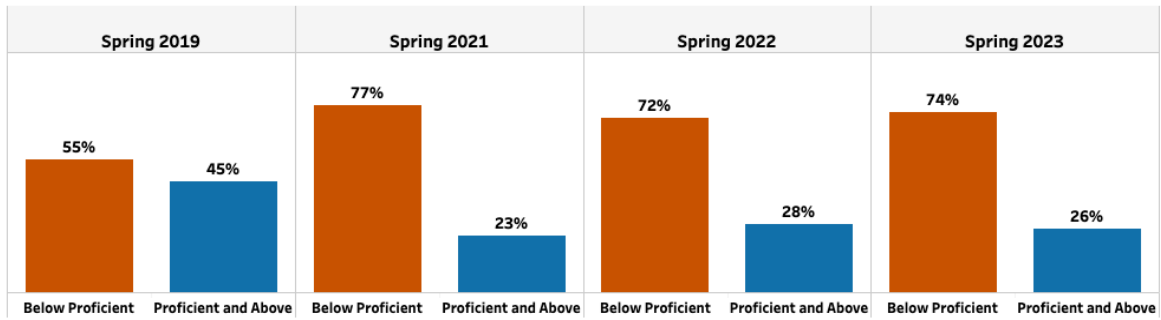
HENDERSON MIDDLE SCHOOL

Milestones End-of-Grade (EOG)

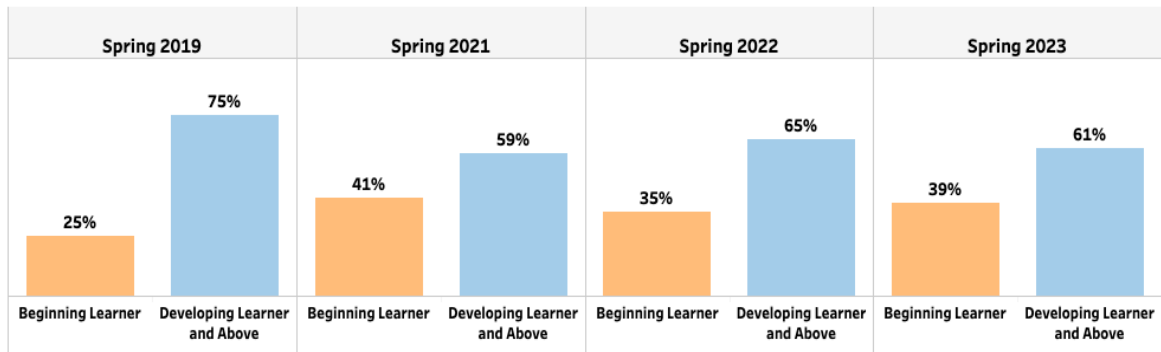
English / Language Arts



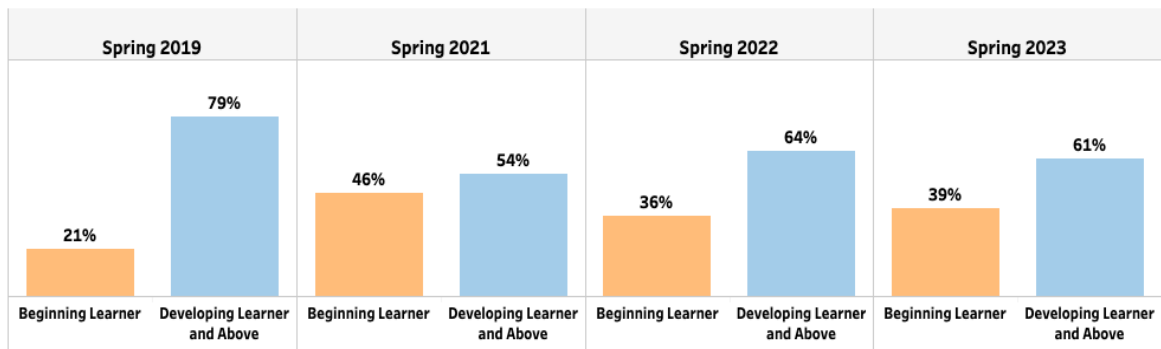
Mathematics



English / Language Arts

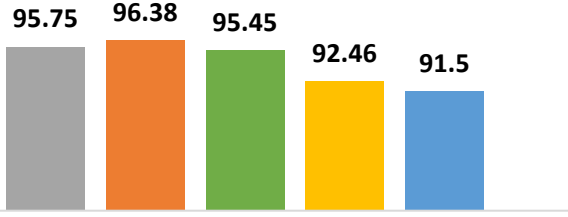


Mathematics



Average Daily Attendance

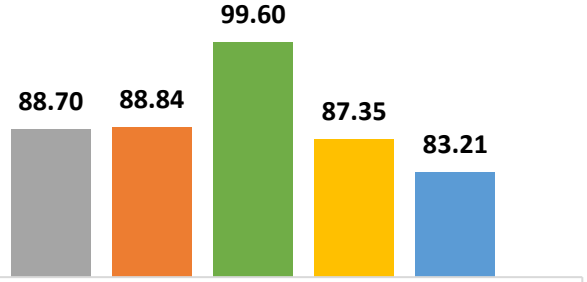
■ 2019 ■ 2020 ■ 2021 ■ 2022 ■ 2023



Henderson Middle School

% Students with No Discipline Incidents

■ 2019 ■ 2020 ■ 2021 ■ 2022 ■ 2023



Henderson Middle School

Henderson Middle School		Student Demographic Summary						Active Students as of the Last Day of School
	All Students	Black	Hispanic	White	Asian/Pacific Islander	Multi-Racial	Native American/Alaskan Native	
2023	1,408	333	676	383	53	43	TFS	
2022	1,456	306	668	383	54	51	TFS	
2021	1,407	321	636	340	53	50	TFS	
2020	1,466	355	672	304	54	61	10	
2019	1,494	313	699	289	44	54	TFS	

TFS – Too Few Students (Less than 10)