

Academic Highlights

- 2023 Title 1 Reward School
- 2017 AdvancED STEM Certification
- 2022 Cognia STEM re-certification
- Use unique resources (chicken coop, outdoor gardens, maker space lab) to teach content

Priority Areas and Improvement Strategies

- **Balanced Literacy**
 - Implement a balanced literacy framework for all grade levels
- **Mathematics Achievement**
 - Close the gap between high and low performing students
 - Monitor and respond to content mastery achievement
- **Science Achievement**
 - Implement a hands-on, student-centered, and inquiry-based science framework

School Performance

GADOE College and Career Ready Performance Index (CCRPI) Scores

CCRPI scores were not available in 2020 and 2021

CCRPI COMPONENTS	2023	2022	2019	2018
CONTENT MASTERY	56.1	54.5	59.2	60.0
ENGLISH LANGUAGE ARTS	52.15	54.55	60.88	61.26
MATHEMATICS	65.71	58.39	62.43	53.85
SCIENCE	38.55	42.16	50.83	72.03
SOCIAL STUDIES	N/A	N/A	52.46	62.71
PROGRESS	81.8	N/A	98.3	93.0
ENGLISH LANGUAGE ARTS	73.47	N/A	96.15	93.38
MATHEMATICS	86.08	N/A	100.00+	90.98
ENGLISH LEARNERS	100.00+	90.35	100.00+	100.00+
CLOSING GAPS	83.3	N/A	35.4	60.4
READINESS	80.5	71.2	80.1	81.8
GRADE LEVEL READING/LITERACY	66.43	42.66	50.00	51.38
STUDENT ATTENDANCE	75.41	N/A	90.80	94.12
BEYOND THE CORE	99.71	99.68	99.44	100.00



Hawthorne Elementary School

Mission

To establish a partnership between home and school that maximizes students' potential to succeed. We strive to provide engaging learning opportunities in a safe and caring environment, and to encourage partnerships between parents, staff, students and community.

Vision

To engage all members of the HES family to build a cohesive team focused on meaningful learning and leadership opportunities for students and staff with the goal of becoming life-long thinkers and learners.

School Leadership

Principal

Ms. Lisa Limoncelli

Assistant Principal

Ms. Lindsay Scott

Hawthorne Elementary School

2535 Caladium Drive NE

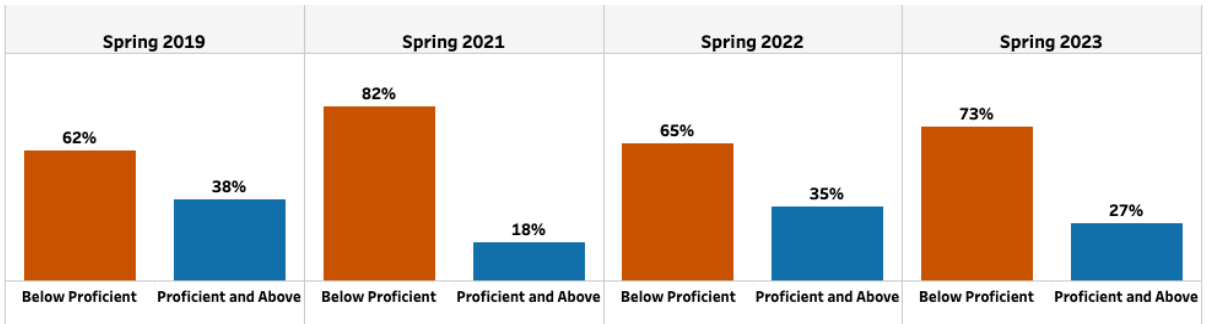
Atlanta, GA 30345

(678) 874-2802

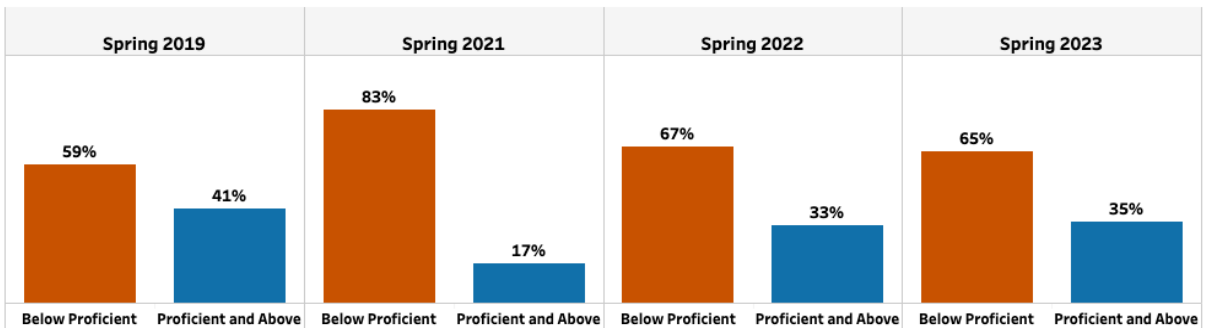
www.hawthornees.dekalb.k12.ga.us

Milestones End-of-Grade (EOG)

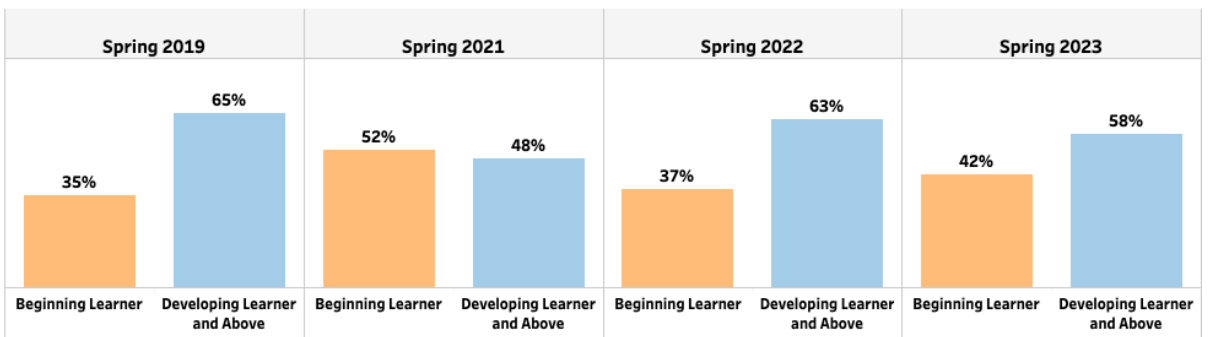
English / Language Arts



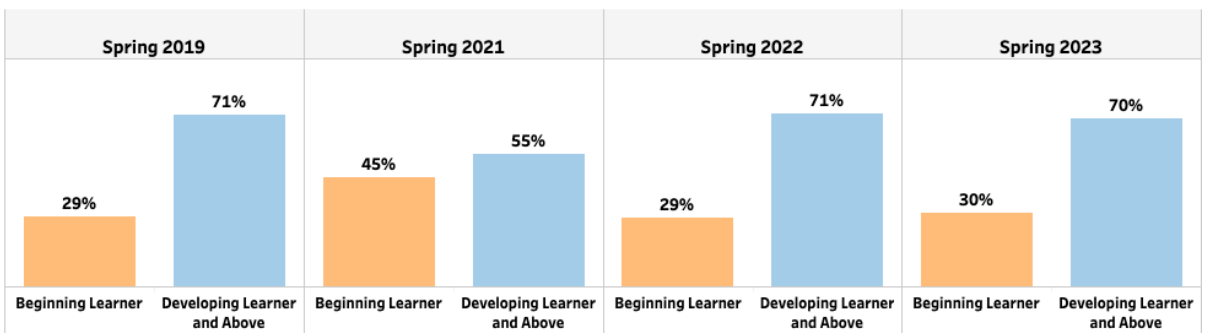
Mathematics



English / Language Arts

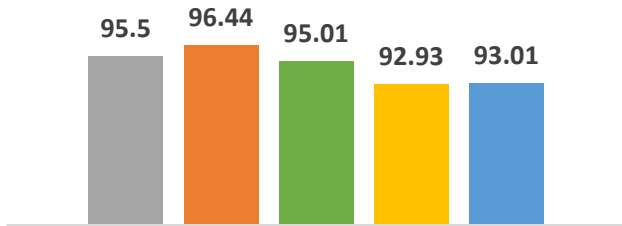


Mathematics



Average Daily Attendance

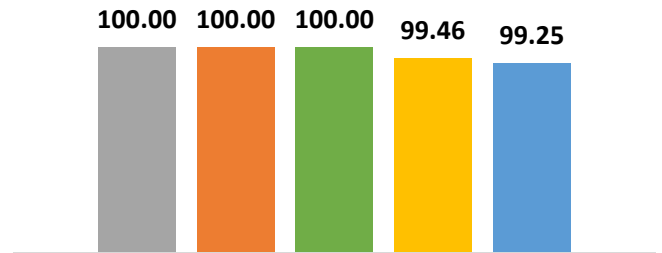
■ 2019 ■ 2020 ■ 2021 ■ 2022 ■ 2023



Hawthorne Elementary School

% Students with No Discipline Incidents

■ 2019 ■ 2020 ■ 2021 ■ 2022 ■ 2023



Hawthorne Elementary School

Hawthorne Elementary Sch...		Student Demographic Summary						Active Students as of the Last Day of School
	All Students	Black	Hispanic	White	Asian/Pacific Islander	Multi-Racial	Native American/Alaskan Native	
2023	366	105	157	94	2	17	TFS	
2022	331	117	161	85	5	14	TFS	
2021	333	111	146	61	3	12	TFS	
2020	383	113	130	68	3	14	TFS	
2019	376	104	164	71	6	20	TFS	

TFS – Too Few Students (Less than 10)