

Hambrick Elementary School

Mission

Hambrick Elementary School will meet the needs of its diverse learners by strengthening the instructional Core. Through providing access to high level content and effective relevant Professional Learning opportunities for all staff, the school will meet its end goal of empowering students to be active participants that own the learning process. With a continued focus on the Instructional Core, the school will ensure all scholars are provided the tools and scaffolds necessary to access, engage, and make meaningful connections with the content at high levels. The school will also engage the parent and local community to ensure all students have the resources and tools to be successful. This will make certain that barriers are removed ensuring Equity and Access for all.

Vision

Hambrick Elementary students will possess a growth mindset where they strive to acquire, demonstrate, articulate, and value the knowledge and personal skills necessary to complete and make meaningful contributions to our ever-changing global society.

School Leadership

Principal

Ms. Nicole Bullen

Assistant Principal

Mr. Hezekiah Wardlow

Hambrick Elementary School

1101 Hambrick Road.

Stone Mountain, GA 30083

(678) 676-5602

www.hambricks.dekalb.k12.ga.us

Academic Highlights

- 2023 Title 1 Reward School
- 2023-2024 GaDOE Mathematics \$4,000 grant awardee
- Received 100% in the area of Progress Towards EL Proficiency on the 2022 CCPRI
- PTSA recognition for signification increase in parent usage/enrollment in IC

Priority Areas and Improvement Strategies

- **MTSS Framework**
 - Implement the Structured Literacy and Standards Based Math Block
 - Enhance School Climate and Culture
- **Attendance**
 - Utilize a Tiered System to Improve Student Attendance

School Performance

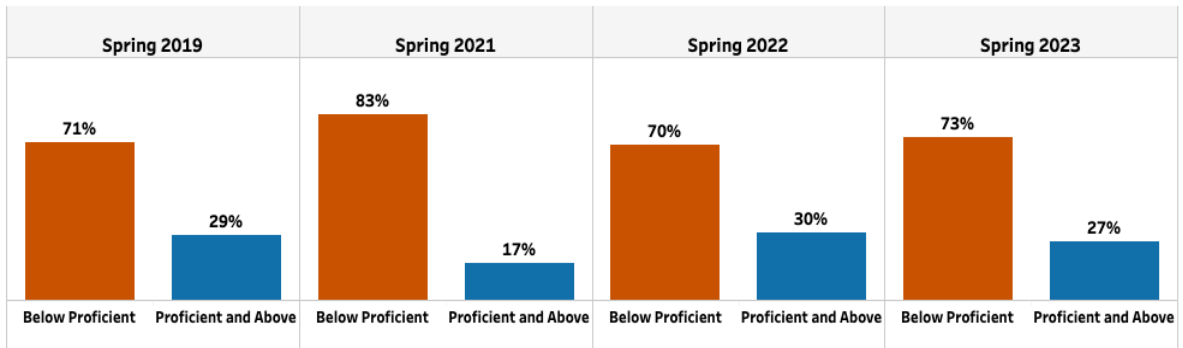
GADOE College and Career Ready Performance Index (CCRPI) Scores

CCRPI scores were not available in 2020 and 2021

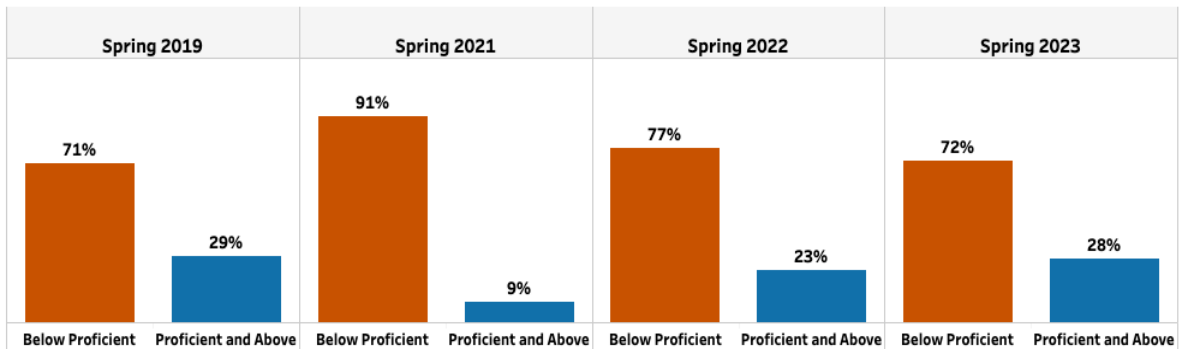
CCRPI COMPONENTS	2023	2022	2019	2018
CONTENT MASTERY	49.0	46.2	49.9	43.2
ENGLISH LANGUAGE ARTS	51.00	50.49	53.00	44.57
MATHEMATICS	51.99	45.32	54.00	48.69
SCIENCE	33.34	35.84	42.77	30.81
SOCIAL STUDIES	N/A	N/A	35.54	34.85
PROGRESS	91.6	N/A	100.0	93.9
ENGLISH LANGUAGE ARTS	84.65	N/A	100.00+	88.81
MATHEMATICS	96.87	N/A	100.00+	97.64
ENGLISH LEARNERS	99.23	100.00+	100.00+	100.00+
CLOSING GAPS	70.0	N/A	100.0	79.6
READINESS	85.1	68.1	75.4	70.4
GRADE LEVEL READING/LITERACY	56.44	36.41	42.74	32.09
STUDENT ATTENDANCE	99.82	N/A	83.41	80.97
BEYOND THE CORE	99.14	99.78	100.00	98.21

Milestones End-of-Grade (EOG)

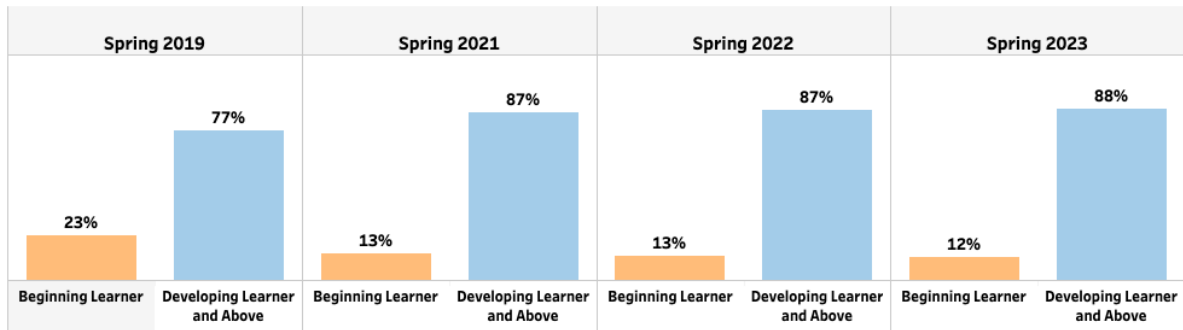
English / Language Arts



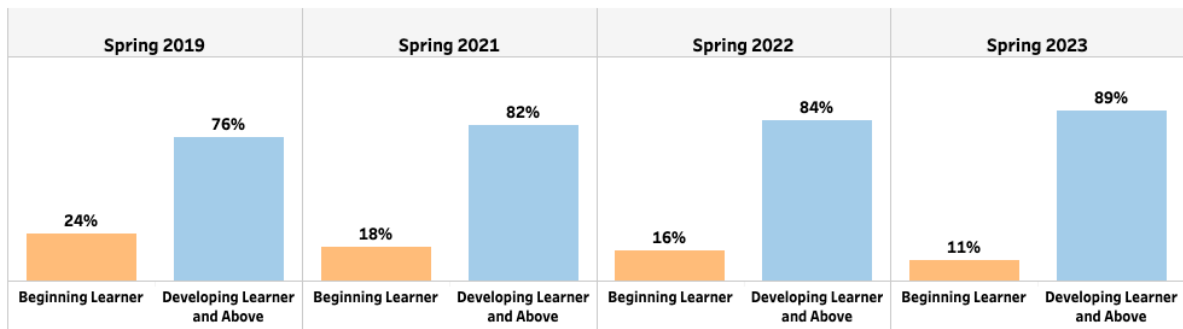
Mathematics

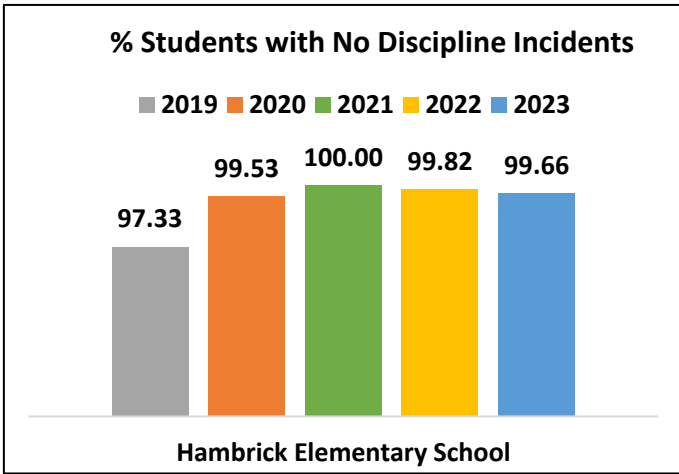
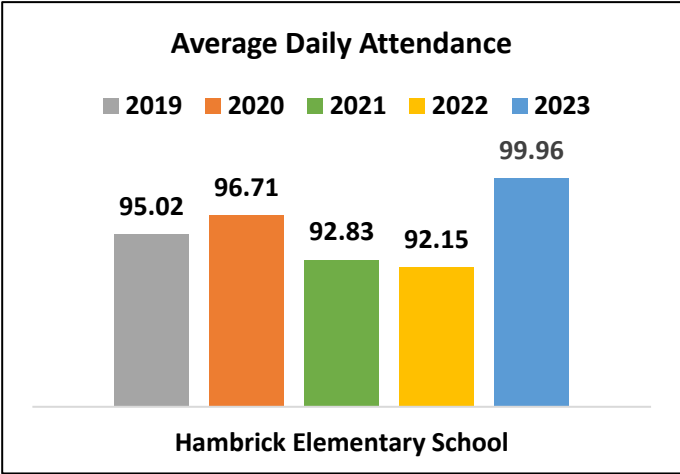


English / Language Arts



Mathematics





Hambrick Elementary School ▾

Student Demographic Summary

Active Students as of the Last Day of School

	All Students	Black	Hispanic	White	Asian/Pacific Islander	Multi-Racial	Native American/Alaskan Native
2023	484	363	54	23	100	14	TFS
2022	474	365	39	18	108	15	TFS
2021	461	294	43	11	98	11	TFS
2020	549	294	35	18	112	11	TFS
2019	558	304	43	20	105	10	TFS

TFS – Too Few Students (Less than 10)