



MISSION

To foster Global Learning Opportunities through Balanced Education for children of all backgrounds. GLOBE inspires students to be high-performing lifelong learners equipped to make a positive impact in the world.

VISION

To develop globally minded citizens who have the knowledge, skills and attitudes to effect positive change in our world.

SCHOOL LEADERSHIP

Executive Director
 Ms. Christi Elliott-Earby

Principal
 Ms. Priscilla Noble (Upper)
 Ms. Cutia Blunt (Lower)

Assistant Principal
 Ms. Joan Marks (Upper)
 Ms. Rochelle Lofstrand (Lower)

The Globe Academy

Lower Campus (K-3)

2225 Heritage NE
 Atlanta, GA 30345
 (404) 846-7040

Upper Campus (4-8)

4105 Briarcliff Road NE
 Atlanta, GA 30345
 (470) 355-4422

[www. https://theglobeacademy.org](https://theglobeacademy.org)

Academic Highlights

- K-8 Dual Language Immersion Charter School
- French, Spanish, Mandarin Offered
- 2023-2024 Dual Language Immersion \$9,700 grant awardee
- 2019-2020 CCI \$2,000 grant awardee

Priority Areas and Improvement Strategies

- **Student Success**
 - Improve in overall academic rigor, e.g. through use of common measurements of student growth (standardized testing, grading systems, etc.), communications from teachers to parents on students' performance, and defined/documentated strategies for sustained academic excellence.
- **Identity, Equity, and Belonging**
 - Identify root causes of, and eliminate inequities (e.g. in racial achievement gaps, disciplinary measures, activities, access to transportation and facilities, etc.)
- **Data-Driven Insights and Decision-Making**
 - Improved use of data and analytics to aid decision making, identify areas for improvement, and improve communications
- **Facilities and Transportation**
 - Documented strategy and policies for improving facilities and transportation options

School Performance

GADOE College and Career Ready Performance Index (CCRPI) Scores

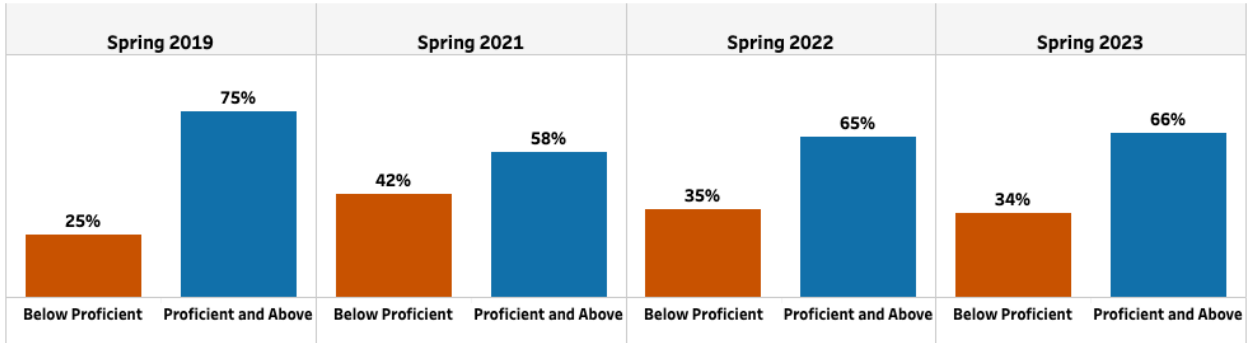
CCRPI scores were not available in 2020 and 2021

INDICATORS	Elementary				Middle			
	2023	2022	2019	2018	2023	2022	2019	2018
CONTENT MASTERY	78.7	81.3	98.8	92.3	85.3	88.1	84.6	77.8
ELA	81.03	81.21	100.00+	100.00+	95.46	94.47	92.49	81.82
MATH	81.48	83.29	96.90	97.31	81.10	86.12	80.69	73.71
SCIENCE	62.62	75.26	100.00+	73.89	64.29	78.92	72.65	N/A
SOCIAL STUDIES	N/A	N/A	100.00+	72.40	88.82	84.33	84.91	N/A
PROGRESS	80.3	N/A	96.3	92.0	91.4	N/A	79.3	72.7
ELA	78.33	N/A	100.00+	100.00+	96.52	N/A	85.99	75.34
MATH	79.05	N/A	92.62	83.93	85.72	N/A	72.51	70.01
ENGLISH LEARNERS	94.56	98.45	TFS	TFS	93.75	TFS	TFS	TFS
CLOSING GAPS	59.1	N/A	100.0	77.8	59.1	N/A	95.8	83.3
READINESS	92.3	84.0	93.6	92.6	93.4	91.7	93.2	90.3
GRADE LEVEL READING/LITERACY	85.88	67.97	83.06	81.86	89.82	83.39	82.83	76.62
STUDENT ATTENDANCE	91.20	N/A	97.61	95.90	90.36	N/A	96.69	94.41
BEYOND THE CORE	99.87	100.00	100.00	100.00	100.00	100.00	100.00	100.00

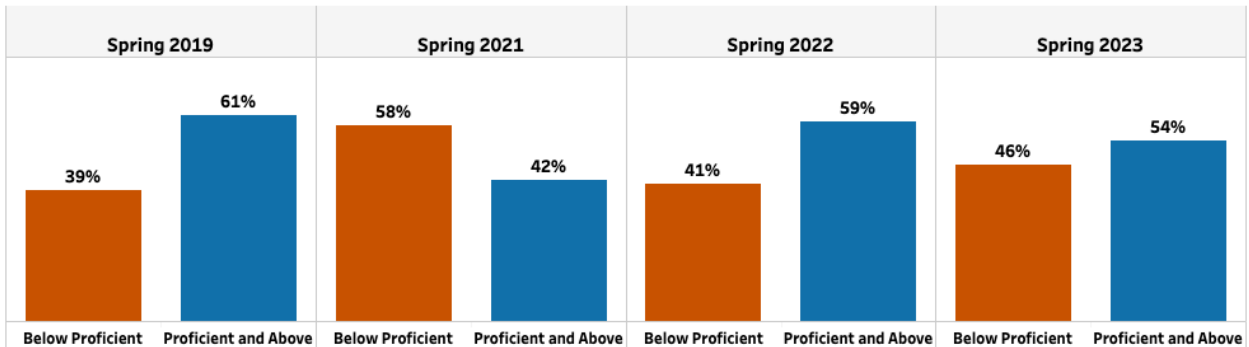
TFS – Too Few Students (Less than 10)

Milestones End-of-Grade (EOG)

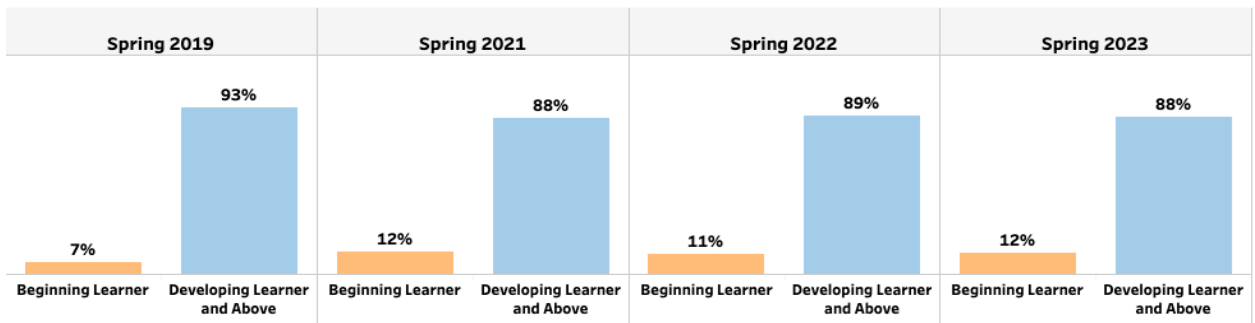
English / Language Arts



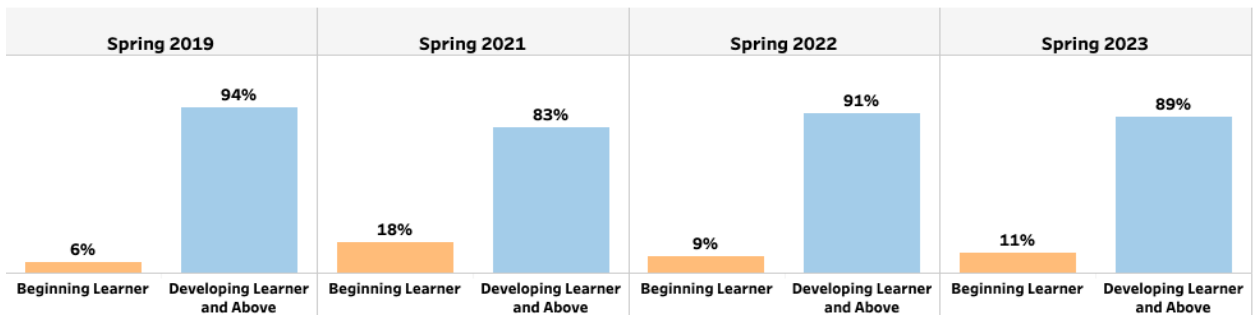
Mathematics



English / Language Arts

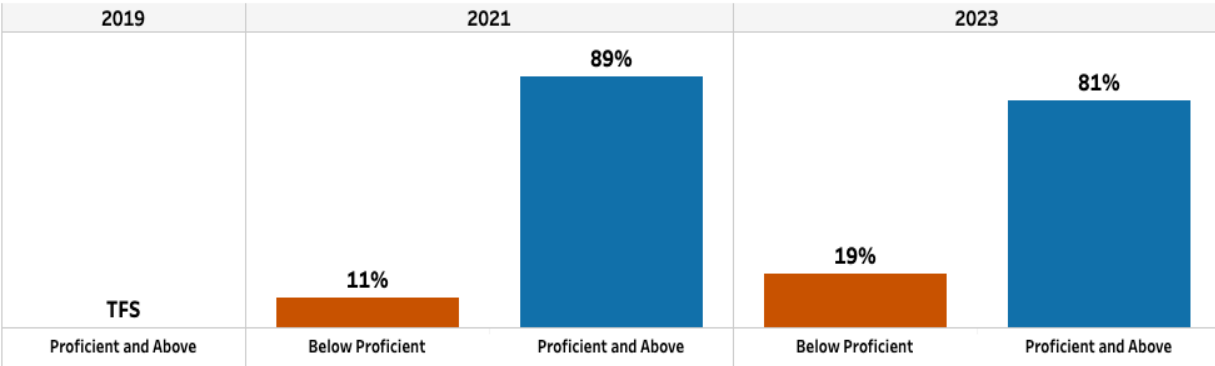


Mathematics

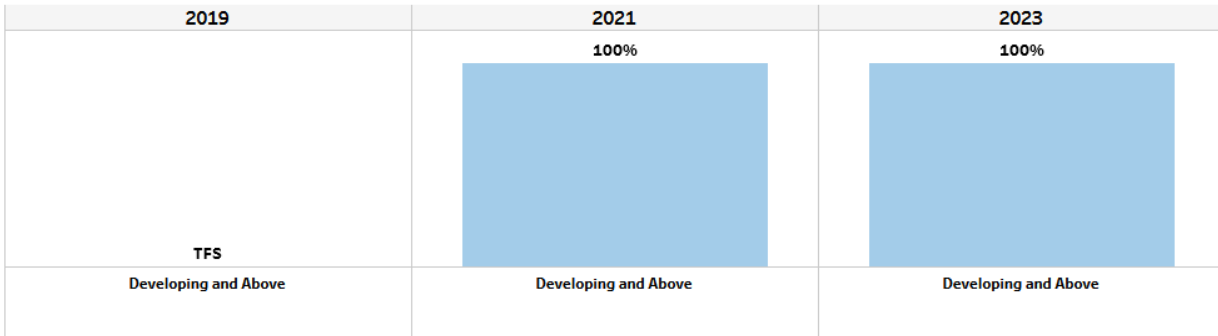


Milestones End-of-Course (EOC) Winter and Spring

Mathematics (Algebra I & Coordinate Algebra)



Mathematics (Algebra I & Coordinate Algebra)



Average Daily Attendance

■ 2019 ■ 2020 ■ 2021 ■ 2022 ■ 2023

96.96 97.31 97.78 95.42 95.29

Globe Academy Charter School

% Students with No Discipline Incidents

■ 2019 ■ 2020 ■ 2021 ■ 2022 ■ 2023

95.39 98.60 99.91 96.67 97.09

GLOBE Academy Charter School

GLOBE Academy Charter Sc... ▾

Student Demographic Summary

Active Students as of the Last Day of School

	All Students	Black	Hispanic	White	Asian/Pacific Islander	Multi-Racial	Native American/Alaskan Native
2023	1,032	228	115	436	37	70	TFS
2022	1,023	262	137	440	44	73	TFS
2021	1,031	301	158	423	67	79	TFS
2020	958	288	167	415	64	84	TFS
2019	889	281	186	407	61	92	TFS

TFS – Too Few Students (Less than 10)