



Freedom Middle School

Mission

To provide a conducive learning environment where teachers can teach and students can reach and exceed their potential, so they may compete in a global society.

Vision

Forever Reaching Educational Excellence Developing Our Minds.

School Leadership

Principal
Dr. Sabrina McCombs

Assistant Principals
Dr. Aquanette Smith-Salter
Ms. Andrea Williams
Dr. Marcus Barber

Freedom Hill Middle School
505 South Hairston Road
Stone Mountain, GA 30088
(678) 874-8702

www.freedomms.dekalb.k12.ga.us

Academic Highlights

- Governor's Office of Student Achievement- Beating the Odds School
- 2023-2024 GaDOE Mathematics \$3,936 grant awardee
- Removed from the GaDOE Underperforming School List in 2019
- 2018, 2019, 2023 GaDOE Recognized PBIS School

Priority Areas and Improvement Strategies

- Reading
 - Disciplinary Literacy to Support Tier I, Tier II, Tier III (MTSS)
 - Positive Behavior Support System (PBIS)
- Attendance
 - Overall Positive Student Attendance
- Math Problem Solving

School Performance

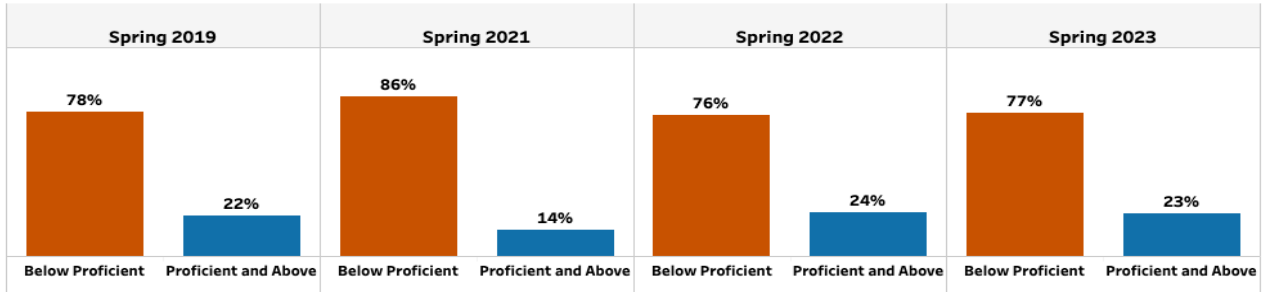
GADOE College and Career Ready Performance Index (CCRPI) Scores

CCRPI scores were not available in 2020 and 2021

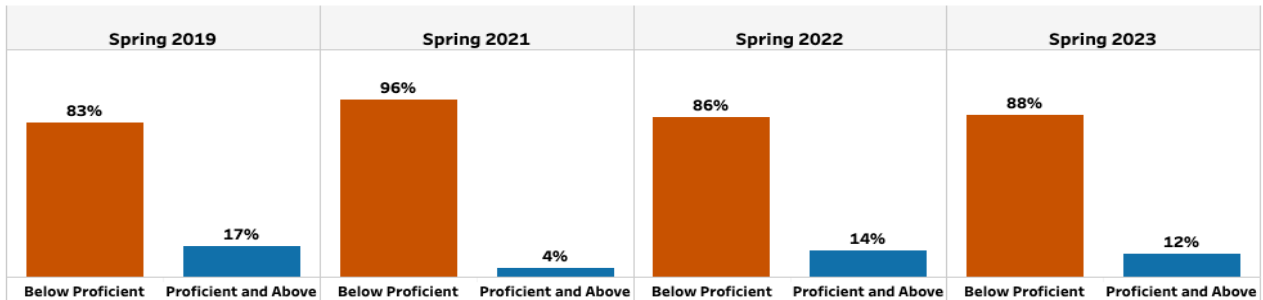
CCRPI COMPONENTS	2023	2022	2019	2018
CONTENT MASTERY	40.8	40.3	42.1	37.0
ENGLISH LANGUAGE ARTS	48.25	44.88	42.84	37.59
MATHEMATICS	36.34	34.32	41.54	37.86
SCIENCE	32.97	40.48	41.88	36.97
SOCIAL STUDIES	39.75	43.98	41.71	32.43
PROGRESS	82.2	N/A	87.3	82.3
ENGLISH LANGUAGE ARTS	88.85	N/A	93.20	88.43
MATHEMATICS	77.67	N/A	84.22	78.04
ENGLISH LEARNERS	73.02	81.15	74.58	73.63
CLOSING GAPS	60.0	N/A	100.0	42.9
READINESS	75.1	68.5	72.0	71.7
GRADE LEVEL READING/LITERACY	56.02	38.14	37.30	35.78
STUDENT ATTENDANCE	69.66	N/A	79.62	79.34
BEYOND THE CORE	99.74	98.92	99.12	99.83

Milestones End-of-Grade (EOG)

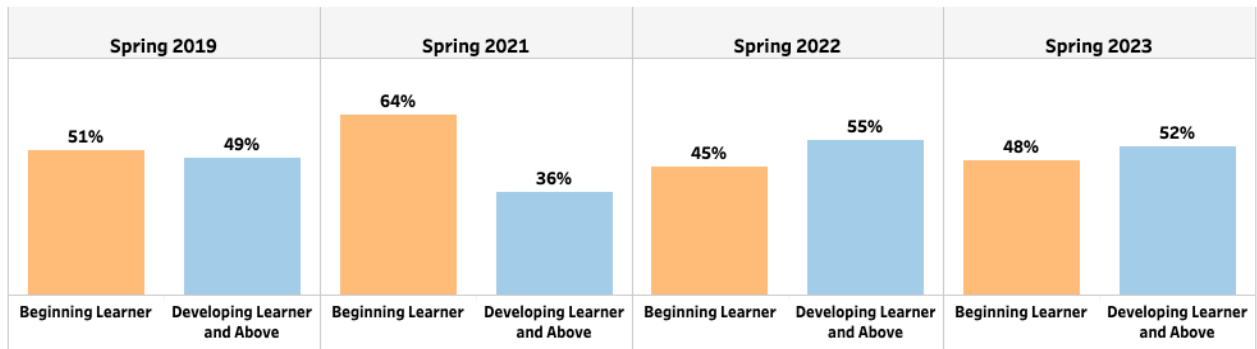
English / Language Arts



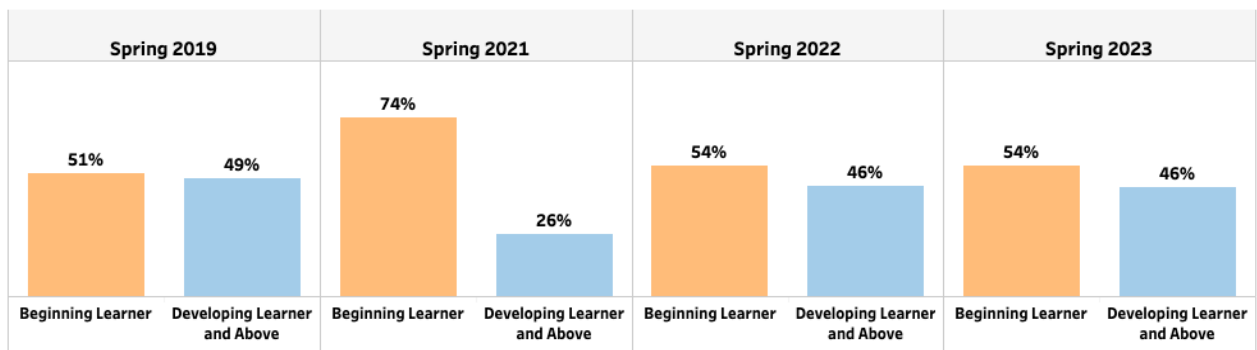
Mathematics



English / Language Arts

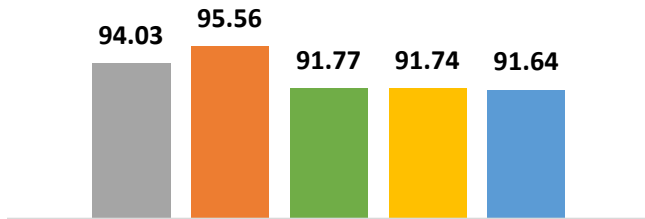


Mathematics



Average Daily Attendance

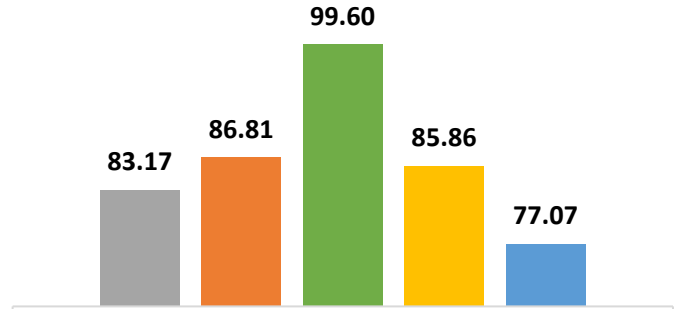
■ 2019 ■ 2020 ■ 2021 ■ 2022 ■ 2023



Freedom Middle School

% Students with No Discipline Incidents

■ 2019 ■ 2020 ■ 2021 ■ 2022 ■ 2023



Freedom Middle School

Freedom Middle School

Student Demographic Summary

Active Students as of the Last Day of School

	All Students	Black	Hispanic	White	Asian/Pacific Islander	Multi-Racial	Native American/Alaskan Native
2023	1,170	639	45	43	394	15	TFS
2022	1,115	663	43	38	383	15	TFS
2021	1,076	616	50	41	352	12	TFS
2020	1,147	604	65	71	351	17	TFS
2019	1,137	595	88	88	381	14	TFS

TFS – Too Few Students (Less than 10)