

Academic Highlights

- 2023 Active PTA
- 2023 Exited State Identified list
- 2023-2024 GaDOE Mathematics \$3,999 grant awardee
- 2022 - Several students placed in the district's technology fair
- Cognia Accredited

Priority Areas and Improvement Strategies

- Literacy
 - Guided Reading
 - Guided Writing
- Mathematics
 - Polya's Problem Solving Process (UPS check) and CRA-Guided Math
 - Science 5E Instructional Model
- School Culture and Climate
 - Positive Behavior Interventions and Support Program

School Performance

GADOE College and Career Ready Performance Index (CCRPI) Scores

CCRPI scores were not available in 2020 and 2021

CCRPI COMPONENTS	2023	2022	2019	2018
CONTENT MASTERY	34.2	28.1	36.1	35.2
ENGLISH LANGUAGE ARTS	36.08	32.62	40.85	39.06
MATHEMATICS	35.45	27.23	34.32	34.92
SCIENCE	24.67	16.82	36.25	31.41
SOCIAL STUDIES	N/A	N/A	27.37	28.53
PROGRESS	76.3	N/A	76.2	69.6
ENGLISH LANGUAGE ARTS	78.72	N/A	81.13	77.59
MATHEMATICS	73.78	N/A	71.27	61.66
ENGLISH LEARNERS	TFS	TFS	TFS	TFS
CLOSING GAPS	100.0	N/A	46.9	28.1
READINESS	70.6	60.6	68.3	69.4
GRADE LEVEL READING/LITERACY	46.83	23.50	34.88	29.83
STUDENT ATTENDANCE	65.34	N/A	71.03	79.41
BEYOND THE CORE	99.68	97.73	98.87	98.96

TFS - Too Few Students (Less than 10)



Flat Rock
Elementary School

Mission

To maintain high expectations and provide an environment conducive to learning in which all students can maximize their potential and compete in the global academic arena.

Vision

To provide students with an education that will enable them to be successful in today's complex society and be critical thinkers.

School Leadership

Principal

Ms. LaTanya Rohan

Assistant Principals

Mr. Quentin Neal

Ms. Ebonie Johnson

Flat Rock Elementary School

4603 Evans Mill Road

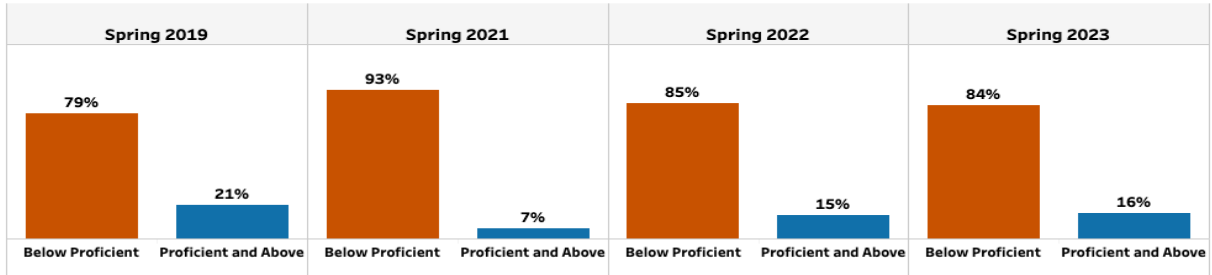
Lithonia, GA 30038

(678) 875-3202.

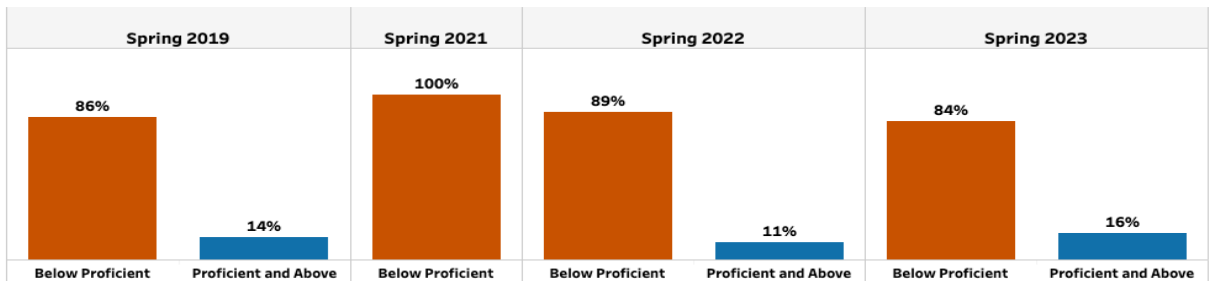
<https://flatrockes.dekalb.k12.ga.us>

Milestones End-of-Grade (EOG)

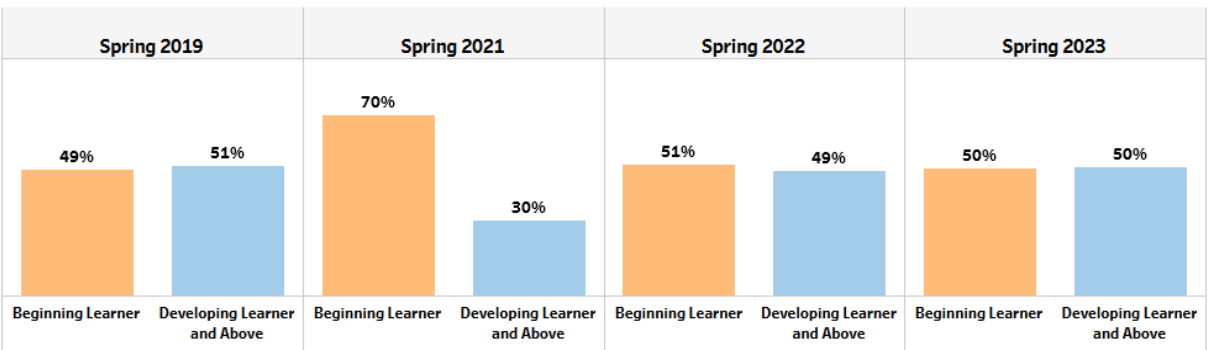
English / Language Arts



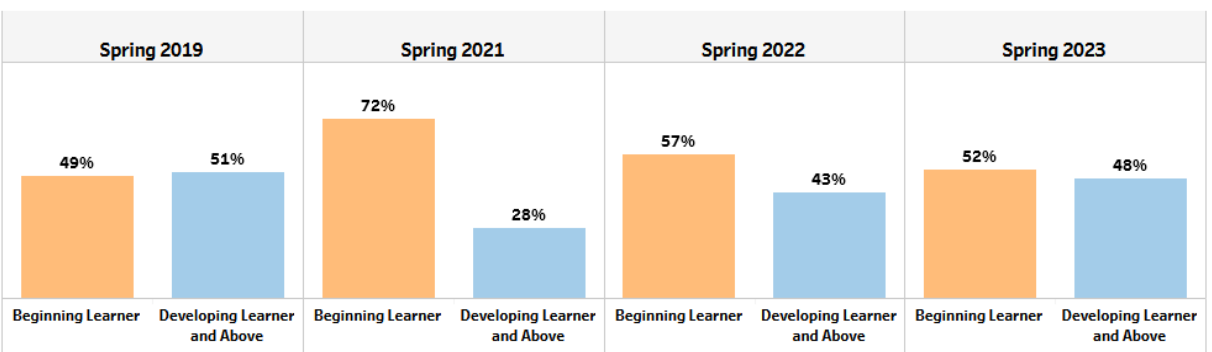
Mathematics



English / Language Arts

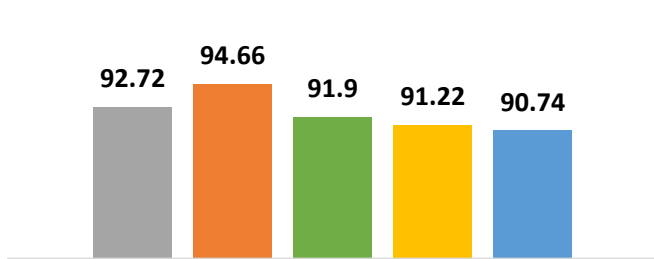


Mathematics



Average Daily Attendance

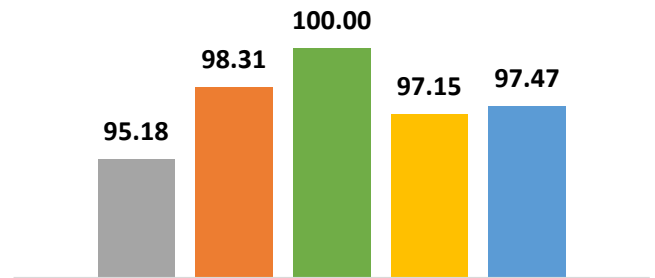
■ 2019 ■ 2020 ■ 2021 ■ 2022 ■ 2023



Flat Rock Elementary School

% Students with No Discipline Incidents

■ 2019 ■ 2020 ■ 2021 ■ 2022 ■ 2023



Flat Rock Elementary School

Flat Rock Elementary School		Student Demographic Summary						Active Students as of the Last Day of School
	All Students	Black	Hispanic	White	Asian/Pacific Islander	Multi-Racial	Native American/Alaskan Native	
2023	1,003	971	29	TFS	1	28	TFS	
2022	1,032	987	26	TFS	2	23	TFS	
2021	964	898	41	TFS	2	14	TFS	
2020	1,048	952	54	TFS	3	14	TFS	
2019	1,035	905	68	TFS	4	18	TFS	

TFS – Too Few Students (Less than 10)