



## Fernbank Elementary School

### Mission

To stimulate a life-long love of learning.

- To foster self-respect, respect for others, self-discipline and creative problem solving.
- To help each child identify and cultivate his/her greatest potentials.

### Vision

**LEARN  
GROW  
SOAR**

### School Leadership

Principal

**Ms. Aaronlyn Wright**

Assistant Principals

**Ms. Simone Willingham**

**Ms. Denisha Solomon**

Fernbank Elementary School

157 Heaton Park Drive

Atlanta, GA 30307

(678) 874-2702

[www.fernbankes.dekalb.k12.ga.us](http://www.fernbankes.dekalb.k12.ga.us)

## Academic Highlights

- IB World School
- 2021-2022 Core Grant \$3,000 grant awardee
- 2023-2024 GaDOE \$3,999 grant awardee
- 2020, 2021 Title 1 Distinguished School
- Voted one of America's 2023 Healthiest Schools (Alliance for a Healthier Generation)

## Priority Areas and Improvement Strategies

- Literacy
  - Balanced Literacy
  - PYP International Baccalaureate (IB) framework
- Mathematics
  - Balanced Numeracy

## School Performance

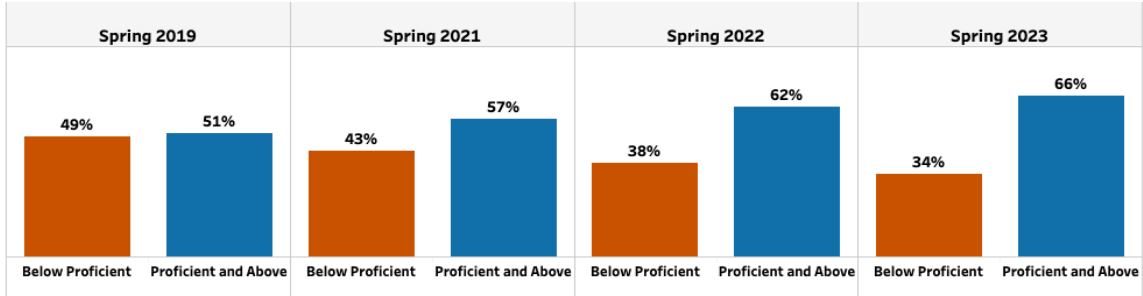
### GADOE College and Career Ready Performance Index (CCRPI) Scores

CCRPI scores were not available in 2020 and 2021

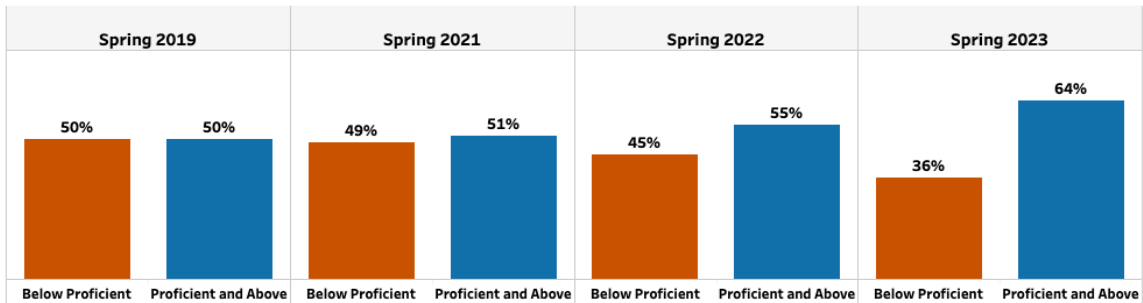
CCRPI COMPONENTS	2023	2022	2019	2018
<b>CONTENT MASTERY</b>	<b>95.4</b>	<b>84.6</b>	<b>75.4</b>	<b>70.4</b>
ENGLISH LANGUAGE ARTS	97.53	89.17	80.46	74.10
MATHEMATICS	95.21	82.20	73.98	66.46
SCIENCE	89.14	77.41	71.62	71.49
SOCIAL STUDIES	N/A	N/A	68.23	69.74
<b>PROGRESS</b>	<b>97.3</b>	<b>N/A</b>	<b>91.8</b>	<b>77.2</b>
ENGLISH LANGUAGE ARTS	94.06	N/A	87.76	77.71
MATHEMATICS	100.00+	N/A	95.03	71.99
ENGLISH LEARNERS	100.00+	100.00+	95.75	97.99
<b>CLOSING GAPS</b>	<b>93.5</b>	<b>N/A</b>	<b>95.0</b>	<b>31.7</b>
<b>READINESS</b>	<b>90.6</b>	<b>84.1</b>	<b>85.3</b>	<b>82.8</b>
GRADE LEVEL READING/LITERACY	88.41	68.25	62.53	57.14
STUDENT ATTENDANCE	83.45	N/A	93.95	91.24
BEYOND THE CORE	100.00	100.00	99.47	100.00

### Milestones End-of-Grade (EOG)

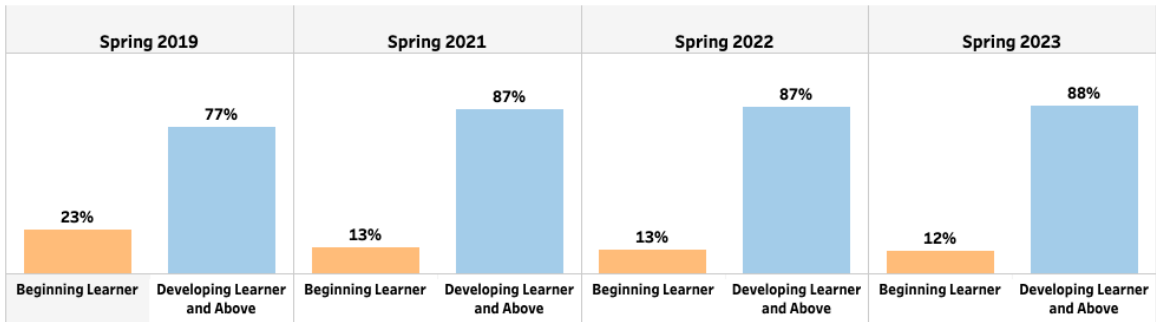
#### English / Language Arts



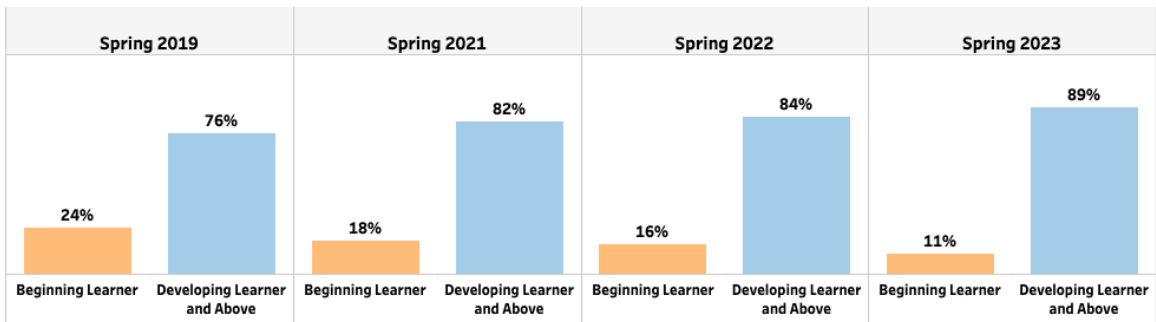
#### Mathematics

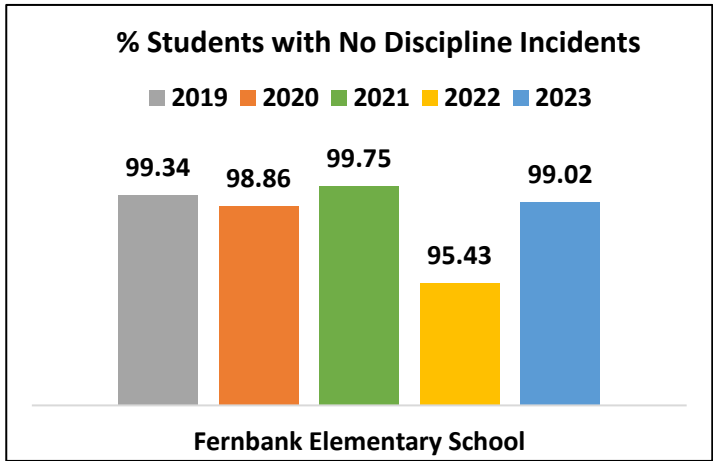
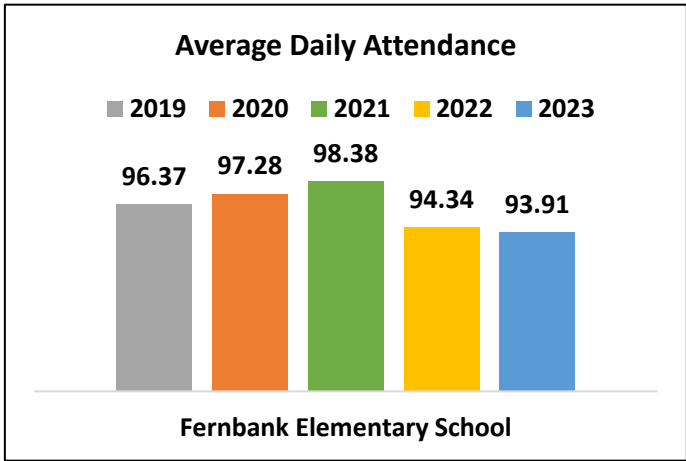


#### English / Language Arts



#### Mathematics





Fernbank Elementary School ▾

### Student Demographic Summary

Active Students as of the Last Day of School

	All Students	Black	Hispanic	White	Asian/Pacific Islander	Multi-Racial	Native American/Alaskan Native
2023	733	146	278	279	82	30	TFS
2022	743	174	46	385	144	39	TFS
2021	701	149	43	334	129	40	TFS
2020	795	171	40	356	126	43	TFS
2019	818	152	47	371	109	47	TFS

TFS – Too Few Students (Less than 10)