



**Fairington
Elementary School**

Mission

To provide educational experiences that will enable students to become college and career ready citizens able to compete in a global society.

Vision

To create an academic environment where all students are successful and prepared for the next grade level, college, career and life.

School Leadership

**Principal
Mr. Alexion Clowers**

**Assistant Principal
Ms. Nadia Lake-Northern**

Fairington Elementary School
5505 Philip Bradley Drive
Lithonia, GA 30083
(678) 676-8702

<https://fairingtones.dekalb.k12.ga.us>

Academic Highlights

- 2023 GaDOE Recognized PBIS School
- 2023-2024 GaDOE Mathematics \$4,000 grant awardee
- Increased overall CCRPI score by 15 points
- Decreased the number of discipline referrals
- Decreased the number of student absences

Priority Areas and Improvement Strategies

- School Culture and Climate
 - PBIS
- Reading
 - Guided Reading
- Mathematics
 - Problem Solving Process (Three Read Protocol and Polya's Problem Solving Process)

School Performance

GADOE College and Career Ready Performance Index (CCRPI) Scores

CCRPI scores were not available in 2020 and 2021

CCRPI COMPONENTS	2023	2022	2019	2018
CONTENT MASTERY	27.8	24.2	32.4	28.9
ENGLISH LANGUAGE ARTS	27.11	22.46	32.31	33.72
MATHEMATICS	33.66	28.76	36.85	32.75
SCIENCE	12.19	15.90	30.88	16.98
SOCIAL STUDIES	N/A	N/A	20.90	15.14
PROGRESS	83.0	N/A	70.5	62.8
ENGLISH LANGUAGE ARTS	90.73	N/A	63.71	72.26
MATHEMATICS	75.21	N/A	77.24	53.34
ENGLISH LEARNERS	TFS	TFS	TFS	TFS
CLOSING GAPS	77.8	N/A	75.0	71.4
READINESS	64.1	54.8	65.7	66.1
GRADE LEVEL READING/LITERACY	44.86	19.07	25.51	26.03
STUDENT ATTENDANCE	47.94	N/A	71.49	72.19
BEYOND THE CORE	99.62	90.48	100.00	100.00

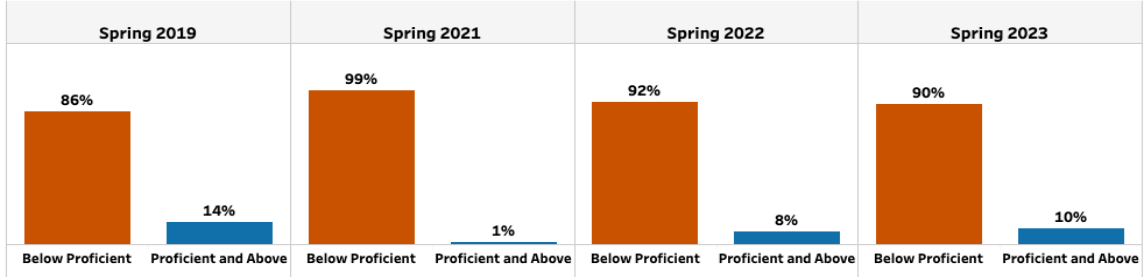
TFS - Too Few Students (Less than 10)

School Name

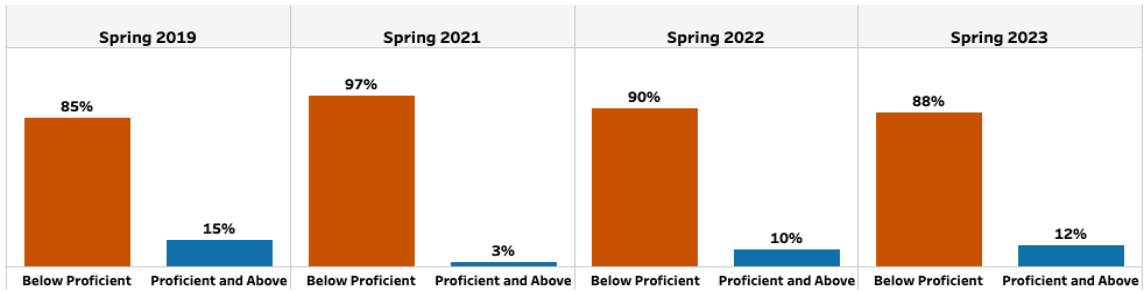
FAIRINGTON ELEMENTARY SCHOOL

Milestones End-of-Grade (EOG)

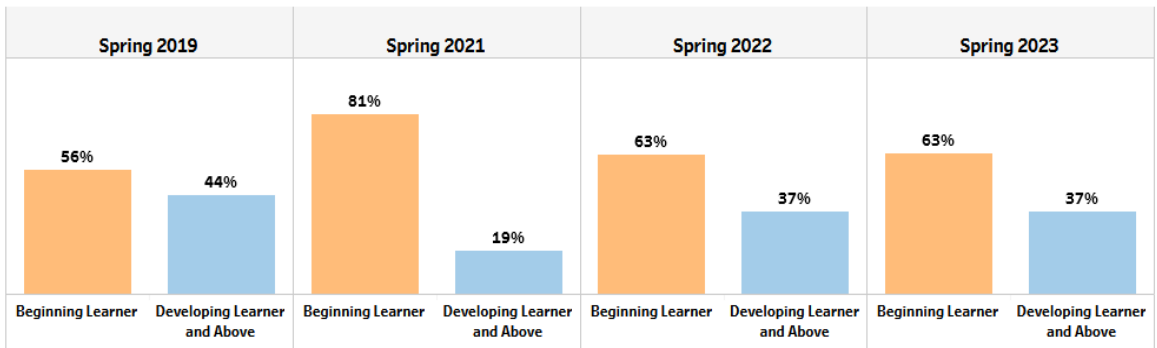
English / Language Arts



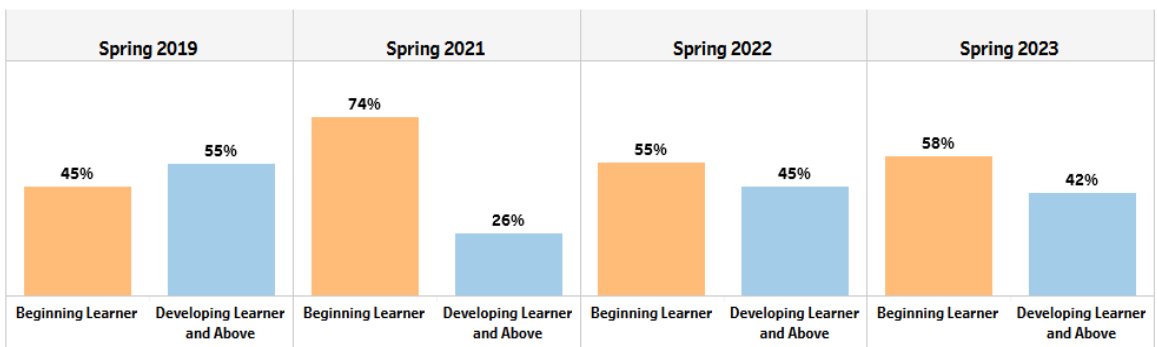
Mathematics



English / Language Arts

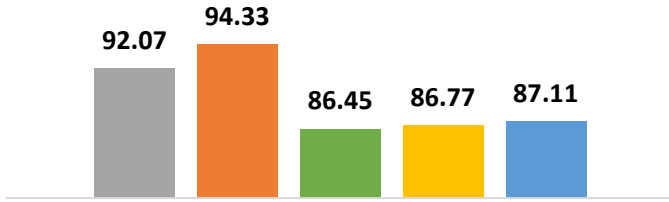


Mathematics



Average Daily Attendance

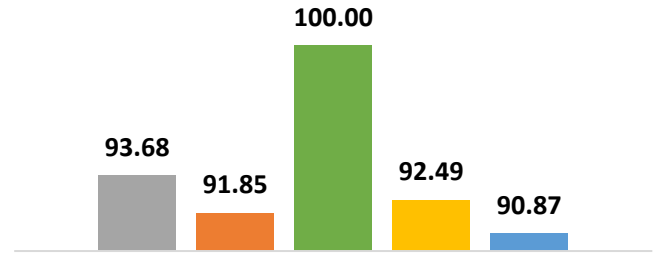
■ 2019 ■ 2020 ■ 2021 ■ 2022 ■ 2023



Fairington Elementary School

% Students with No Discipline Incidents

■ 2019 ■ 2020 ■ 2021 ■ 2022 ■ 2023



Fairington Elementary School

Fairington Elementary Scho...		Student Demographic Summary						Active Students as of the Last Day of School
	All Students	Black	Hispanic	White	Asian/Pacific Islander	Multi-Racial	Native American/Alaskan Native	
2023	550	591	18	TFS	2	11	TFS	
2022	576	532	21	TFS	2	TFS	TFS	
2021	540	494	29	TFS	2	11	TFS	
2020	571	521	40	TFS	0	13	TFS	
2019	630	500	28	TFS	0	19	TFS	

TFS – Too Few Students (Less than 10)