

Academic Highlights

- 2023-2024 and 2024-2025 French Intern Teaching Grant \$4,000
- 2019-2023 Label France Education Seal of Excellence Award
- Cognia STEM Certification Recertified 2022
- 2021-2022 Planning \$3,000 grant awardee
- Label FrancEducation Recertified 2022
- PBIS Operational School

Priority Areas and Improvement Strategies


- Literacy
 - Balanced Literacy Framework
 - Implement Leveled Literacy Intervention with struggling readers
- Mathematics
 - Math Workshop Model
- School Climate
 - Social Emotional Learning
 - Positive Behavior Interventions and Supports

School Performance

GADOE College and Career Ready Performance Index (CCRPI) Scores

CCRPI scores were not available in 2020 and 2021

| CCRPI COMPONENTS | 2023 | 2022 | 2019 | 2018 |
|------------------------------|-------------|-------------|-------------|-------------|
| CONTENT MASTERY | 56.2 | 55.0 | 67.2 | 62.6 |
| ENGLISH LANGUAGE ARTS | 57.77 | 54.88 | 73.32 | 64.72 |
| MATHEMATICS | 60.82 | 58.23 | 70.69 | 66.42 |
| SCIENCE | 37.51 | 45.05 | 54.32 | 54.37 |
| SOCIAL STUDIES | N/A | N/A | 51.26 | 52.92 |
| PROGRESS | 72.0 | N/A | 82.4 | 81.6 |
| ENGLISH LANGUAGE ARTS | 79.64 | N/A | 88.62 | 81.14 |
| MATHEMATICS | 59.89 | N/A | 72.34 | 77.94 |
| ENGLISH LEARNERS | 91.84 | 93.06 | 100.00+ | 100.00+ |
| CLOSING GAPS | 84.2 | N/A | 57.7 | 62.5 |
| READINESS | 81.1 | 71.3 | 83.0 | 82.3 |
| GRADE LEVEL READING/LITERACY | 65.13 | 43.21 | 58.65 | 56.98 |
| STUDENT ATTENDANCE | 78.43 | N/A | 90.61 | 90.00 |
| BEYOND THE CORE | 99.61 | 99.46 | 99.84 | 99.82 |



**Evansdale
Elementary School**

Mission

To inspire our community of learners to achieve educational excellence.

Vision

To ensure student success, leading to higher education, work, and life-long learning.

School Leadership

Principal

Mrs. April McCarthy

Assistant Principal

Mrs. Emiley Ingram

Evansdale Elementary School

2914 Evans Woods Drive

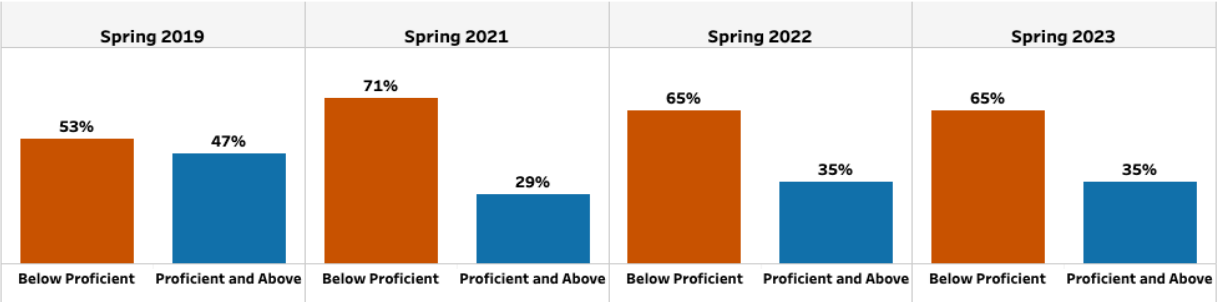
Doraville, GA 30340

(678) 874-2702

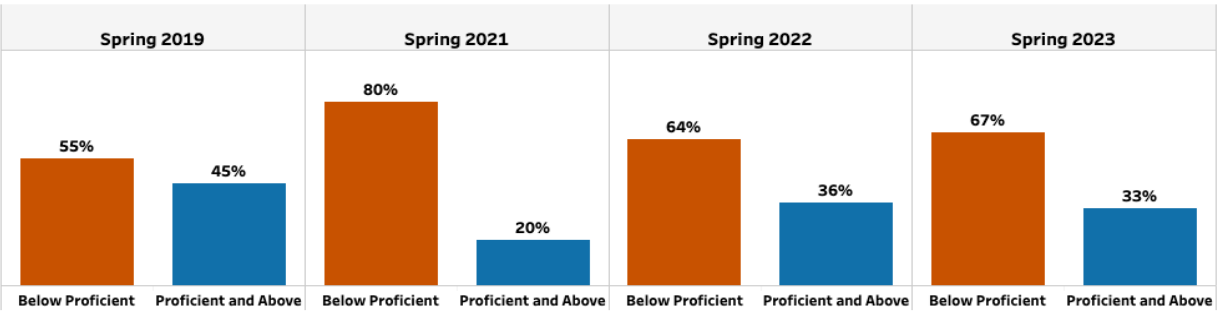
www.evansdalees.dekalb.k12.ga.us

Milestones End-of-Grade (EOG)

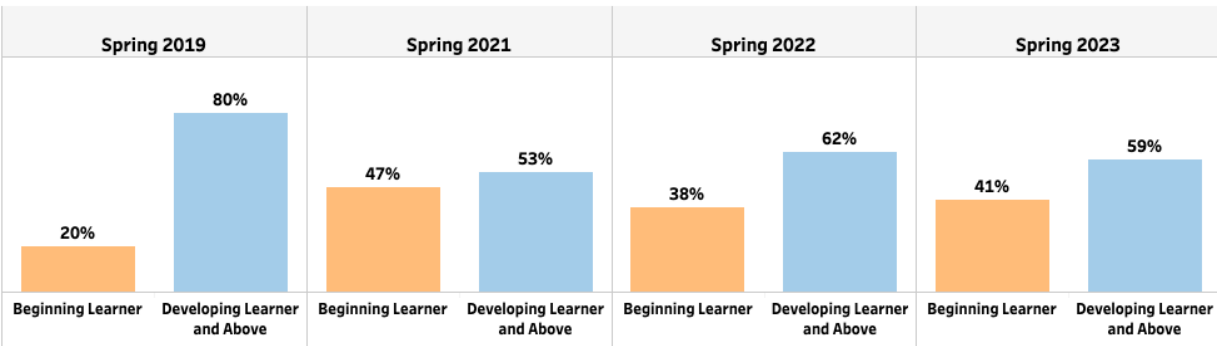
English / Language Arts



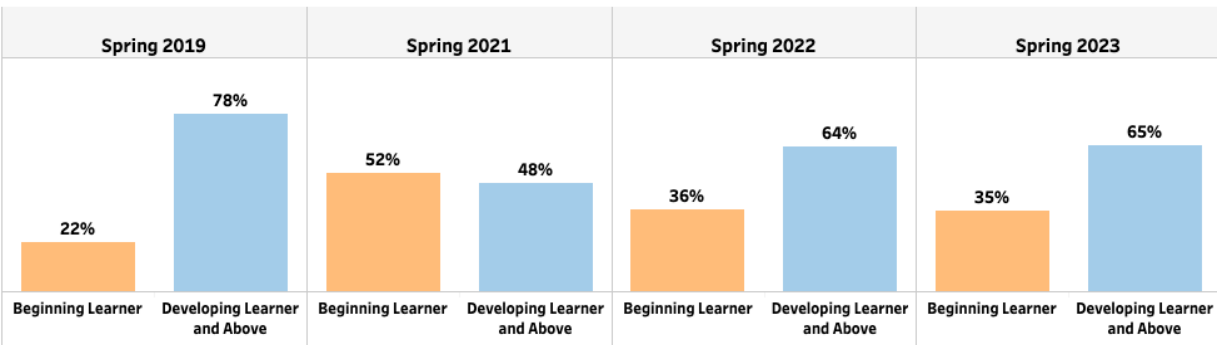
Mathematics

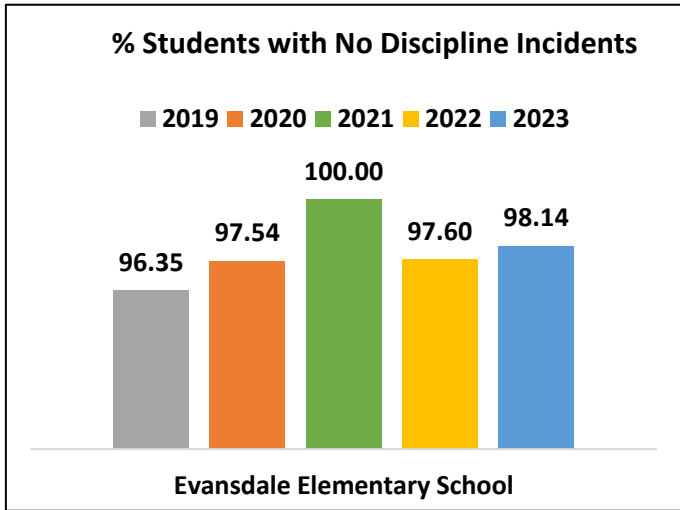
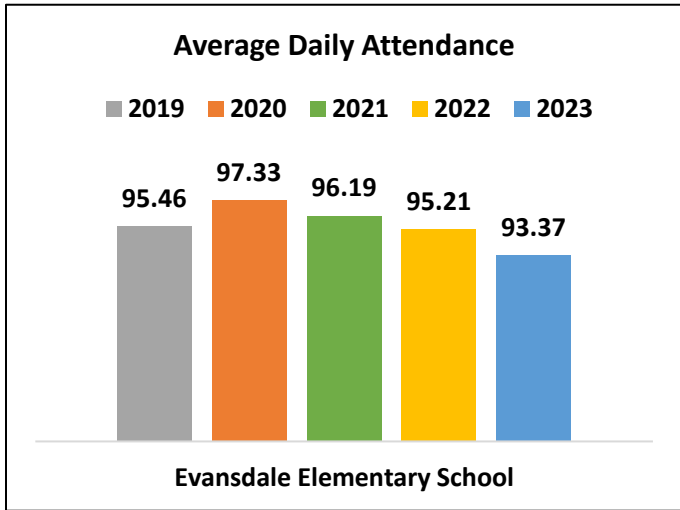


English / Language Arts



Mathematics





Evansdale Elementary School ▾

Student Demographic Summary

Active Students as of the Last Day of School

| | All Students | Black | Hispanic | White | Asian/Pacific Islander | Multi-Racial | Native American/Alaskan Native |
|------|--------------|-------|----------|-------|------------------------|--------------|--------------------------------|
| 2023 | 529 | 141 | 245 | 164 | 40 | 25 | 12 |
| 2022 | 576 | 137 | 258 | 153 | 35 | 33 | 12 |
| 2021 | 584 | 138 | 246 | 133 | 24 | 33 | 10 |
| 2020 | 628 | 116 | 270 | 133 | 15 | 32 | 10 |
| 2019 | 627 | 87 | 257 | 122 | 15 | 37 | 11 |

TFS – Too Few Students (Less than 10)