



Mission

To provide students with the necessary tools to master skills, solve problems, pursue excellence, and become active members in their local and global communities.

Vision

A safe and supportive environment that nurtures individual growth, promotes excellence, engages creative thinking, develops a desire for life-long learning, and stimulates an appreciation for human diversity and the world in which we live.

School Leadership

Principal

Ms. Kanessa Fain

Assistant Principals

Dr. Lakshmi Menon

Mrs. Natrina Jones-Bergin

Dunwoody Elementary School
 1923 Womack Road
 Dunwoody, GA 30338
 (678) 875-4002

www.dunwoodyes.dekalb.k12.ga.us

Academic Highlights

- Cognia STEM Certified School
- 2023-2024 GaDOE Science \$2,978 grant awarded
- 2023-2024 GaDOE Social Studies \$1,944 grant awarded
- 2023-2024 GaDOE Mathematics \$3,999 grant awarded
- Anti-Defamation League No Place for Hate School from 2015-2023

Priority Areas and Improvement Strategies

- English Language Arts
 - Strategic Reading Instruction
 - Critical Thinking and Writing Instruction
- Mathematics
 - Math Engagement Strategies
 - Math Content Vocabulary
- Culture and Climate
 - Social-Emotional Learning (No Place For Hate)

School Performance

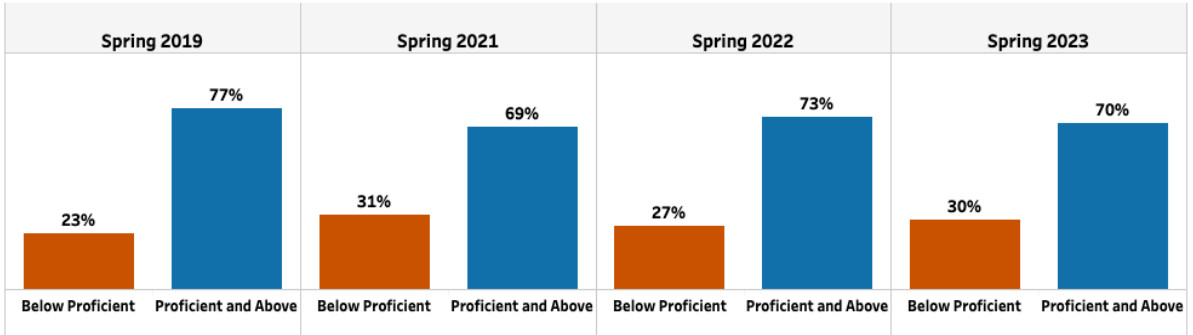
GADOE College and Career Ready Performance Index (CCRPI) Scores

CCRPI scores were not available in 2020 and 2021

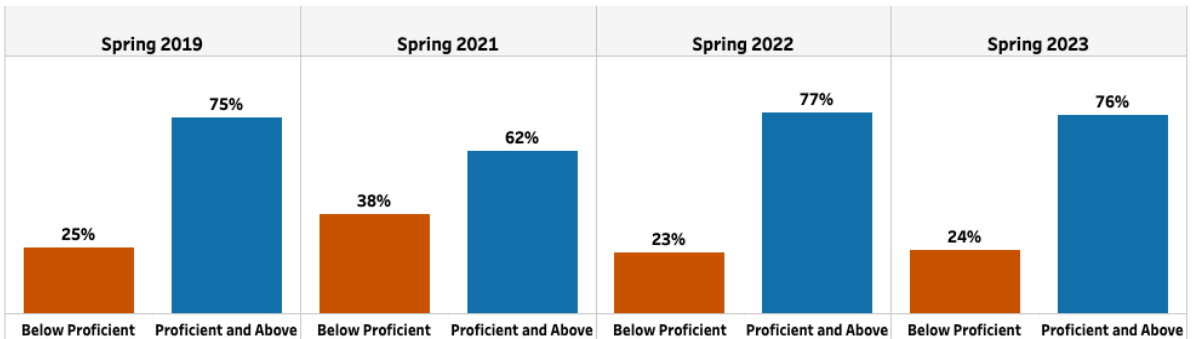
CCRPI COMPONENTS	2023	2022	2019	2018
CONTENT MASTERY	98.0	98.3	98.6	99.3
ENGLISH LANGUAGE ARTS	100.00+	100.00+	100.00+	100.00+
MATHEMATICS	100.00+	100.00+	100.00+	98.91
SCIENCE	85.64	87.76	90.48	97.62
SOCIAL STUDIES	N/A	N/A	98.03	100.00+
PROGRESS	97.4	N/A	86.2	84.7
ENGLISH LANGUAGE ARTS	94.26	N/A	92.65	95.36
MATHEMATICS	100.00+	N/A	76.74	70.61
ENGLISH LEARNERS	100.00+	100.00+	100.00+	100.00+
CLOSING GAPS	93.5	N/A	80.4	98.2
READINESS	92.5	88.4	91.1	90.3
GRADE LEVEL READING/LITERACY	90.94	76.97	80.59	76.81
STUDENT ATTENDANCE	86.42	N/A	93.11	93.98
BEYOND THE CORE	100.00	99.86	99.72	100.00

Milestones End-of-Grade (EOG)

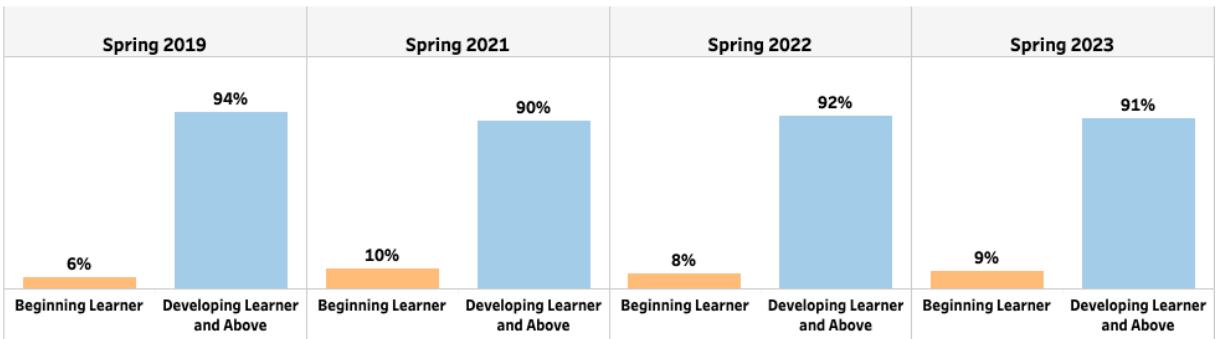
English / Language Arts



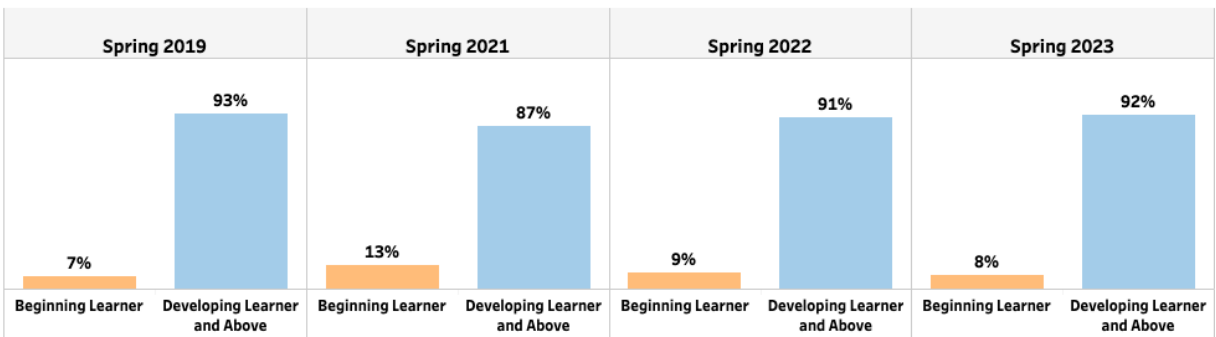
Mathematics

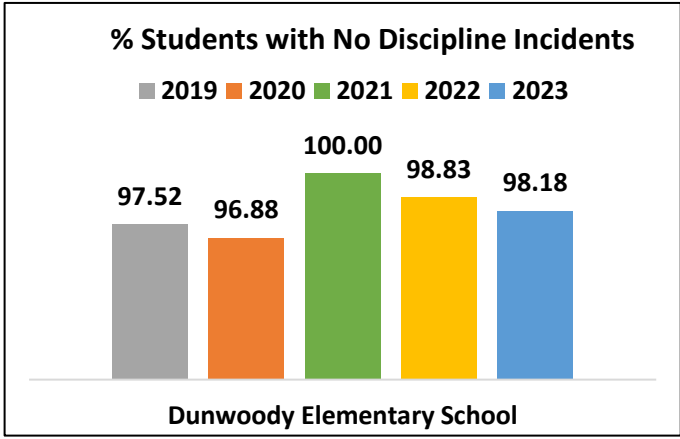
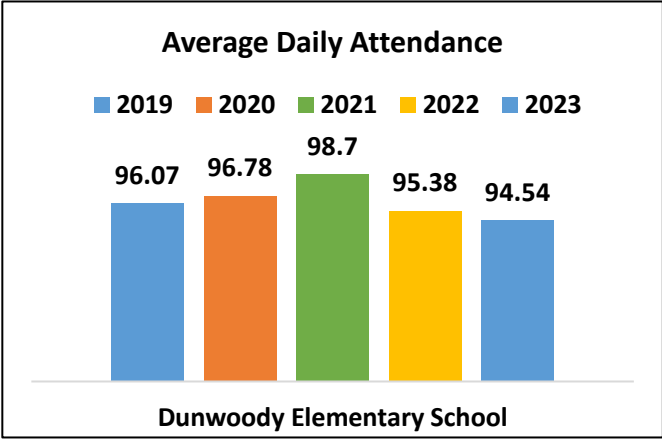


English / Language Arts



Mathematics





Dunwoody Elementary Sch... ▾

Student Demographic Summary

Active Students as of the Last Day of School

	All Students	Black	Hispanic	White	Asian/Pacific Islander	Multi-Racial	Native American/Alaskan Native
2023	739	169	112	406	373	49	TFS
2022	764	173	91	389	420	61	13
2021	843	144	66	278	291	55	TFS
2020	1,147	165	71	255	226	43	TFS
2019	1,113	155	67	251	215	47	TFS

TFS – Too Few Students (Less than 10)