



## Mission

To challenge Dunaire students to work to their fullest potential.

## Vision

To inspire our community of learners to achieve educational excellence.

## School Leadership

**Principal**  
**Dr. Sean Deas**

**Assistant Principal**  
**Dr. Maxine Jenkins**

**Dunaire Elementary School**  
**651 S. Indian Creek Dr.**  
**Stone Mountain, GA 30083**  
**(678) 676-5502**

[www.dunairees.dekalb.k12.ga.us](http://www.dunairees.dekalb.k12.ga.us)

## Academic Highlights

- 2023 Title I Reward School
- 2023 GaDOE Recognized Literacy Leader
- 2022 PBIS Operational School
- Increased proficiency in Content Mastery 2023 English Language Arts & Mathematics

## Priority Areas and Improvement Strategies

- MTSS Framework Implementation
  - Implementing Structured Literacy and Standards-Based Math Block to Support Tier I, II, and III instruction
- Student Attendance
  - Utilize a Tiered System to Improve Student Attendance & PBIS Delivery
- Science
  - Problem-Based Learning & STEAM strategies

## School Performance

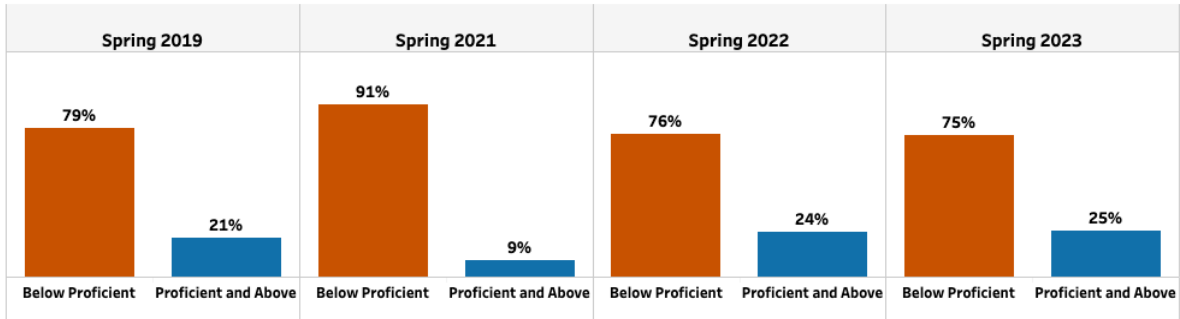
### GADOE College and Career Ready Performance Index (CCRPI) Scores

CCRPI scores were not available in 2020 and 2021

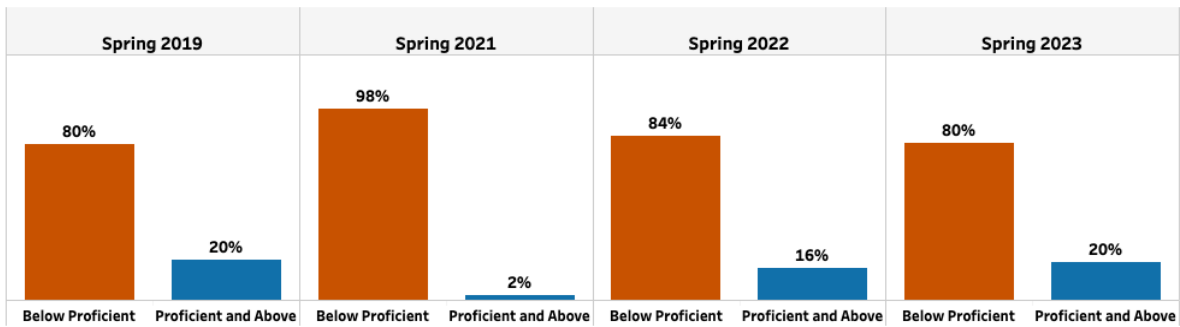
| CCRPI COMPONENTS             | 2023        | 2022        | 2019         | 2018        |
|------------------------------|-------------|-------------|--------------|-------------|
| <b>CONTENT MASTERY</b>       | <b>43.1</b> | <b>37.6</b> | <b>41.9</b>  | <b>30.1</b> |
| ENGLISH LANGUAGE ARTS        | 45.74       | 40.48       | 42.60        | 31.54       |
| MATHEMATICS                  | 42.86       | 34.58       | 40.23        | 30.71       |
| SCIENCE                      | 35.91       | 38.07       | 49.14        | 25.88       |
| SOCIAL STUDIES               | N/A         | N/A         | 37.92        | 28.17       |
| <b>PROGRESS</b>              | <b>79.4</b> | <b>N/A</b>  | <b>92.7</b>  | <b>86.7</b> |
| ENGLISH LANGUAGE ARTS        | 87.18       | N/A         | 93.70        | 89.56       |
| MATHEMATICS                  | 67.13       | N/A         | 90.16        | 80.91       |
| ENGLISH LEARNERS             | 100.00+     | 91.93       | 100.00+      | 100.00+     |
| <b>CLOSING GAPS</b>          | <b>78.1</b> | <b>N/A</b>  | <b>100.0</b> | <b>78.1</b> |
| <b>READINESS</b>             | <b>74.8</b> | <b>62.2</b> | <b>71.4</b>  | <b>66.2</b> |
| GRADE LEVEL READING/LITERACY | 51.70       | 25.93       | 33.33        | 22.01       |
| STUDENT ATTENDANCE           | 72.78       | N/A         | 84.03        | 76.90       |
| BEYOND THE CORE              | 99.77       | 98.38       | 96.72        | 99.68       |

### Milestones End-of-Grade (EOG)

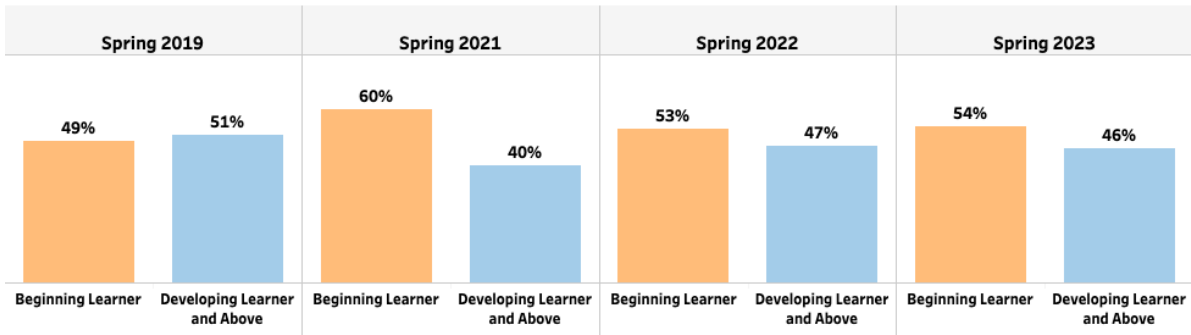
#### English / Language Arts



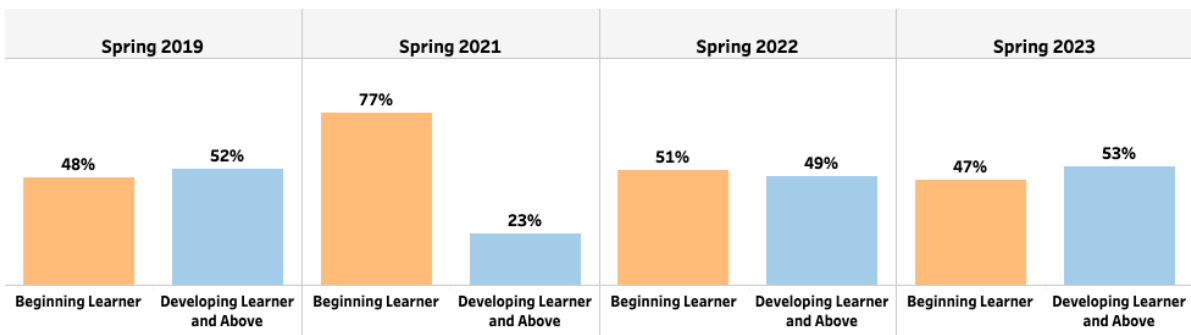
#### Mathematics

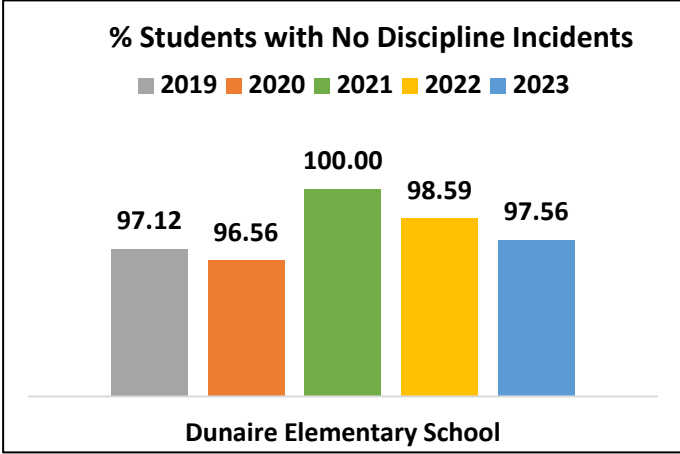
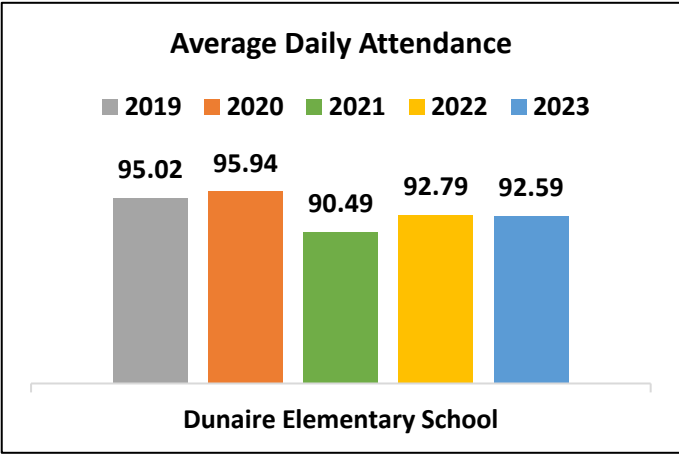


#### English / Language Arts



#### Mathematics





Dunaire Elementary School

### Student Demographic Summary

Active Students as of the Last Day of School

|      | All Students | Black | Hispanic | White | Asian/Pacific Islander | Multi-Racial | Native American/Alaskan Native |
|------|--------------|-------|----------|-------|------------------------|--------------|--------------------------------|
| 2023 | 444          | 334   | 17       | 28    | 99                     | 10           | TFS                            |
| 2022 | 444          | 318   | 24       | 23    | 109                    | 11           | TFS                            |
| 2021 | 443          | 285   | 24       | 15    | 109                    | TFS          | TFS                            |
| 2020 | 487          | 308   | 20       | 17    | 92                     | TFS          | TFS                            |
| 2019 | 489          | 303   | 19       | 15    | 99                     | TFS          | TFS                            |

TFS – Too Few Students (Less than 10)