



**Dresden**  
**Elementary School**

## Mission

Through home, school, and community partnerships, Dresden Elementary School will prepare students to compete globally by providing rigorous educational and social experiences.

## Vision

To raise standards and increase academic achievement through implementation of best practices. In addition, our goal is to enhance community spirit by unifying school and neighborhood.

## School Leadership

**Principal**  
**Dr. Lauren Pells**

**Assistant Principal**  
**Dr. Darlene Herbert**

Dresden Elementary School  
 2449 Dresden Drive  
 Chamblee, GA 30341  
 (678) 676-7202

[www.dresdenes.dekalb.k12.ga.us](http://www.dresdenes.dekalb.k12.ga.us)

## Academic Highlights

- 54.2% Moved 1 or more bands on ACCESS for ELs assessments
- 2022 to 2023 3rd grade ELA students increased to Proficiency by 2.5%
- 2022 to 2023 3<sup>rd</sup> grade math achievement scores increased by 4.75%
- 2022 to 2023 4<sup>th</sup> grade math achievement scores increase by 9.1%

## Priority Areas and Improvement Strategies

- Literacy
  - Guided Reading
  - Structured Literacy Interventions
- Mathematics
  - Number Talks

## School Performance

### GADOE College and Career Ready Performance Index (CCRPI) Scores

CCRPI scores were not available in 2020 and 2021

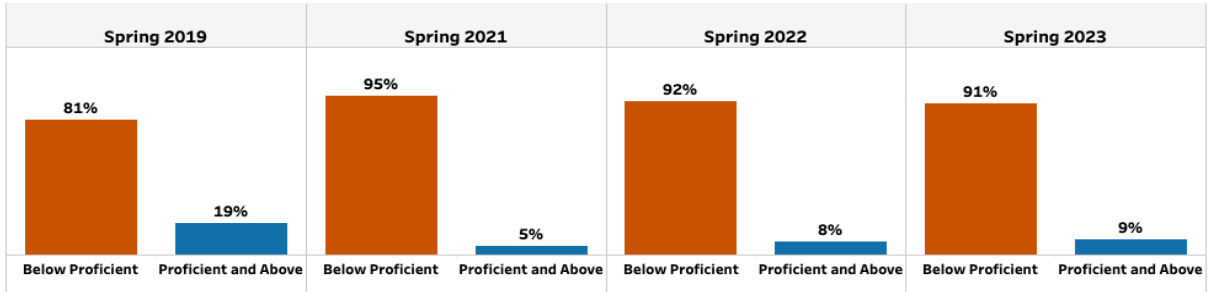
CCRPI COMPONENTS	2023	2022	2019	2018
<b>CONTENT MASTERY</b>	<b>27.1</b>	<b>21.0</b>	<b>43.0</b>	<b>38.3</b>
ENGLISH LANGUAGE ARTS	26.98	20.59	41.35	32.28
MATHEMATICS	30.47	23.95	50.13	43.34
SCIENCE	17.27	13.42	32.05	45.12
SOCIAL STUDIES	N/A	N/A	37.40	34.62
<b>PROGRESS</b>	<b>76.8</b>	<b>N/A</b>	<b>93.8</b>	<b>72.6</b>
ENGLISH LANGUAGE ARTS	75.53	N/A	100.00+	69.60
MATHEMATICS	75.70	N/A	86.72	69.82
ENGLISH LEARNERS	87.95	74.52	97.82	98.38
<b>CLOSING GAPS</b>	<b>100.0</b>	<b>N/A</b>	<b>88.9</b>	<b>77.8</b>
<b>READINESS</b>	<b>74.0</b>	<b>58.7</b>	<b>74.2</b>	<b>71.6</b>
GRADE LEVEL READING/LITERACY	42.33	17.65	31.28	22.35
STUDENT ATTENDANCE	79.61	N/A	91.62	92.54
BEYOND THE CORE	100.00	99.82	99.68	99.89

School Name

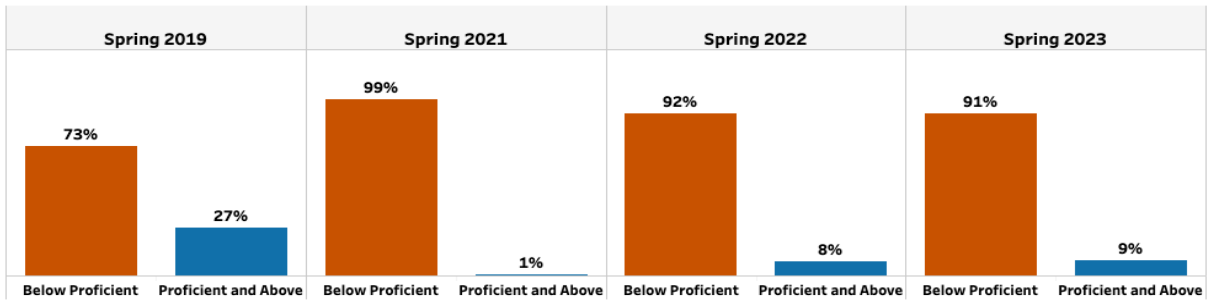
DRESDEN ELEMENTARY SCHOOL

### Milestones End-of-Grade (EOG)

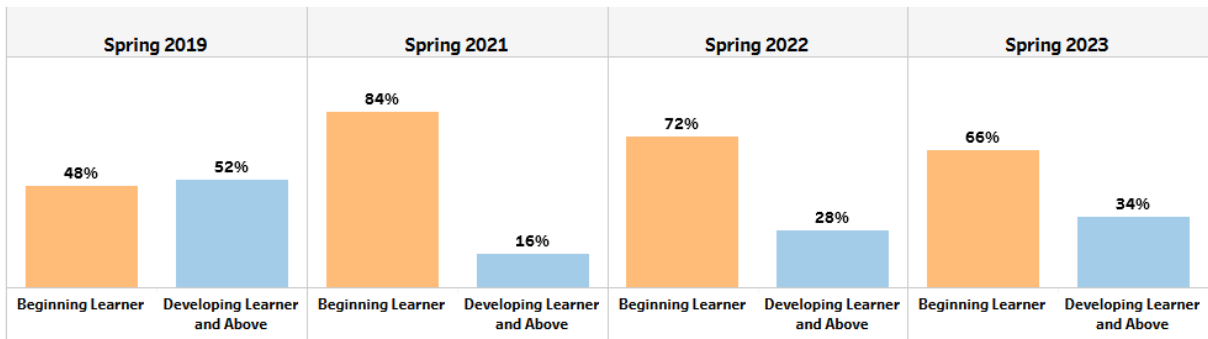
#### English / Language Arts



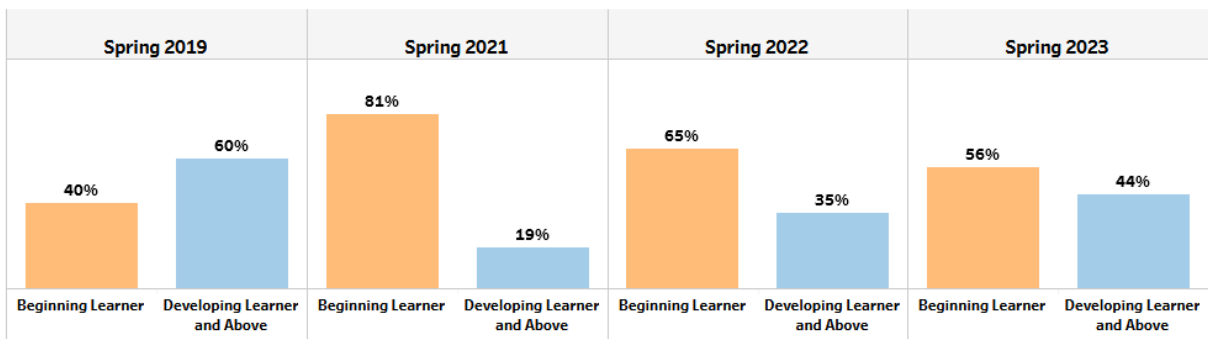
#### Mathematics

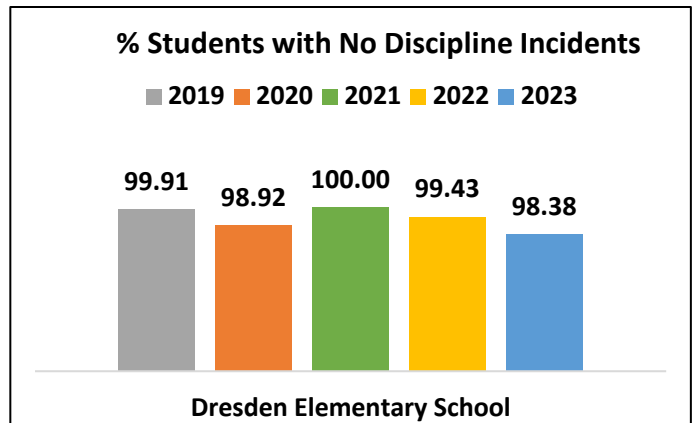
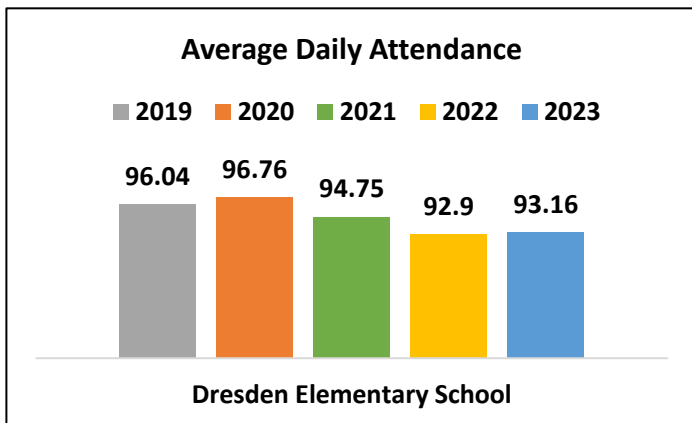


#### English / Language Arts



#### Mathematics





Dresden Elementary School ▾

### Student Demographic Summary

Active Students as of the Last Day of School

	All Students	Black	Hispanic	White	Asian/Pacific Islander	Multi-Racial	Native American/Alaskan Native
2023	583	11	942	TFS	22	TFS	TFS
2022	592	TFS	968	TFS	19	TFS	TFS
2021	581	TFS	550	TFS	18	TFS	TFS
2020	1,006	15	551	TFS	14	TFS	TFS
2019	985	17	538	TFS	16	TFS	TFS

TFS – Too Few Students (Less than 10)