

**Doraville United  
Elementary School**

## Mission

To provide students with a rigorous education that equips them with the skills necessary to become lifelong learners and successful citizens in a competitive global society.

## Vision

To be a successful educational institution that is student-centered, quality-driven, and community-based.

## School Leadership

**Principal**

**Ms. Michelle Perez**

**Assistant Principals**

**Ms. Kimberly Clark**

**Dr. Lasonya Edwards**

Doraville United Elementary School

3630 Shallowford Road NE

Doraville, GA 30340

(678) 874-1402

[www.doravillees.dekalb.k12.ga.us](http://www.doravillees.dekalb.k12.ga.us)

## Academic Highlights

- 53% of our EL students showing more than 1 band growth on the 2023 ACCESS
- 2023-2024 GaDOE Mathematics \$3,959 grant awardee
- 4th grade students made their 6% improvement target in reading & math on the 2023 GMAS

## Priority Areas and Improvement Strategies

- Literacy
  - Phonics
  - The Writing Process
- Mathematics
  - Number Talks
  - Project Based Learning

## School Performance

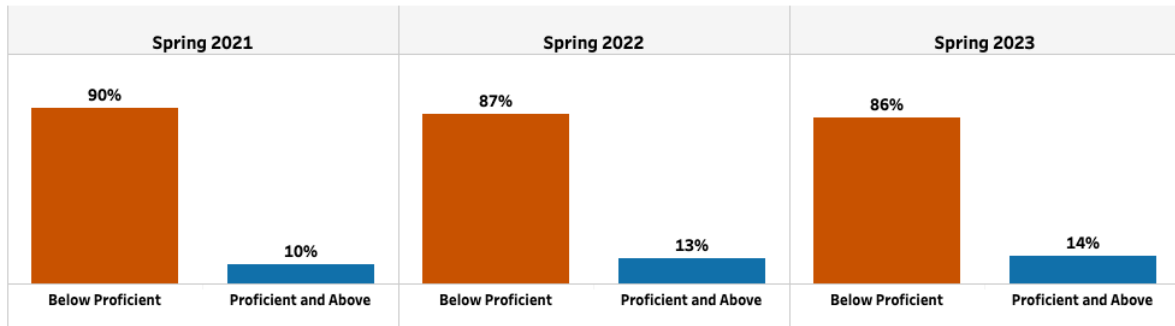
### GADOE College and Career Ready Performance Index (CCRPI) Scores

CCRPI scores were not available in 2020 and 2021

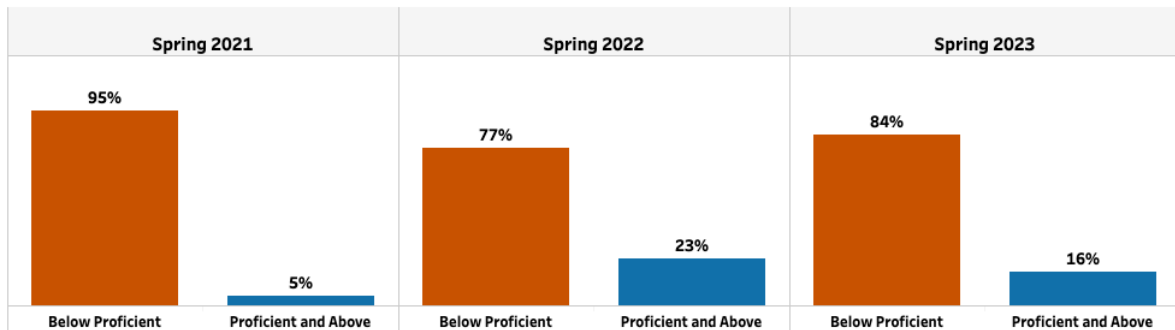
CCRPI COMPONENTS	2023	2022
<b>CONTENT MASTERY</b>	<b>35.5</b>	<b>35.1</b>
ENGLISH LANGUAGE ARTS	35.21	27.76
MATHEMATICS	43.96	45.05
SCIENCE	10.61	27.11
SOCIAL STUDIES	N/A	N/A
<b>PROGRESS</b>	<b>92.9</b>	<b>N/A</b>
ENGLISH LANGUAGE ARTS	98.56	N/A
MATHEMATICS	86.36	N/A
ENGLISH LEARNERS	96.88	91.42
<b>CLOSING GAPS</b>	<b>39.3</b>	<b>N/A</b>
<b>READINESS</b>	<b>76.8</b>	<b>59.0</b>
GRADE LEVEL READING/LITERACY	43.20	18.25
STUDENT ATTENDANCE	87.44	N/A
BEYOND THE CORE	99.88	99.70

## Milestones End-of-Grade (EOG)

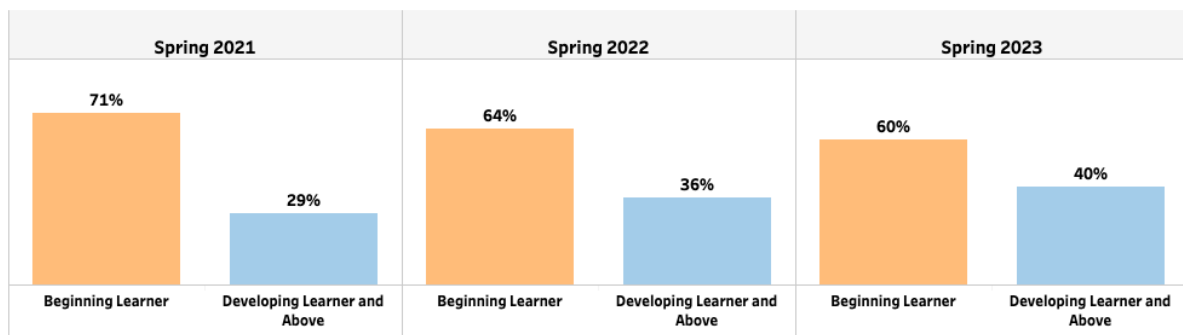
### English / Language Arts



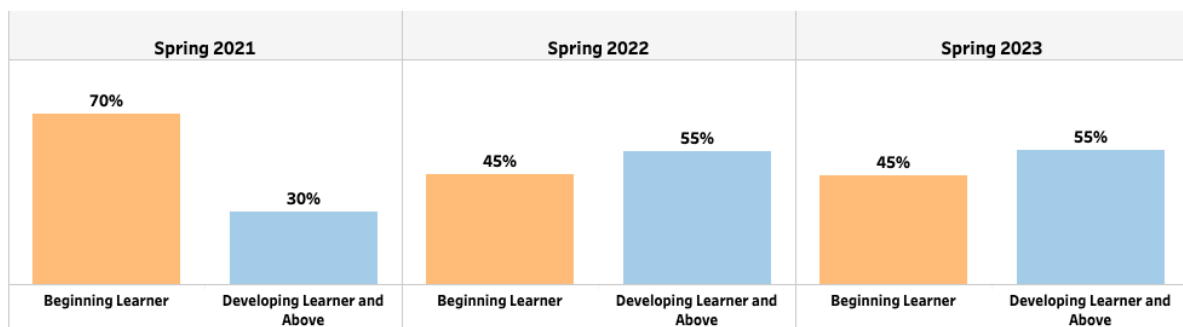
### Mathematics

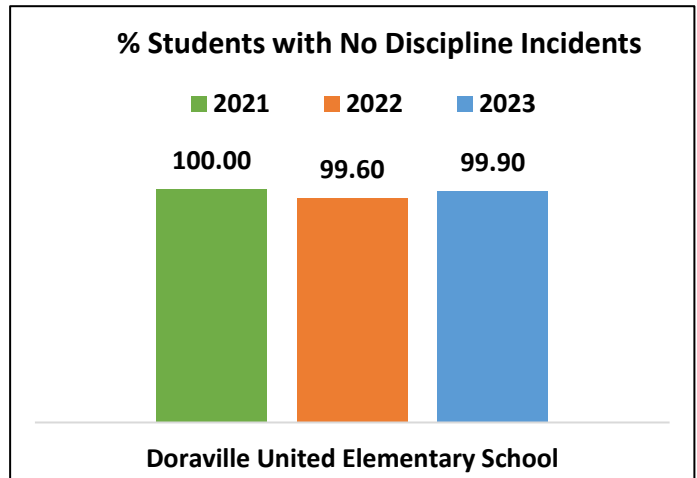
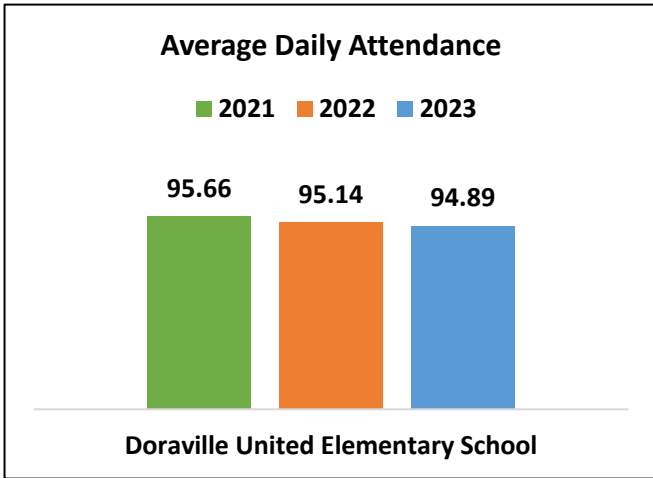


### English / Language Arts



### Mathematics





Doraville United Elementar... ▾

### Student Demographic Summary

Active Students as of the Last Day of School

	All Students	Black	Hispanic	White	Asian/Pacific Islander	Multi-Racial	Native American/Alaskan Native
2023	916	TFS	661	TFS	10	TFS	TFS
2022	692	14	668	TFS	9	TFS	TFS
2021	681	20	862	TFS	15	TFS	TFS

TFS – Too Few Students (Less than 10)

