



DeKalb Preparatory
Academy

Mission

To cultivate knowledge, think critically, act collaboratively and compassionately.

Vision

To serve as a community-based school that offers an academically rigorous, educationally creative, culturally relevant and engaging learning environment.

School Leadership

Head of School
Dr. Lenise Bostic

Principal
(Elementary)
Mrs. Jameda Owens
(Middle)
Mr. Malcolm Brown

DeKalb Preparatory Academy
1402 Austin Drive
Decatur, GA 30032
(404) 937-2000
www.dekalbprepacademy.org

Academic Highlights

- Highest CCRPI score among our District Factor Group
- School of Audio-Visual Communication and Project-Based Learning
- Proud partnerships with Kennesaw State University, Atlanta Metropolitan State college, and Georgia State University
- 2021-2022 Nutrition and Physical Activity \$5,000 grant awarded

Priority Areas and Improvement Strategies

- Literacy
 - Guided Reading
 - Direct and Explicit Comprehension Strategy Instruction
- Mathematics
 - Number Talks/Math Talks
 - Problem-Based Learning
- Science
 - 5E Science Instructional Framework
 - Project-Based Learning

School Performance

GADOE College and Career Ready Performance Index (CCRPI) Scores

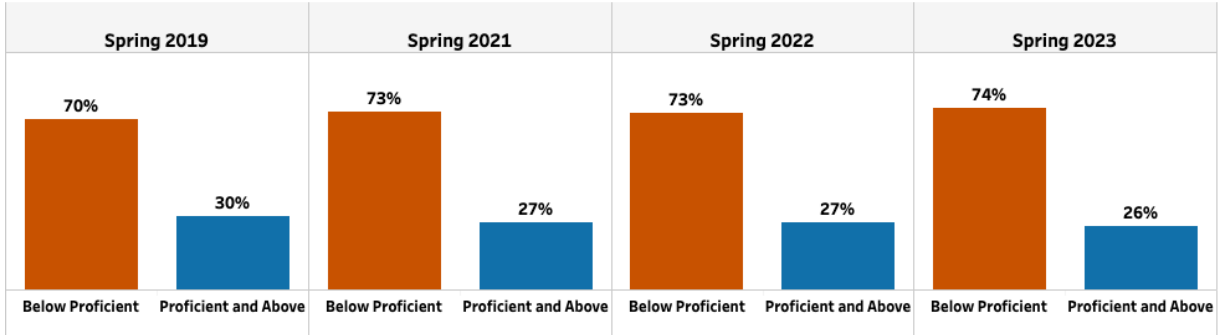
CCRPI scores were not available in 2020 and 2021

INDICATORS	Elementary				Middle			
	2023	2022	2019	2018	2023	2022	2019	2018
CONTENT MASTERY	37.8	45.8	47.0	46.8	42.0	34.9	48.8	44.8
ELA	40.23	46.75	49.42	48.31	52.17	48.26	58.40	51.04
MATH	31.04	35.81	53.52	49.15	44.00	28.49	45.03	45.49
SCIENCE	50.85	72.34	37.93	32.76	26.36	25.46	39.42	32.99
SOCIAL STUDIES	N/A	N/A	28.95	49.14	20.91	23.64	40.57	35.87
PROGRESS	59.5	N/A	77.9	69.2	89.5	N/A	83.9	79.9
ELA	69.37	N/A	84.25	74.77	83.72	N/A	95.46	85.62
MATH	49.56	N/A	71.63	63.71	95.33	N/A	72.40	74.11
ENGLISH LEARNERS	N/A	TFS	TFS	N/A	N/A	TFS	N/A	N/A
CLOSING GAPS	0.0	N/A	67.9	29.2	57.1	N/A	89.3	45.8
READINESS	78.7	69.2	77.0	74.1	86.6	69.5	82.4	79.1
GRADE LEVEL READING/LITERACY	52.30	38.46	42.11	34.66	66.85	38.95	55.90	50.00
STUDENT ATTENDANCE	83.85	N/A	88.80	87.56	92.86	N/A	91.28	87.42
BEYOND THE CORE	100.00	100.00	100.00	100.00	100.00	100.00	100.00	100.00

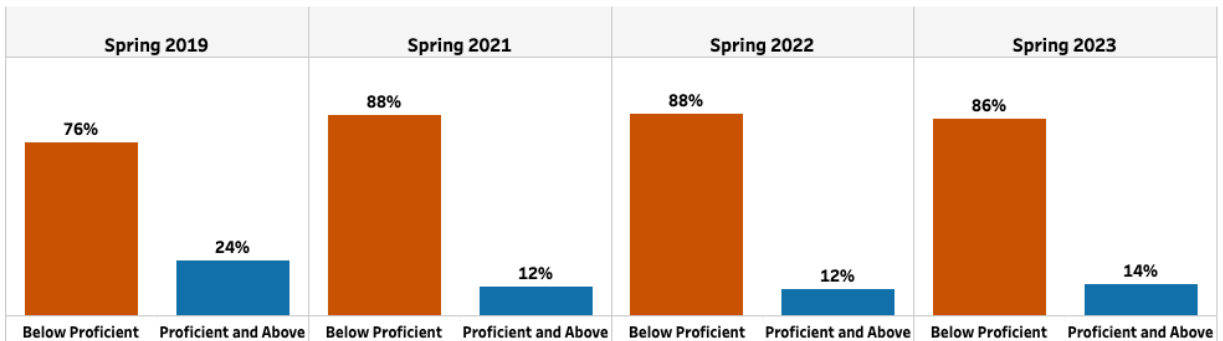
TFS - Too Few Students (Less than 10)

Milestones End-of-Grade (EOG)

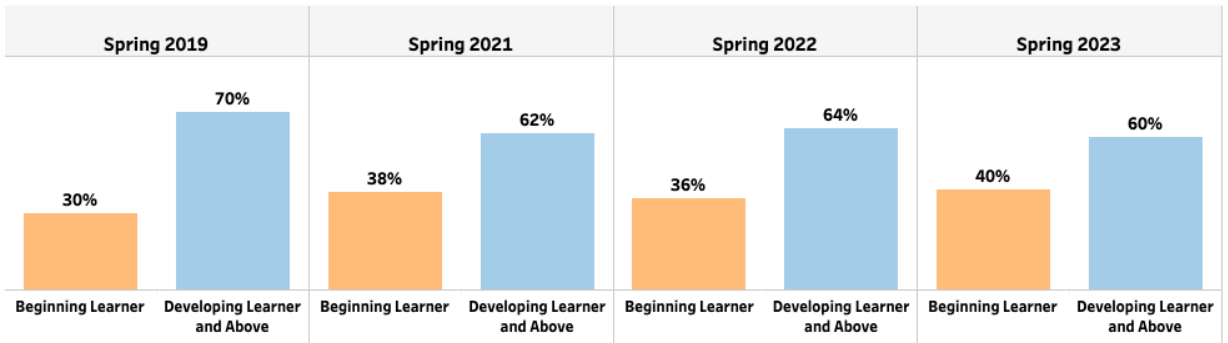
English / Language Arts



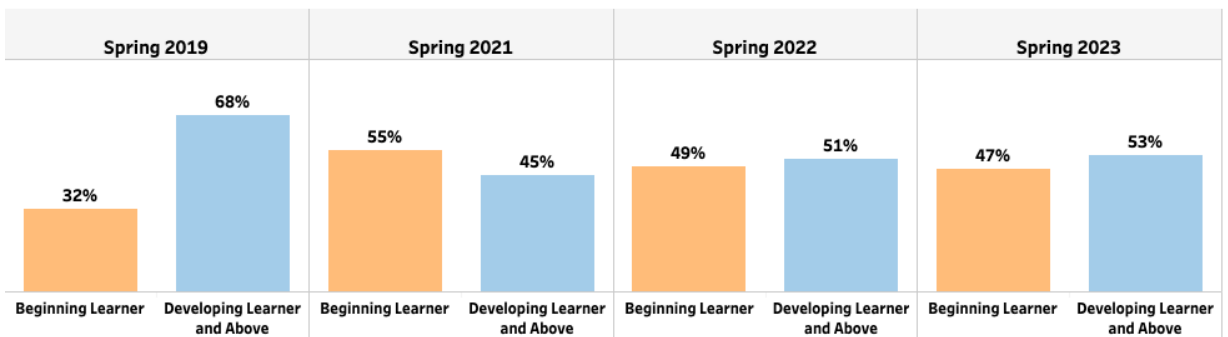
Mathematics

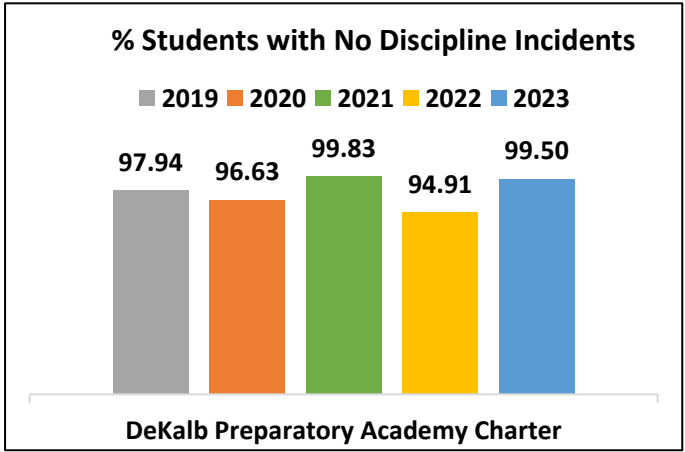
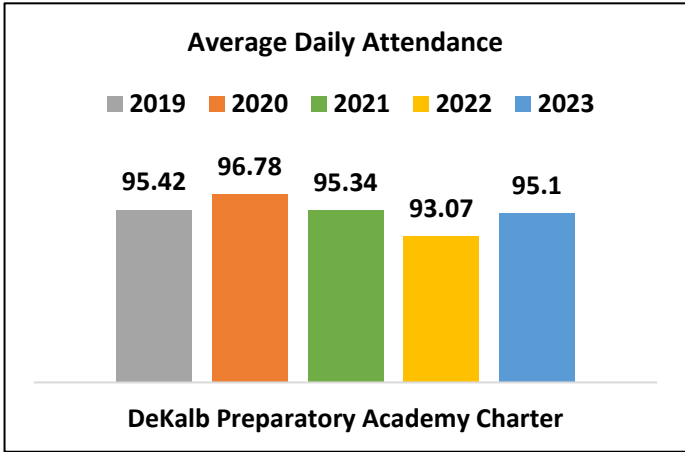


English / Language Arts



Mathematics





DeKalb Preparatory Acade... ▾

Student Demographic Summary

Active Students as of the Last Day of School

	All Students	Black	Hispanic	White	Asian/Pacific Islander	Multi-Racial	Native American/Alaskan Native
2023	527	480	12	TFS	5	TFS	TFS
2022	512	492	13	TFS	3	TFS	TFS
2021	556	536	16	TFS	1	TFS	TFS
2020	511	492	14	TFS	3	TFS	TFS
2019	503	500	19	TFS	4	TFS	TFS

TFS - Too Few Students (Less than 10)