

Academic Highlights

- 2023 Title I Rewards School
- 2020 School Choice Leadership Award
- 2018 Georgia Charter School of the Year
- 2016 Georgia Charter School of the Year Finalist

Priority Areas and Improvement Strategies

- Literacy
 - Differentiated Reading Instruction
 - Cross-Curricular Reading Instruction and Practice
 - Social Emotional Student Support
- Mathematics
 - Differentiated Math Instruction
 - Number Talks/Math Talks

School Performance

GADOE College and Career Ready Performance Index (CCRPI) Scores

CCRPI scores were not available in 2020 and 2021

INDICATORS	Elementary				Middle			
	2023	2022	2019	2018	2023	2022	2019	2018
CONTENT MASTERY	44.5	39.2	64.6	58.8	49.3	49.0	67.8	66.6
ELA	51.07	43.10	67.39	57.07	55.02	52.07	68.55	61.45
MATH	39.37	34.58	60.87	62.50	50.38	46.64	69.29	69.60
SCIENCE	39.90	40.96	67.94	49.46	40.59	40.23	61.55	58.24
SOCIAL STUDIES	N/A	N/A	64.14	61.95	37.65	55.76	67.04	81.71
PROGRESS	63.3	N/A	94.5	97.8	92.4	N/A	91.9	87.2
ELA	59.14	N/A	100.00+	95.00	95.05	N/A	100.00+	98.53
MATH	60.21	N/A	87.79	100.00+	100.00	N/A	90.61	77.13
ENGLISH LEARNERS	96.37	79.25	100.00+	100.00+	46.36	62.85	61.54	81.82
CLOSING GAPS	66.7	N/A	90.6	84.4	75.0	N/A	67.5	27.5
READINESS	89.0	67.6	85.1	82.2	88.5	75.1	86.2	85.5
GRADE LEVEL READING/LITERACY	69.15	35.11	55.43	46.74	70.26	50.19	60.73	57.45
STUDENT ATTENDANCE	97.92	N/A	100.00	100.00	95.32	N/A	97.89	98.92
BEYOND THE CORE	100.00	100.00	100.00	100.00	100.00	100.00	100.00	100.00



**DeKalb PATH
Academy**

Mission

To provide a safe, nurturing, and challenging learning environment that supports local immigrant and refugee families, by equipping students with the tools they need to pursue a life passion while enriching their community.

Vision

To create an engaging learning environment that fosters community stewardship and success.

School Leadership

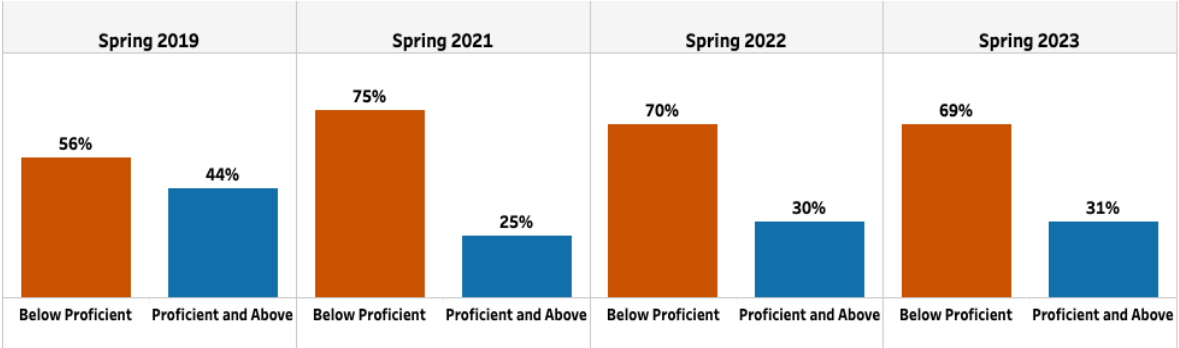
Principal
Ms. Crystal Felix-Clark

Assistant Principal
Dr. Veronica Perry

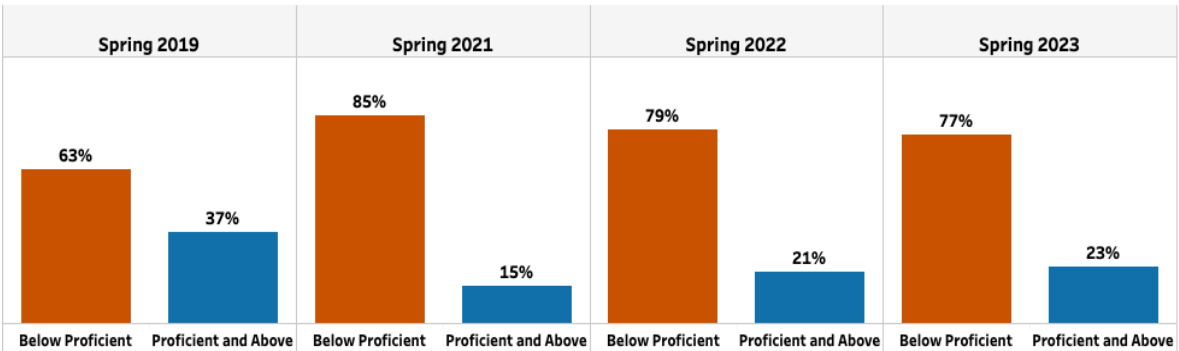
DeKalb PATH Academy
3007 Hermance Drive NE
Brookhaven, GA 30319
(404) 846-3242
[www. https://pathacademy.org](https://pathacademy.org)

Milestones End-of-Grade (EOG)

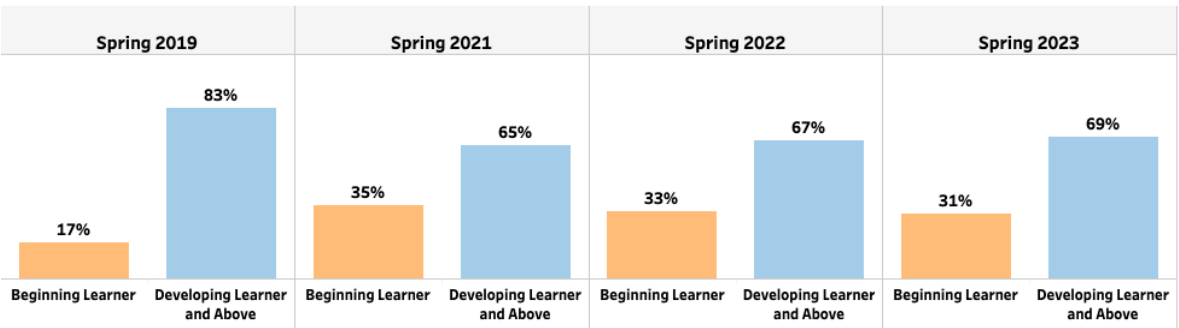
English / Language Arts



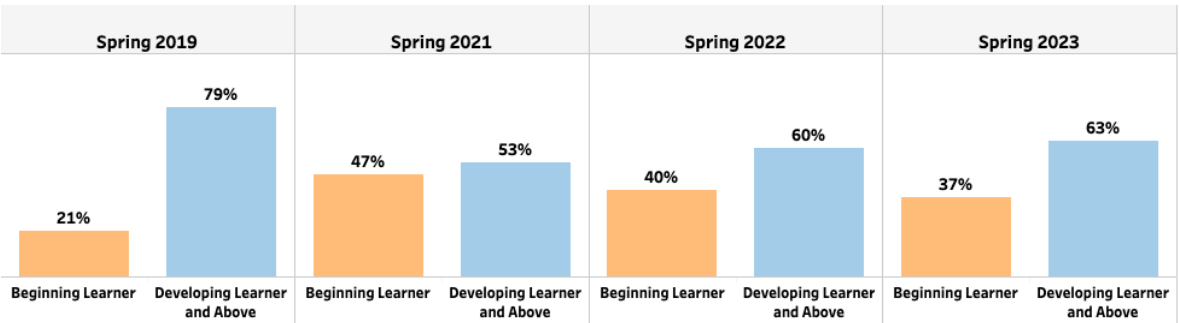
Mathematics



English / Language Arts



Mathematics

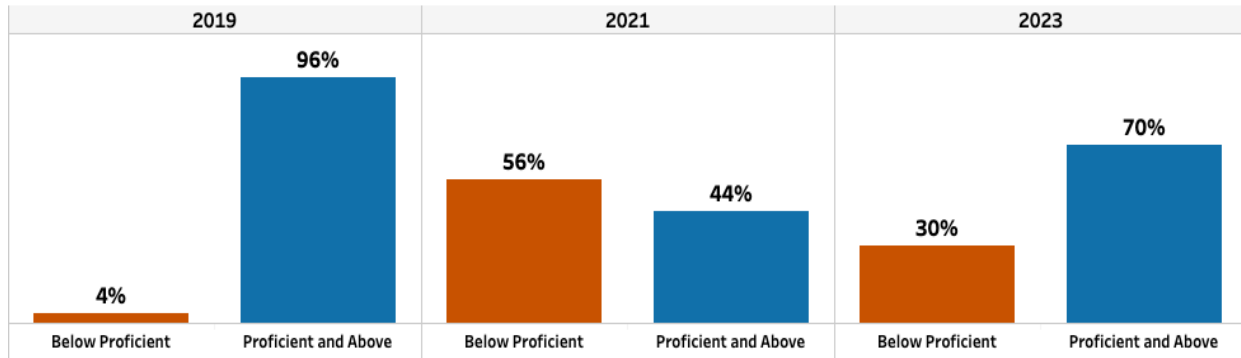


School Name

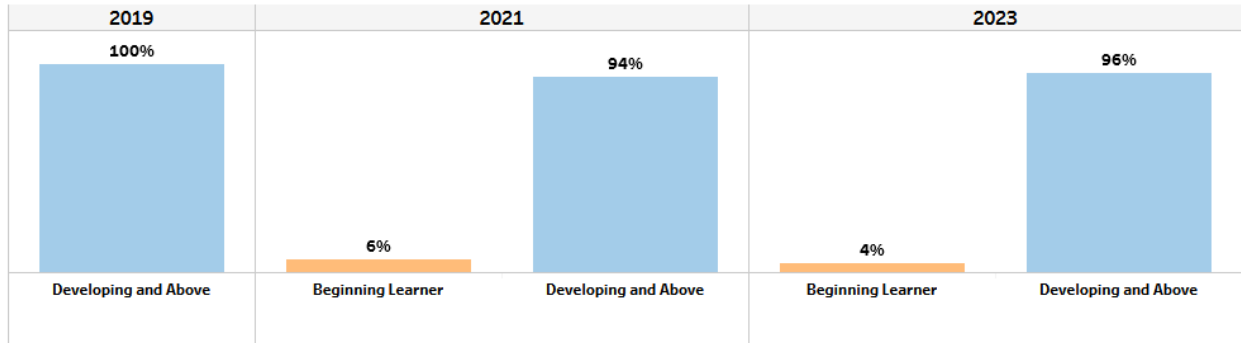
DEKALB PATH ACADEMY CHARTER SCHOOL

Milestones End-of-Course (EOC) Winter and Spring

Mathematics (Algebra I & Coordinate Algebra)

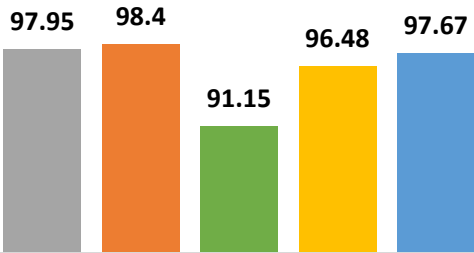


Mathematics (Algebra I & Coordinate Algebra)



Average Daily Attendance

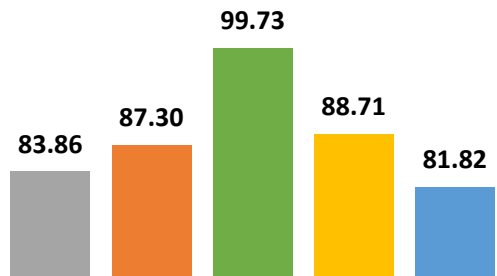
■ 2019 ■ 2020 ■ 2021 ■ 2022 ■ 2023



DeKalb PATH Academy Charter School

% Students with No Discipline Incidents

■ 2019 ■ 2020 ■ 2021 ■ 2022 ■ 2023



DeKalb PATH Academy Charter School

DeKalb PATH Academy Char... ▾

Student Demographic Summary

Active Students as of the
Last Day of School

	All Students	Black	Hispanic	White	Asian/Pacific Islander	Multi-Racial	Native American/ Alaskan Native
2023	367	59	283	TFS	22	TFS	TFS
2022	368	56	291	TFS	20	TFS	TFS
2021	368	52	295	TFS	20	TFS	TFS
2020	368	39	312	TFS	17	TFS	TFS
2019	367	34	312	TFS	21	TFS	TFS

TFS - Too Few Students (Less than 10)