

Academic Highlights

- Cognia STEM Certified School
- 2023-2024 GaDOE Fine Arts and Consumable Equipment (FACE) \$2,993 grant awardee
- 2023, 2022, 2019 GaDOE Recognized PBIS School
- 2019, 2020, 2021 Title 1 Reward School
- 2019, 2021 Beating the Odds School

Priority Areas and Improvement Strategies

- Reading Proficiency
 - English Language Arts Standards-Based Classroom Instructional Framework
- Mathematics Proficiency
 - Mathematics Standards-Based Classroom Instructional Framework
- Science Proficiency
 - 5E Framework (Engage, Explore, Explain, Evaluate, Elaborate, Extend)

School Performance

GADOE College and Career Ready Performance Index (CCRPI) Scores

CCRPI scores were not available in 2020 and 2021

CCRPI COMPONENTS	2023	2022	2019	2018
CONTENT MASTERY	40.5	31.6	44.0	36.8
ENGLISH LANGUAGE ARTS	46.10	34.84	43.20	40.49
MATHEMATICS	35.19	28.87	46.27	34.56
SCIENCE	39.11	30.11	49.56	33.97
SOCIAL STUDIES	N/A	N/A	34.38	34.91
PROGRESS	81.5	N/A	91.1	67.1
ENGLISH LANGUAGE ARTS	90.42	N/A	82.10	79.46
MATHEMATICS	72.62	N/A	100.00+	54.80
ENGLISH LEARNERS	TFS	TFS	TFS	TFS
CLOSING GAPS	100.0	N/A	92.9	46.4
READINESS	74.7	64.1	72.8	72.9
GRADE LEVEL READING/LITERACY	58.02	28.26	35.02	35.49
STUDENT ATTENDANCE	66.08	N/A	83.47	83.10
BEYOND THE CORE	100.00	100.00	99.84	100.00

TFS - Too Few Students (Less than 10)



Mission

To ensure student success, leading to higher education, work and a commitment to life-long learning.

Vision

To inspire our community of learners to achieve educational excellence.

School Leadership

Principal

Ms. Lawanzer R. Smith

Assistant Principal

Mr. Billy Jackson

Chapel Hill Elementary School

3536 Radcliffe Boulevard

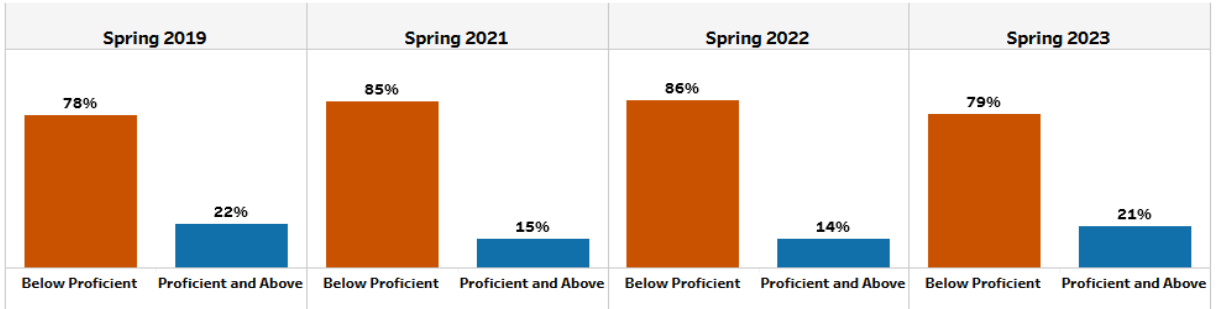
Decatur, GA 30034

(678) 676-8402

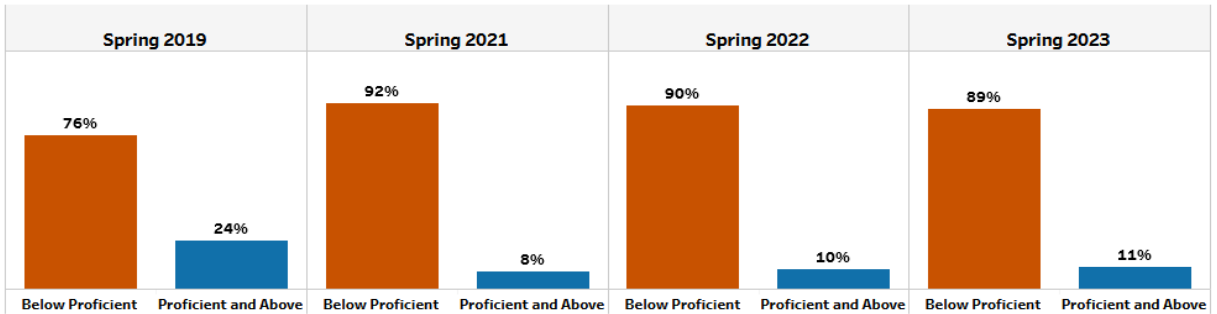
www.chapelhilles.dekalb.k12.ga.us

Milestones End-of-Grade (EOG)

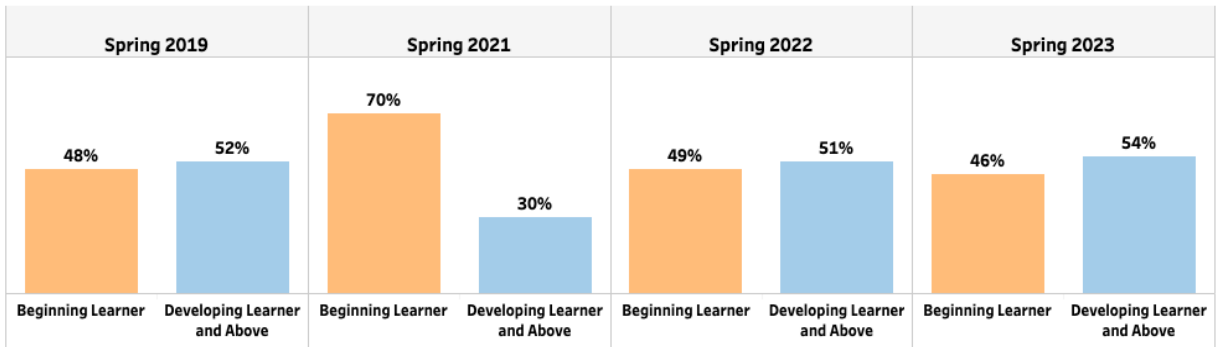
English / Language Arts



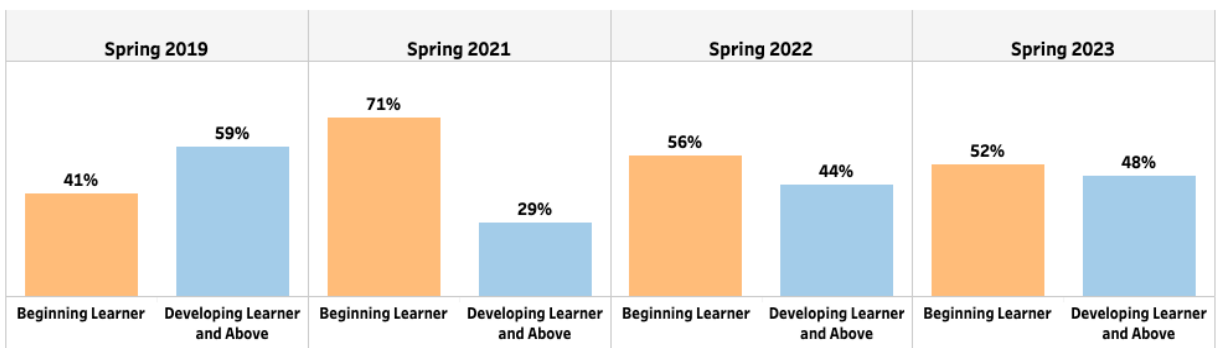
Mathematics

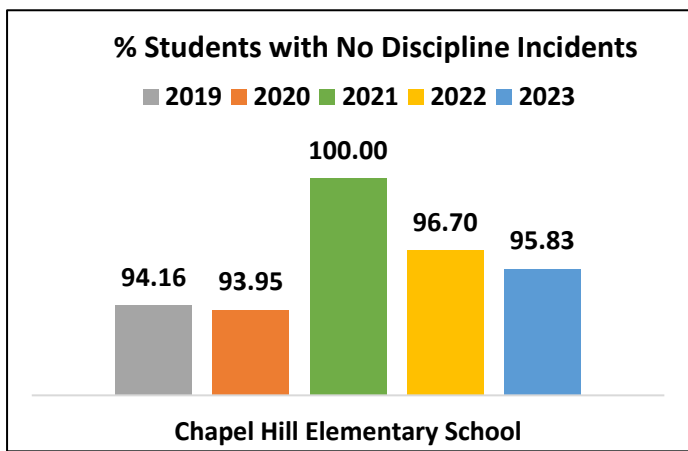
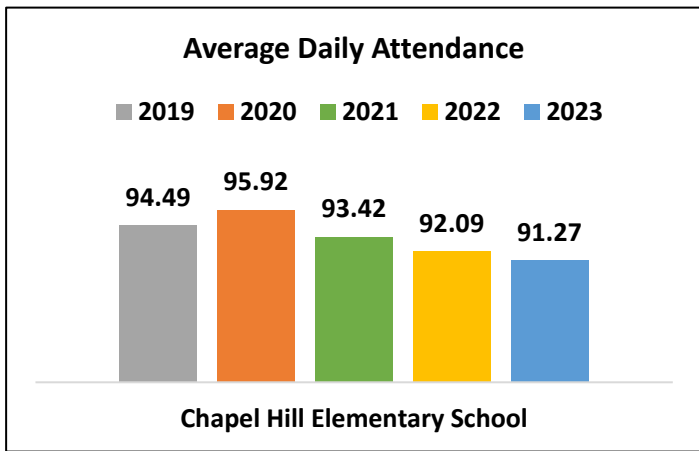


English / Language Arts



Mathematics





Chapel Hill Elementary Sch... ▾

Student Demographic Summary

Active Students as of the Last Day of School

	All Students	Black	Hispanic	White	Asian/Pacific Islander	Multi-Racial	Native American/ Alaskan Native
2023	551	624	17	TFS	2	11	TFS
2022	544	566	22	TFS	2	11	TFS
2021	496	464	17	TFS	3	TFS	TFS
2020	603	489	29	10	3	11	TFS
2019	662	487	39	TFS	7	10	TFS

TFS – Too Few Students (Less than 10)

