



Cedar Grove
Middle School

Mission

To prepare students for high school and productive citizenship through performance-based instruction.

Vision

To establish and sustain a high performing culture that inspires our community of learners to achieve educational excellence.

School Leadership

Principal

Dr. Marcia Coston-Scott

Assistant Principals

Ms. Patricia Wells

Ms. Imani Shakur

Mr. Jonathan Banks

Cedar Grove Middle School

2300 Wildcat Road

Decatur, GA 30034

(678) 874-4202

www.cedargrovems.dekalb.k12.ga.us

Academic Highlights

- 2023-2024 GaDOE Mathematics \$3, 983 grant awardee
- 2023 GaDOE Recognized PBIS School
- SY 22-23 Our 8th Scholar won 1st Place for the Helen Ruffin Reading Bowl T-shirt Contest
- 2019-2020 GaDOE Metro RESA Mental \$4,482 grant awardee
- 7th Grade scholar/ published author of "Faith's Freckles"; Recognized by DCSD

Priority Areas and Improvement Strategies

- Mathematics
 - Problem Based Learning (PBL)
- Literacy
 - Reading Across the Curriculum
 - Writing Across the Curriculum
- School Culture and Climate
 - Positive Behavior Intervention Supports (PBIS)

School Performance

GADOE College and Career Ready Performance Index (CCRPI) Scores

CCRPI scores were not available in 2020 and 2021

CCRPI COMPONENTS	2023	2022	2019	2018
CONTENT MASTERY	34.7	28.7	39.7	37.6
ENGLISH LANGUAGE ARTS	39.58	33.01	42.53	38.79
MATHEMATICS	34.73	26.77	39.57	40.09
SCIENCE	25.01	23.63	32.16	30.60
SOCIAL STUDIES	29.51	26.28	39.25	33.66
PROGRESS	84.4	N/A	79.4	81.0
ENGLISH LANGUAGE ARTS	87.52	N/A	80.54	75.21
MATHEMATICS	86.10	N/A	78.27	86.88
ENGLISH LEARNERS	62.51	TFS	TFS	TFS
CLOSING GAPS	87.5	N/A	77.8	94.4
READINESS	72.6	64.1	73.0	72.7
GRADE LEVEL READING/LITERACY	52.71	29.88	37.03	37.31
STUDENT ATTENDANCE	66.55	N/A	82.01	80.81
BEYOND THE CORE	98.45	98.25	100.00	99.87

TFS - Too Few Students (Less than 10)

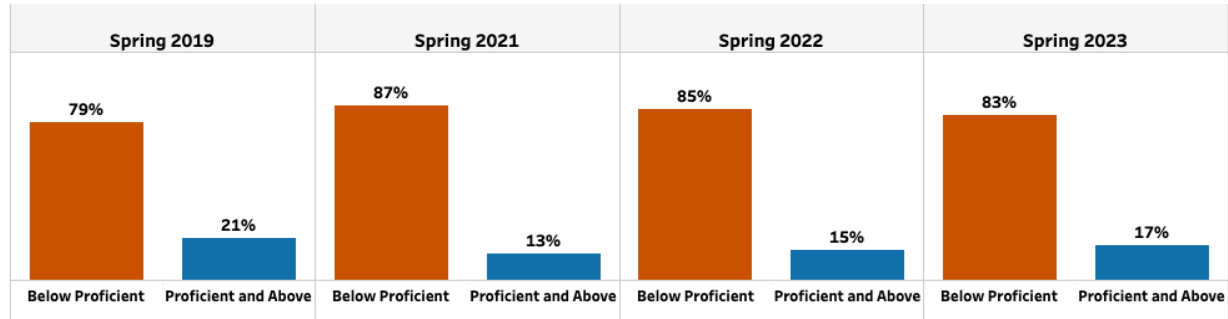
School Name

CEDAR GROVE MIDDLE SCHOOL

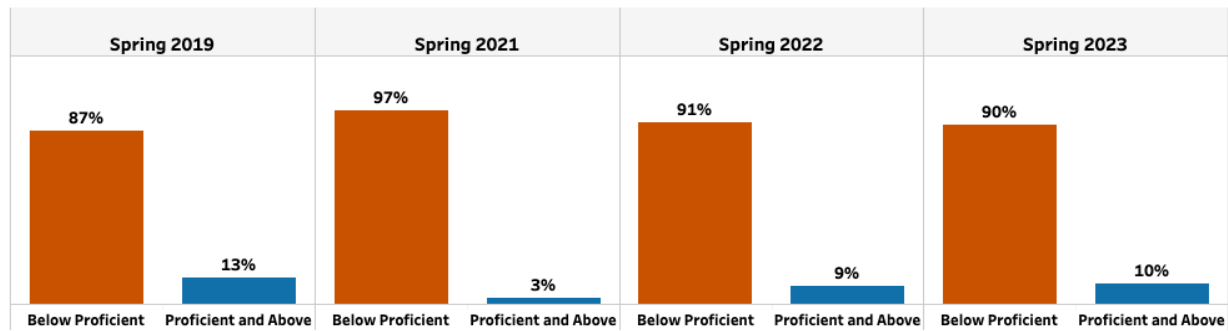


Milestones End-of-Grade (EOG)

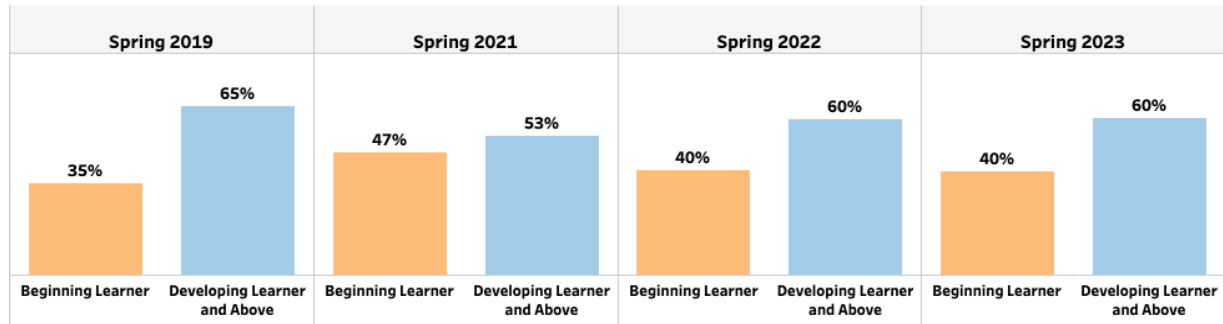
English / Language Arts



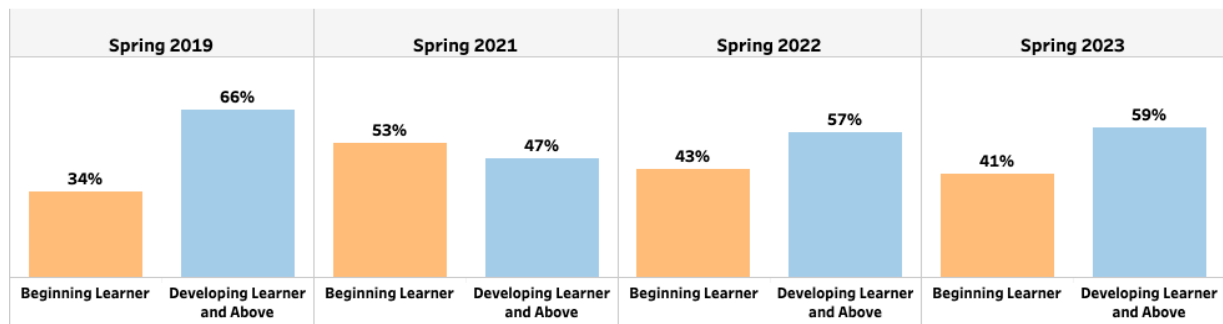
Mathematics

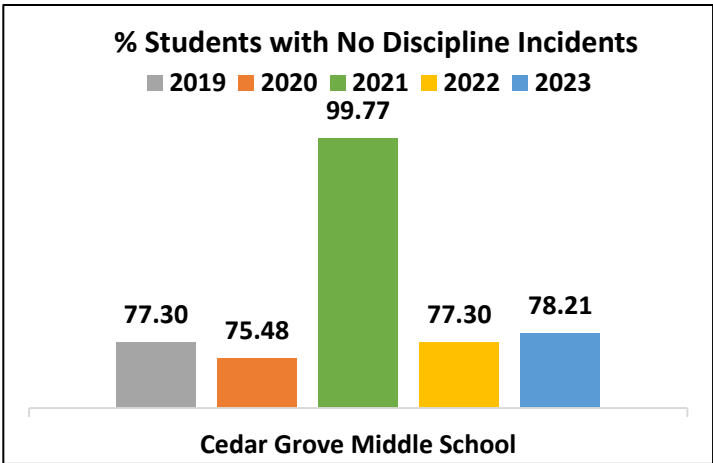
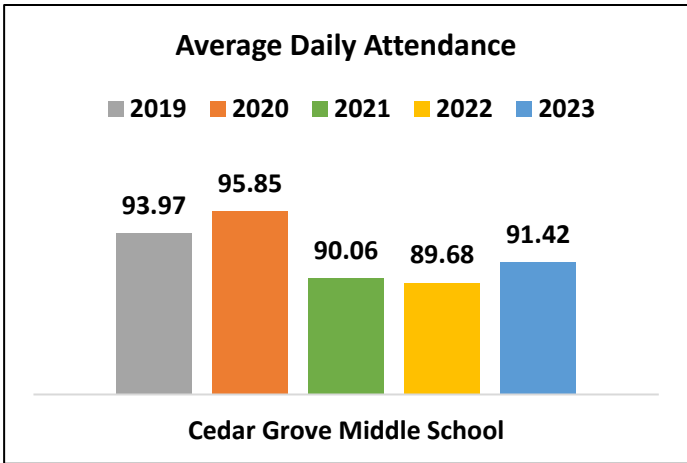


English / Language Arts



Mathematics





Cedar Grove Middle School

Student Demographic Summary

Active Students as of the Last Day of School

	All Students	Black	Hispanic	White	Asian/Pacific Islander	Multi-Racial	Native American/Alaskan Native
2023	772	743	21	TFS	1	17	TFS
2022	800	783	25	TFS	2	12	TFS
2021	824	777	29	TFS	2	11	TFS
2020	829	749	30	TFS	3	16	TFS
2019	789	705	42	TFS	2	16	TFS

TFS - Too Few Students (Less than 10)