



**Cedar Grove  
Elementary School**

## Mission

To ensure student success, leading to higher education, work, and life-long learning. We are making this vision and mission a reality – every day, in every classroom throughout the school.

## Vision

To inspire our community of learners to achieve educational excellence.

## School Leadership

**Principal**  
Mr. Norman Thomas

**Assistant Principal**  
Mrs. Brandolyn Johnson

Cedar Grove Elementary School  
2330 River Road  
Ellenwood, GA 30294  
(678) 874-3902

[www.cedargrovees.dekalb.k12.ga.us](http://www.cedargrovees.dekalb.k12.ga.us)

## Academic Highlights

- 2023 GaDOE Recognized PBIS Operational School
- 2023-2024 GaDOE Mathematics \$3,697 grant awardee
- 2021 Family Friendly School Award
- Highest scores in CCRPI 2023 Content Mastery English Language Arts, Mathematics & Science in 5 years

## Priority Areas and Improvement Strategies

- Reading
  - Balanced Literacy Framework – Balanced Literacy
- Mathematics
  - Standards-Based Classroom Instructional Framework
- Science
  - 5E Model Framework

## School Performance

### GADOE College and Career Ready Performance Index (CCRPI) Scores

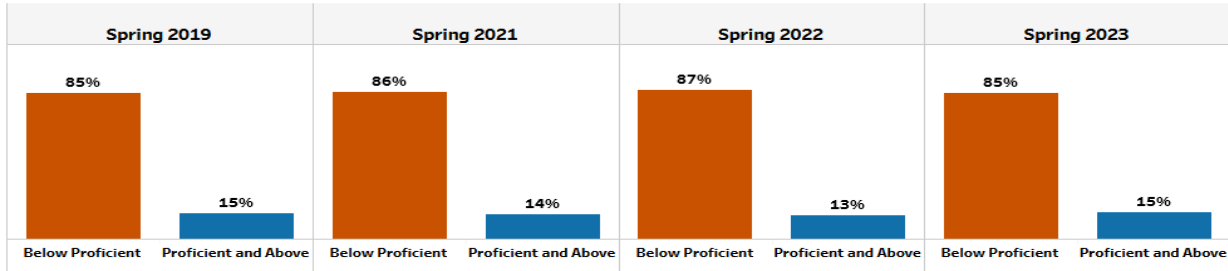
CCRPI scores were not available in 2020 and 2021

CCRPI COMPONENTS	2023	2022	2019	2018
<b>CONTENT MASTERY</b>	<b>39.3</b>	<b>35.0</b>	<b>45.9</b>	<b>43.8</b>
ENGLISH LANGUAGE ARTS	43.18	37.50	45.42	42.66
MATHEMATICS	39.08	32.42	44.68	43.58
SCIENCE	28.35	35.03	42.54	44.90
SOCIAL STUDIES	N/A	N/A	54.03	46.43
<b>PROGRESS</b>	<b>88.88</b>	<b>N/A</b>	<b>77.3</b>	<b>71.8</b>
ENGLISH LANGUAGE ARTS	86.46	N/A	85.23	75.33
MATHEMATICS	88.74	N/A	65.73	68.30
ENGLISH LEARNERS	100.00+	100.00+	93.76	TFS
<b>CLOSING GAPS</b>	<b>85.7</b>	<b>N/A</b>	<b>71.9</b>	<b>93.8</b>
<b>READINESS</b>	<b>74.4</b>	<b>63.2</b>	<b>72.4</b>	<b>71.6</b>
GRADE LEVEL READING/LITERACY	58.23	26.56	34.63	31.87
STUDENT ATTENDANCE	65.13	N/A	83.38	83.41
BEYOND THE CORE	99.80	99.81	99.11	99.65

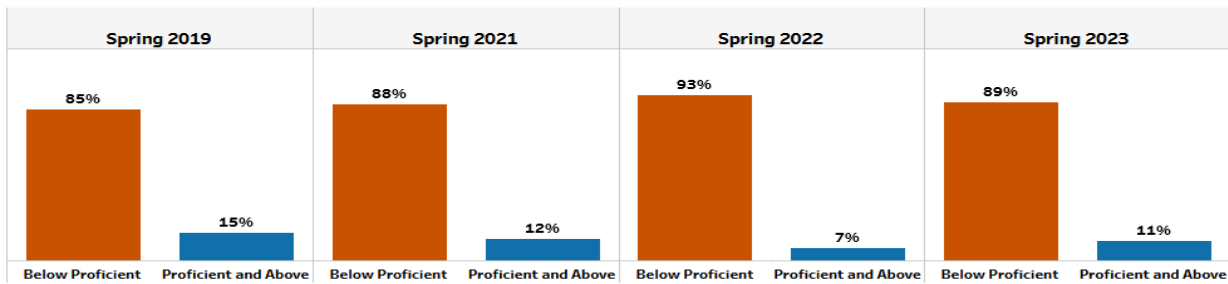
TFS – Too Few Students (Less than 10)

### Milestones End-of-Grade (EOG)

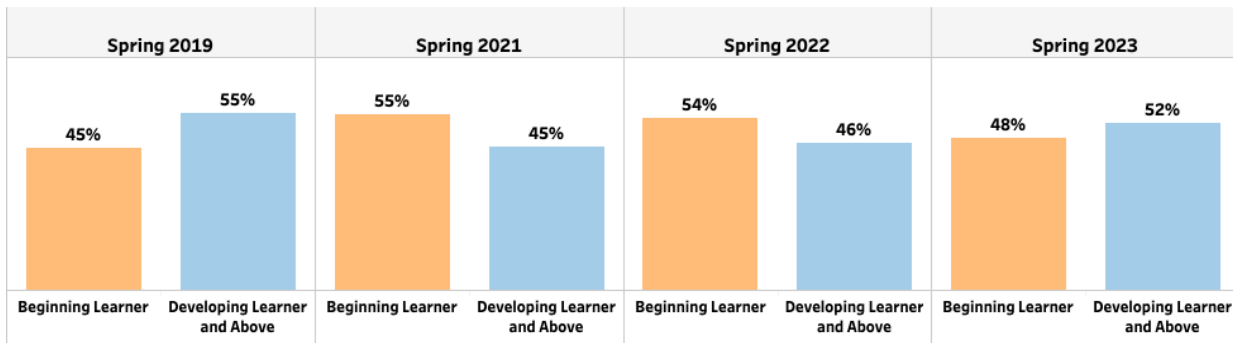
#### English / Language Arts



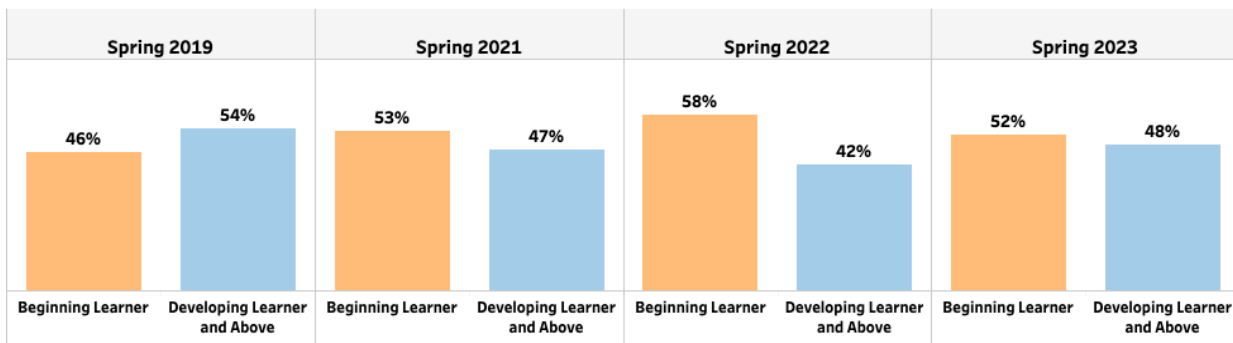
#### Mathematics



#### English / Language Arts

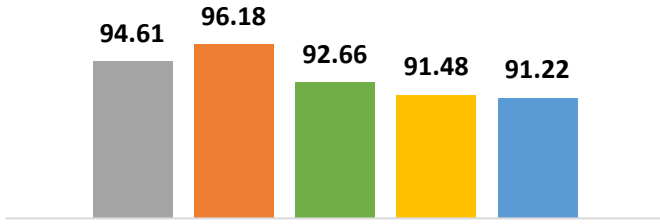


#### Mathematics



### Average Daily Attendance

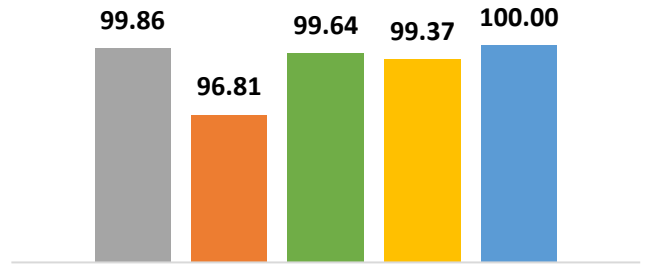
■ 2019 ■ 2020 ■ 2021 ■ 2022 ■ 2023



Cedar Grove Elementary School

### % Students with No Discipline Incidents

■ 2019 ■ 2020 ■ 2021 ■ 2022 ■ 2023



Cedar Grove Elementary School

Cedar Grove Elementary Sc... ▾

### Student Demographic Summary

Active Students as of the Last Day of School

	All Students	Black	Hispanic	White	Asian/Pacific Islander	Multi-Racial	Native American/Alaskan Native
2023	556	552	29	TFS	3	15	TFS
2022	566	536	25	TFS	2	11	TFS
2021	530	488	29	TFS	1	TFS	TFS
2020	579	494	51	TFS	1	11	TFS
2019	601	485	47	TFS	4	11	TFS

TFS – Too Few Students (Less than 10)