

## Academic Highlights

- 2023 GPD Employees' Foundation Group \$2.600 Grant Awardee
- GOSA 2019 Silver Award for Greatest Gains
- Officially named an IBPYP Candidate School by IB World Org



**Brockett  
Elementary School**

### Mission

To provide a rigorous and challenging program of inquiry-based experiences to meet the needs of our diverse community.

### Vision

Brockett Elementary is a diverse, nurturing, and challenging learning community where stakeholders work together aiming to develop inquiring, knowledgeable, and caring global citizens.

### School Leadership

Principal

**Dr. Antoinette Seabrook**

Assistant Principal

**Ms. Natasha Jones**

**Brockett Elementary School**

**1855 Brockett Road**

**Tucker, GA 30084**

**(678) 874-2602**

[www.brockettes.dekalb.k12.ga.us](http://www.brockettes.dekalb.k12.ga.us)

## Priority Areas and Improvement Strategies

- Literacy
  - Balanced Literacy
  - Subject integration Science and Social Studies
- Numeracy
  - Guided Math
  - Number Talks

## School Performance

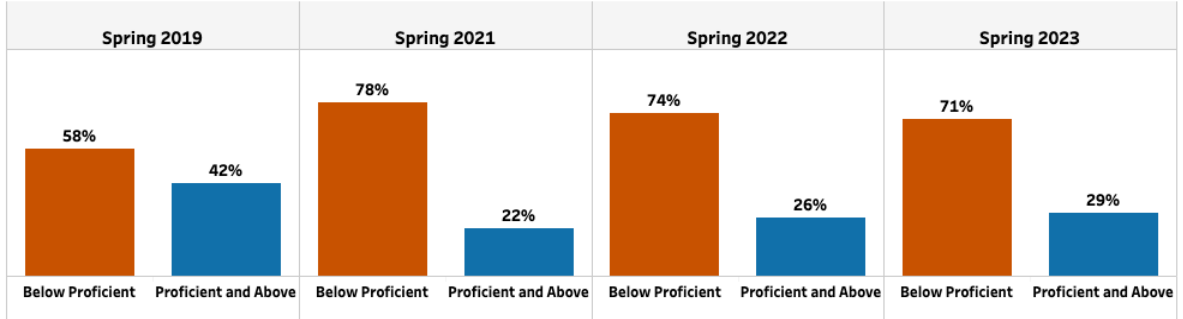
### GADOE College and Career Ready Performance Index (CCRPI) Scores

CCRPI scores were not available in 2020 and 2021

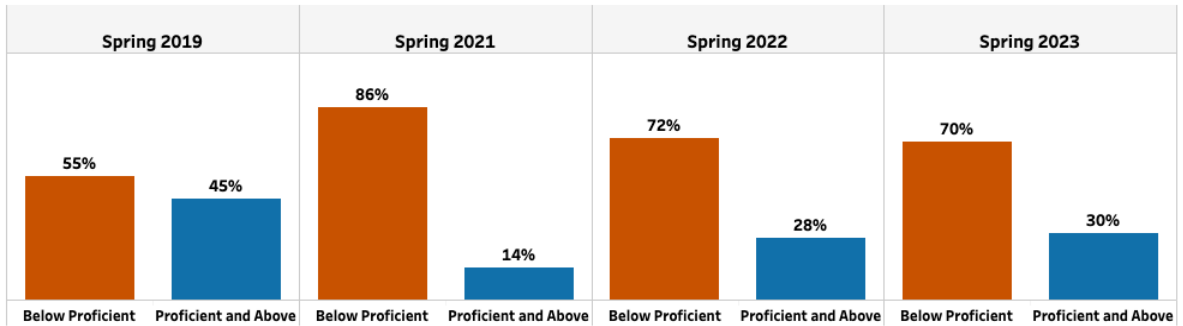
CCRPI COMPONENTS	2023	2022	2019	2018
<b>CONTENT MASTERY</b>	<b>52.5</b>	<b>49.1</b>	<b>66.8</b>	<b>62.9</b>
ENGLISH LANGUAGE ARTS	53.46	47.44	70.58	59.02
MATHEMATICS	56.40	52.08	71.46	66.11
SCIENCE	37.70	44.83	57.15	65.49
SOCIAL STUDIES	N/A	N/A	51.43	61.97
<b>PROGRESS</b>	<b>97.9</b>	<b>N/A</b>	<b>100.0</b>	<b>87.8</b>
ENGLISH LANGUAGE ARTS	100.00+	N/A	100.00+	92.36
MATHEMATICS	95.24	N/A	100.00+	80.60
ENGLISH LEARNERS	100.00+	84.18	100.00+	100.00+
<b>CLOSING GAPS</b>	<b>69.1</b>	<b>N/A</b>	<b>59.6</b>	<b>67.3</b>
<b>READINESS</b>	<b>81.7</b>	<b>69.9</b>	<b>81.5</b>	<b>81.2</b>
GRADE LEVEL READING/LITERACY	62.23	40.21	54.42	54.08
STUDENT ATTENDANCE	83.02	N/A	90.16	89.55
BEYOND THE CORE	99.75	99.49	99.78	100.00

## Milestones End-of-Grade (EOG)

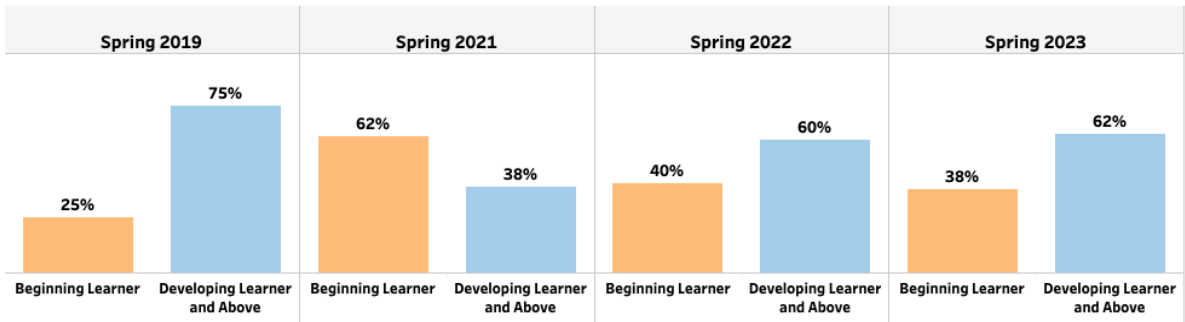
### English / Language Arts



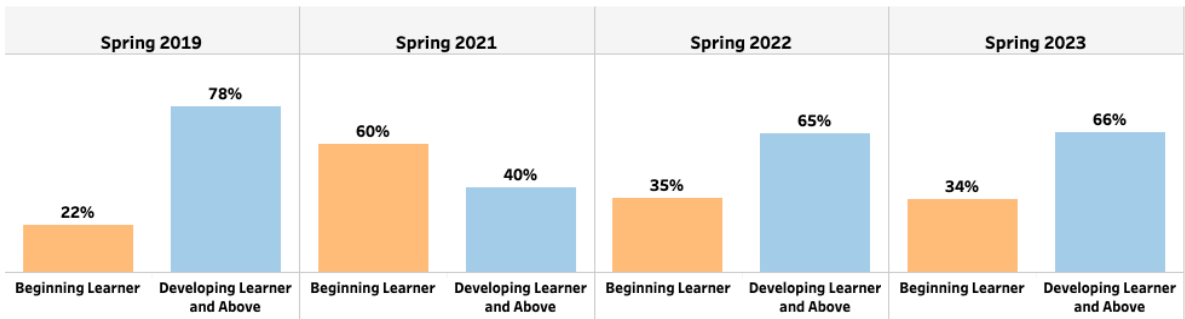
### Mathematics

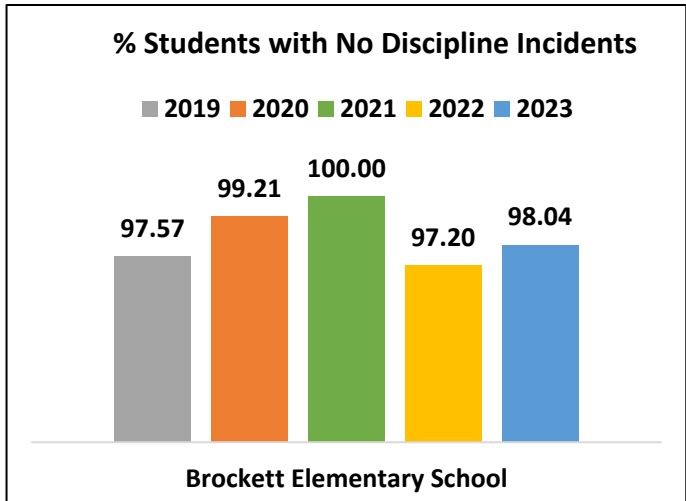
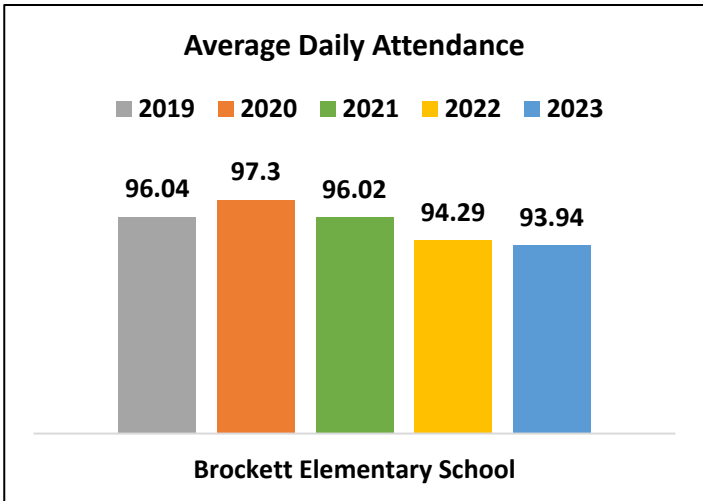


### English / Language Arts



### Mathematics





Brockett Elementary School ▾

### Student Demographic Summary

Active Students as of the Last Day of School

	All Students	Black	Hispanic	White	Asian/Pacific Islander	Multi-Racial	Native American/Alaskan Native
2023	417	151	137	57	113	22	TFS
2022	417	149	134	49	113	18	TFS
2021	418	129	119	59	91	18	TFS
2020	465	132	133	60	74	15	TFS
2019	481	134	138	52	70	20	TFS

TFS – Too Few Students (Less than 10)