

Academic Highlights

- 2023 DeKalb College and Career Day Winner
- Positive Behavioral Interventions and Support (PBIS) Operational School
- Recipient of Live Healthy and Thrive Garden Grant)
- Removed from Focus List in 2016
- GOSA Grant for Literacy (PreK)& Sensory Room
- Georgia Governor's "Beating the Odds" school 2016-2019
- 2023-2024 GaDOE Mathematics \$4,000 grant awarded

Priority Areas and Improvement Strategies

- Mathematics
 - Georgia's New K-5 Mathematics Standards Implementation
 - Develop and Implement a Guided Math Framework
- Literacy
 - Develop and Implement a Guided Reading Program
 - Literacy Standards-Based Instructional Framework

School Performance

GADOE College and Career Ready Performance Index (CCRPI) Scores

CCRPI scores were not available in 2020 and 2021

CCRPI COMPONENTS	2023	2022	2019	2018
CONTENT MASTERY	46.6	37.5	55.1	50.4
ENGLISH LANGUAGE ARTS	50.30	44.15	58.66	51.60
MATHEMATICS	46.25	33.34	52.98	48.13
SCIENCE	36.07	30.01	55.23	54.41
SOCIAL STUDIES	N/A	N/A	50.77	49.28
PROGRESS	92.0	N/A	95.2	81.0
ENGLISH LANGUAGE ARTS	100.00+	N/A	94.75	91.89
MATHEMATICS	83.96	N/A	95.62	70.10
ENGLISH LEARNERS	TFS	TFS	TFS	TFS
CLOSING GAPS	100.0	N/A	85.7	100.0+
READINESS	71.9	65.8	73.1	70.5
GRADE LEVEL READING/LITERACY	60.69	31.68	43.27	35.03
STUDENT ATTENDANCE	55.12	N/A	76.02	76.55
BEYOND THE CORE	100.00	100.00	100.00	100.00

TFS - Too Few Students (Less than 10)



Bob Mathis
Elementary School

Mission

To maximize students' potential by preparing them to be academically and socially successful in a global society.

Vision

To achieve success in every classroom by preparing students to become lifelong learners in a diverse society.

School Leadership

Principal
Vacant

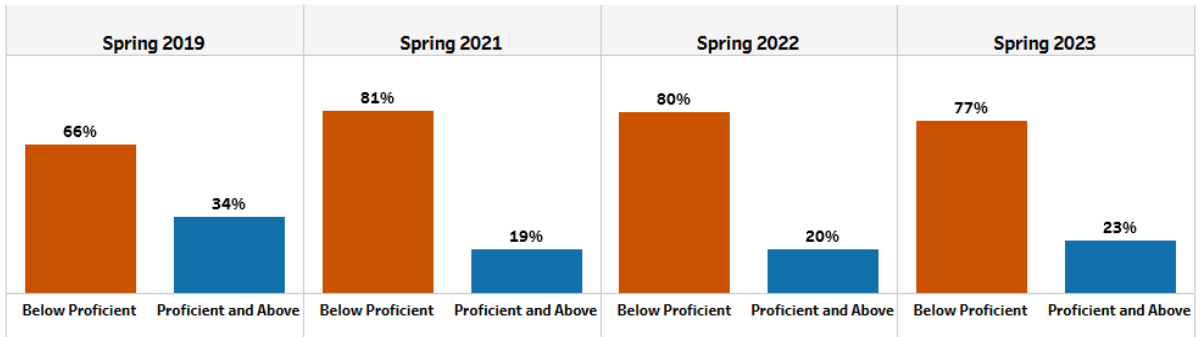
Assistant Principal
Mrs. Kesha Hill

Bob Mathis Elementary School
3505 Boring Road
Decatur, GA 30034
(678) 874-5802

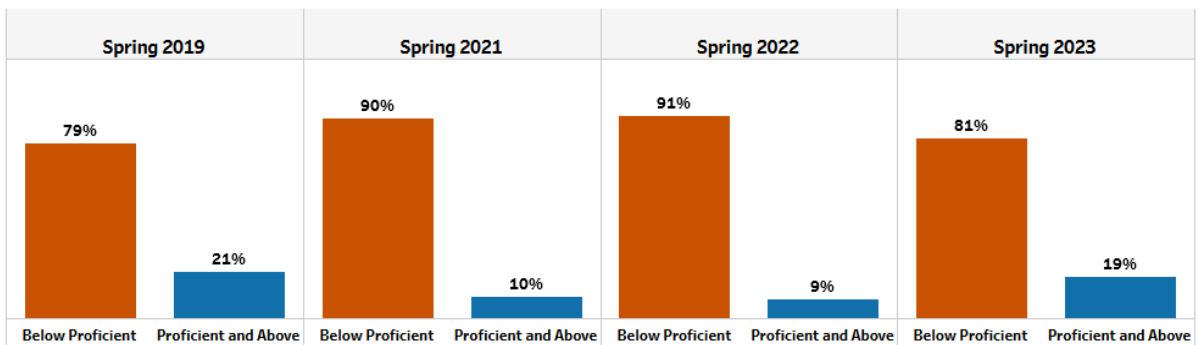
www.bobmathises.dekalb.k12.ga.us

Milestones End-of-Grade (EOG)

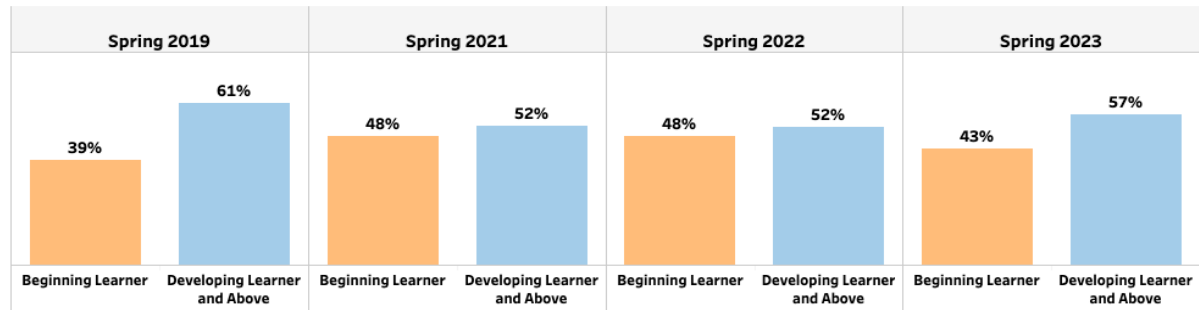
English / Language Arts



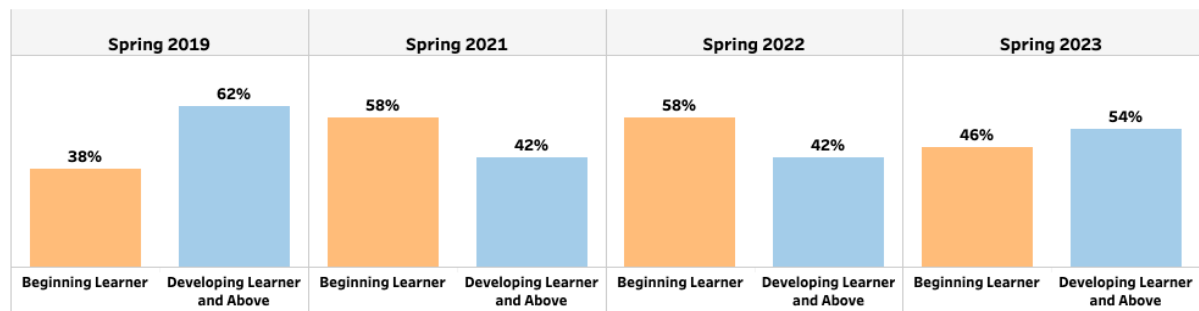
Mathematics



English / Language Arts

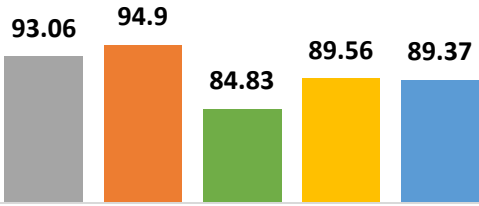


Mathematics



Average Daily Attendance

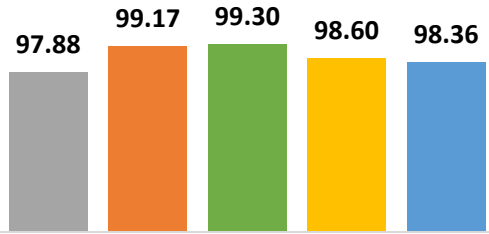
■ 2019 ■ 2020 ■ 2021 ■ 2022 ■ 2023



Bob Mathis Elementary School

% Students with No Discipline Incidents

■ 2019 ■ 2020 ■ 2021 ■ 2022 ■ 2023



Bob Mathis Elementary School

Bob Mathis Elementary Sch... ▾

Student Demographic Summary

Active Students as of the Last Day of School

	All Students	Black	Hispanic	White	Asian/Pacific Islander	Multi-Racial	Native American/Alaskan Native
2023	400	413	TFS	TFS	0	TFS	TFS
2022	388	400	14	TFS	4	TFS	TFS
2021	370	338	12	TFS	4	15	TFS
2020	427	339	21	TFS	4	18	TFS
2019	431	347	27	TFS	5	16	TFS

TFS – Too Few Students (Less than 10)