



**Bethune
Middle School**

Mission

To provide a safe and secure environment conducive to teaching and learning with maximum teacher performance and student production for global competition.

Vision

Empower each person with an uncompromising commitment to excellence that prepares students for post-secondary adventures.

School Leadership

**Principal
Mr. Donover Butler**

**Assistant Principals
Dr. Julie Berry
Mrs. Duchess Willburg
Mr. Brian Kelly**

**Mary McLeod Bethune
Middle School
5200 Covington Hwy
Decatur, GA 30035
(678) 875-0302**

www.bethunems.dekalb.k12.ga.us

Academic Highlights

- 2022-2023 GaDOE Health & Physical Education \$3,000 grant awardee
- 2023-2024 GaDOE Mathematics \$4,000 grant awardee
- GEM ambassadors improved student & teacher wellness and social emotional well-being

Priority Areas and Improvement Strategies

- English Language Arts
 - Close Reading
 - Writing Workshop Framework
- Mathematics
 - Polya's Problem Solving Process
 - Gradual Release
- Climate and Culture
 - Second Step Curriculum

School Performance

GADOE College and Career Ready Performance Index (CCRPI) Scores

CCRPI scores were not available in 2020 and 2021

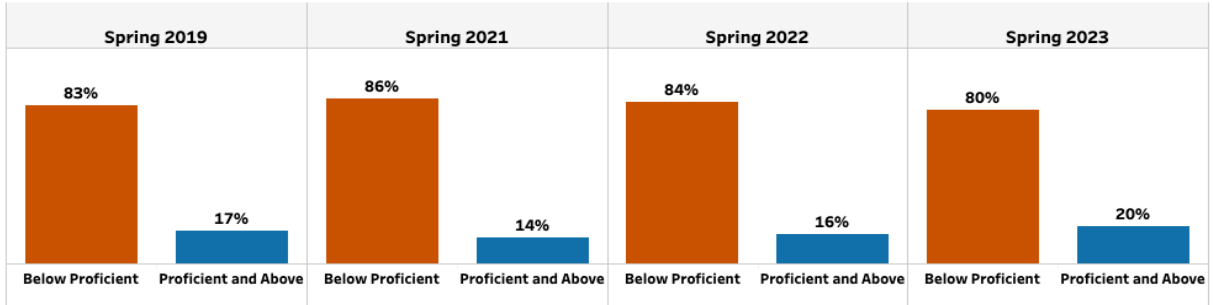
CCRPI COMPONENTS	2023	2022	2019	2018
CONTENT MASTERY	35.9	30.3	33.0	32.2
ENGLISH LANGUAGE ARTS	41.28	35.00	36.73	36.72
MATHEMATICS	32.12	28.43	29.53	30.18
SCIENCE	33.89	27.40	31.72	29.51
SOCIAL STUDIES	33.26	24.74	33.70	27.76
PROGRESS	76.3	N/A	72.2	68.3
ENGLISH LANGUAGE ARTS	84.41	N/A	78.20	78.83
MATHEMATICS	75.39	N/A	70.61	62.19
ENGLISH LEARNERS	43.91	23.45	52.10	48.23
CLOSING GAPS	100.0	N/A	69.6	40.9
READINESS	77.0	64.5	76.1	69.4
GRADE LEVEL READING/LITERACY	52.16	29.01	36.04	30.80
STUDENT ATTENDANCE	79.08	N/A	92.45	80.74
BEYOND THE CORE	99.71	100.00	99.88	96.54

School Name

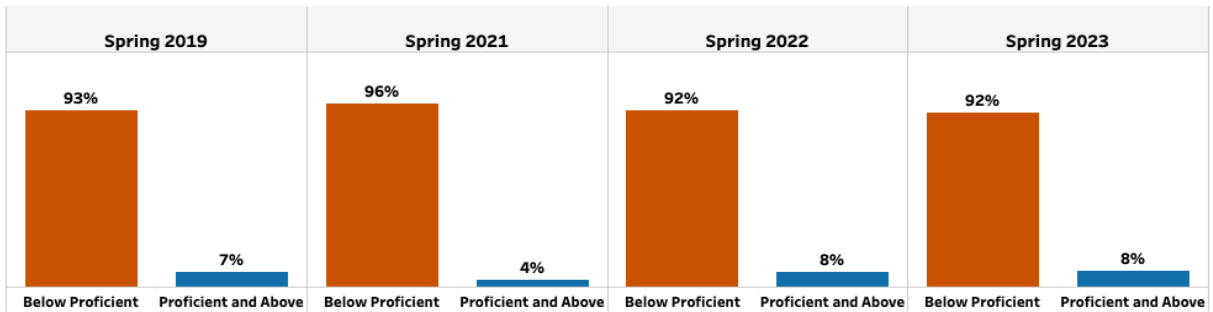
MARY MCLEOD BETHUNE MIDDLE SCHOOL

Milestones End-of-Grade (EOG)

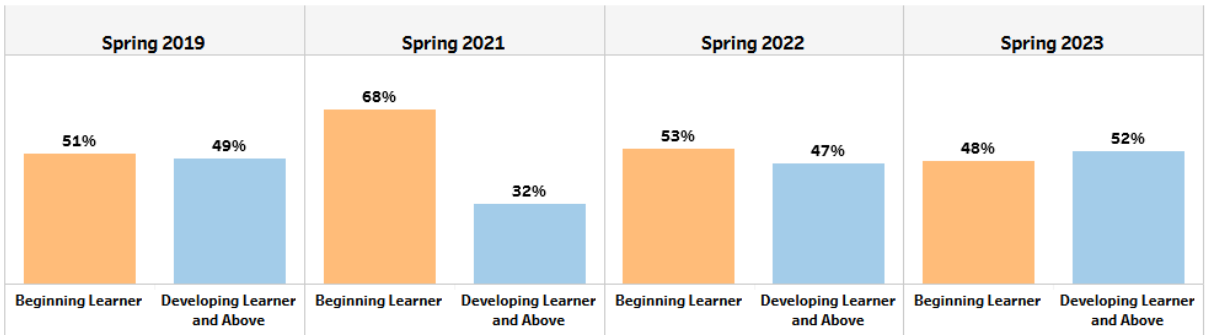
English / Language Arts



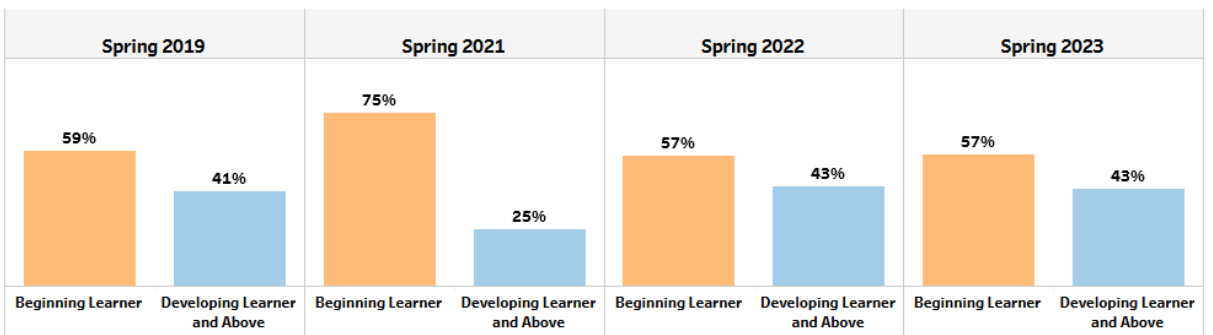
Mathematics



English / Language Arts

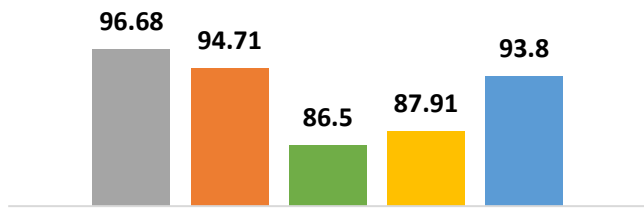


Mathematics



Average Daily Attendance

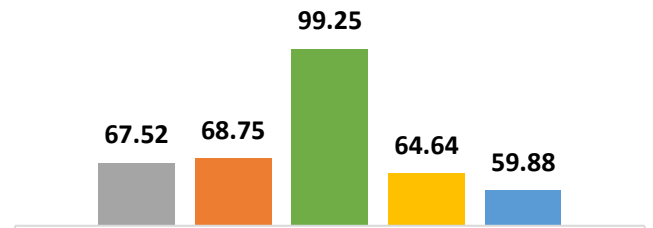
■ 2019 ■ 2020 ■ 2021 ■ 2022 ■ 2023



Mary McLeod Bethune Middle School

% Students with No Discipline Incidents

■ 2019 ■ 2020 ■ 2021 ■ 2022 ■ 2023



Mary McLeod Bethune Middle School

Mary McLeod Bethune Mid...		Student Demographic Summary						Active Students as of the Last Day of School
	All Students	Black	Hispanic	White	Asian/Pacific Islander	Multi-Racial	Native American/Alaskan Native	
2023	697	722	60	10	21	TFS	TFS	
2022	767	670	53	TFS	19	TFS	TFS	
2021	750	659	51	TFS	19	TFS	TFS	
2020	758	630	76	14	29	14	TFS	
2019	821	560	68	15	36	14	TFS	

TFS – Too Few Students (Less than 10)