



Barack H. Obama Elementary Magnet School of Technology

Mission

To create a challenging and nurturing environment that will cultivate high self-esteem, acceptance of others and academic excellence in every student, so that they are prepared to meet the challenges presented in a technologically advanced society.

Vision

To create a nurturing and inclusive learning environment that empowers every student to reach their full potential academically, socially, and emotionally.

School Leadership

Principal

Ms. Angela Thomas-Bethea

Assistant Principals

Ms. Aundree Washington

Mrs. Ke'Andria Foreman-Edwards

Barack H. Obama Elementary School

3132 Clifton Church Rd SE

Atlanta, GA 30316

(678) 874-4402

www.barackobamaes.dekalb.k12.ga.us

Academic Highlights

- State of Georgia's 2019 Public School Pre-K Teacher of the Year
- 2023-2024 GaDOE Mathematics \$5,000 grant awardee
- 2022-2023 Metro RESA Mental Health Awareness Training \$5,000 grant awardee
- 2021-2022 GaDOE Dual Language Immersion \$5,000 grant awardee

Priority Areas and Improvement Strategies

- English Language Arts
 - Balanced Literacy Framework – Guided Reading
 - Balanced Literacy Framework – Writer's Workshop
- Mathematics
 - Mathematics Instructional Framework
 - Concrete-Representational-Abstract (CRA) Sequence of Instruction

School Performance

GADOE College and Career Ready Performance Index (CCRPI) Scores

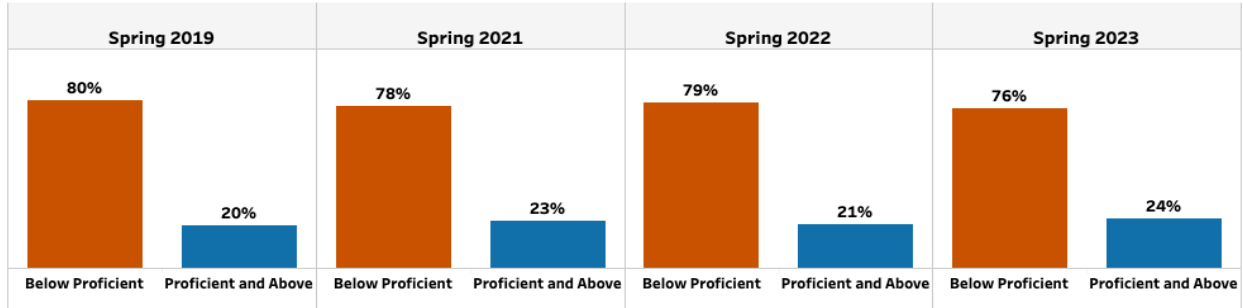
CCRPI scores were not available in 2020 and 2021

CCRPI COMPONENTS	2023	2022	2019	2018
CONTENT MASTERY	41.1	38.3	41.3	41.1
ENGLISH LANGUAGE ARTS	44.54	40.43	41.87	41.01
MATHEMATICS	42.43	37.89	44.47	46.71
SCIENCE	26.49	32.65	37.03	31.36
SOCIAL STUDIES	N/A	N/A	34.47	34.48
PROGRESS	79.97	N/A	77.8	82.9
ENGLISH LANGUAGE ARTS	87.63	N/A	78.30	76.02
MATHEMATICS	71.68	N/A	72.47	86.03
ENGLISH LEARNERS	TFS	TFS	100.00+	100.00+
CLOSING GAPS	61.5	N/A	53.1	96.4
READINESS	74.1	55.2	69.1	73.0
GRADE LEVEL READING/LITERACY	53.15	27.93	31.67	31.63
STUDENT ATTENDANCE	70.55	N/A	90.72	87.23
BEYOND THE CORE	98.73	82.55	84.92	100.00

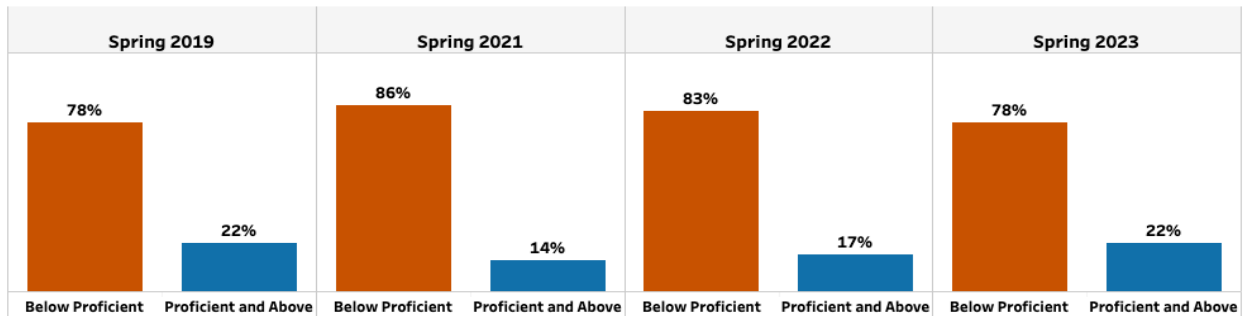
TFS - Too Few Students (Less than 10)

Milestones End-of-Grade (EOG)

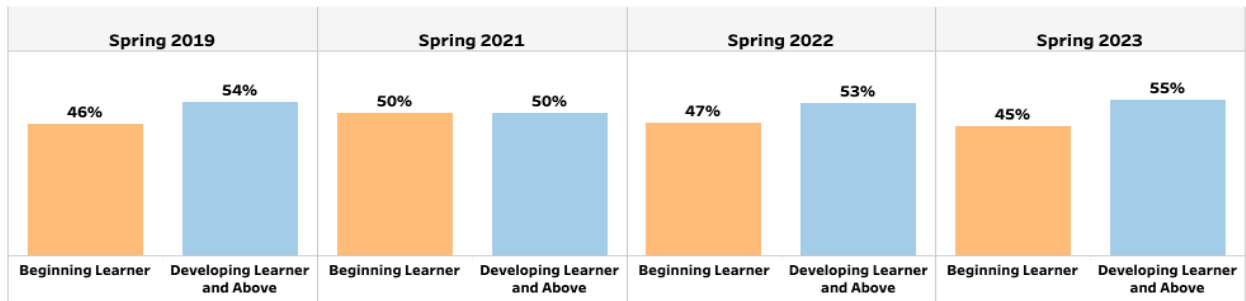
English / Language Arts



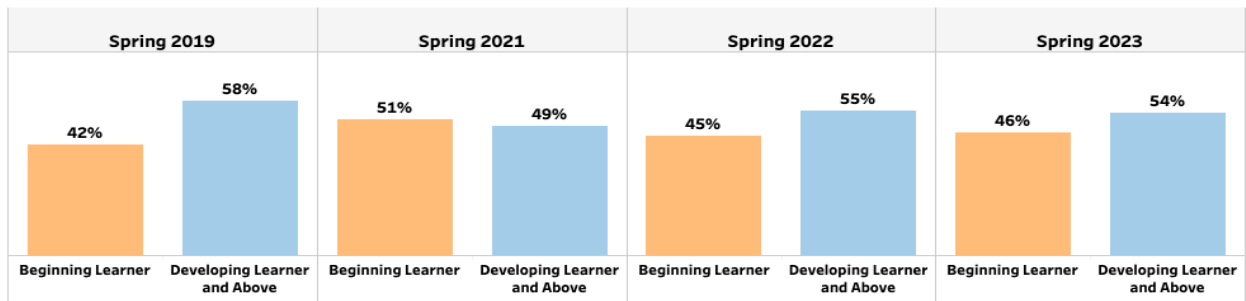
Mathematics



English / Language Arts

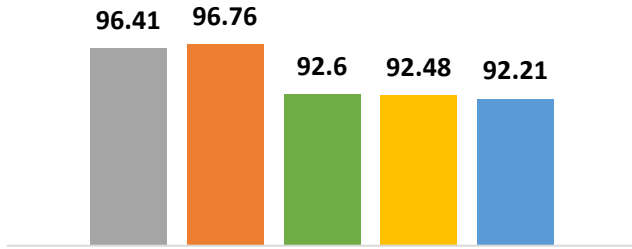


Mathematics



Average Daily Attendance

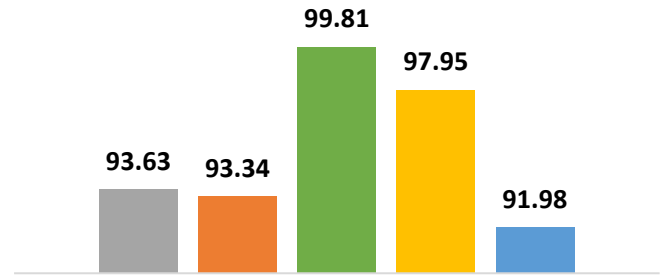
■ 2019 ■ 2020 ■ 2021 ■ 2022 ■ 2023



Barack H Obama Elementary School

% Students with No Discipline Incidents

■ 2019 ■ 2020 ■ 2021 ■ 2022 ■ 2023



Barack H Obama Elementary School

Barack H Obama Elementar...		Student Demographic Summary						Active Students as of the Last Day of School
	All Students	Black	Hispanic	White	Asian/Pacific Islander	Multi-Racial	Native American/Alaskan Native	
2023	931	954	47	TFS	1	16	TFS	
2022	973	967	49	TFS	2	22	TFS	
2021	1,013	935	45	TFS	2	20	TFS	
2020	1,048	894	40	TFS	1	28	TFS	
2019	1,027	852	38	TFS	1	27	TFS	

TFS – Too Few Students (Less than 10)