



Austin
Elementary School

Mission

To provide a safe, nurturing environment where challenging and creative teaching occurs utilizing state of the art resources. Individual learning needs will be met, and students will develop into confident, productive members of society.

Vision

To inspire our community of learners to achieve educational excellence.

School Leadership

Principal

Mrs. Avis Mooneyham

Assistant Principals

Dr. Tisome Nugent

Ms. Rebecca Briggs

Austin Elementary School

5321 Roberts Drive

Dunwoody, GA 30338

(678) 874.8102

www.austines.dekalb.k12.ga.us

Academic Highlights

- Cognia Accredited STEM school
- Maintained four consecutive years of a score of 100+ in English Language Arts, Math, and Science Content Mastery
- Maintained four consecutive years of a score of 100+ in Progress Toward English Proficiency

Priority Areas and Improvement Strategies

- English Language Arts
 - Literacy Framework
- Mathematics
 - Three Step Instructional Approach
 - Daily Math Groups

School Performance

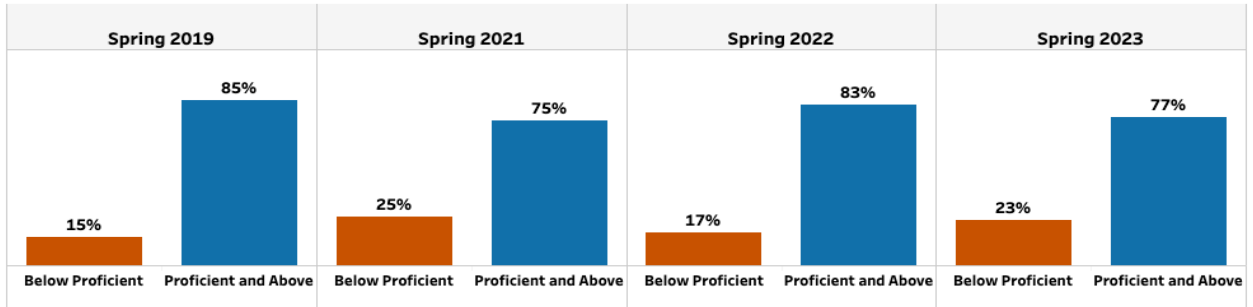
GADOE College and Career Ready Performance Index (CCRPI) Scores

CCRPI scores were not available in 2020 and 2021

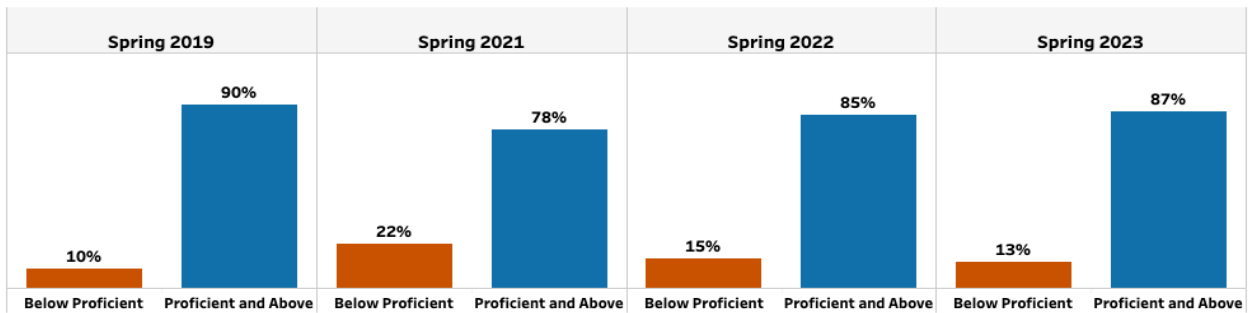
| CCRPI COMPONENTS | 2023 | 2022 | 2019 | 2018 |
|------------------------------|--------------|--------------|--------------|--------------|
| CONTENT MASTERY | 100.0 | 100.0 | 100.0 | 100.0 |
| ENGLISH LANGUAGE ARTS | 100.00+ | 100.00+ | 100.00+ | 100.00+ |
| MATHEMATICS | 100.00+ | 100.00+ | 100.00+ | 100.00+ |
| SCIENCE | 100.00+ | 100.00+ | 100.00+ | 100.00+ |
| SOCIAL STUDIES | N/A | N/A | 100.00+ | 100.00+ |
| PROGRESS | 92.3 | N/A | 100.0 | 87.9 |
| ENGLISH LANGUAGE ARTS | 82.98 | N/A | 100.00+ | 90.89 |
| MATHEMATICS | 100.00+ | N/A | 100.00+ | 82.22 |
| ENGLISH LEARNERS | 100.00+ | 100.00+ | 100.00+ | 100.00+ |
| CLOSING GAPS | 100.0 | N/A | 100.0 | 87.5 |
| READINESS | 95.3 | 92.7 | 95.0 | 94.1 |
| GRADE LEVEL READING/LITERACY | 95.11 | 85.65 | 86.52 | 84.41 |
| STUDENT ATTENDANCE | 90.88 | N/A | 98.58 | 98.00 |
| BEYOND THE CORE | 99.82 | 99.81 | 100.00 | 100.00 |

Milestones End-of-Grade (EOG)

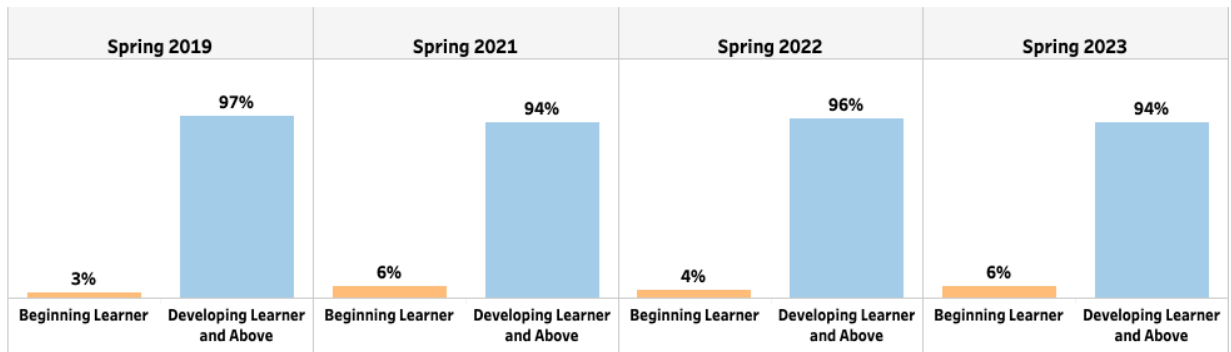
English / Language Arts



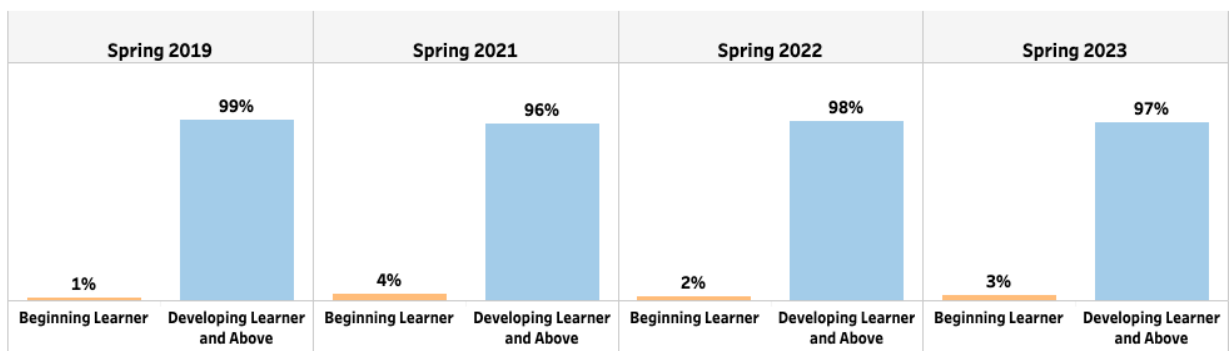
Mathematics

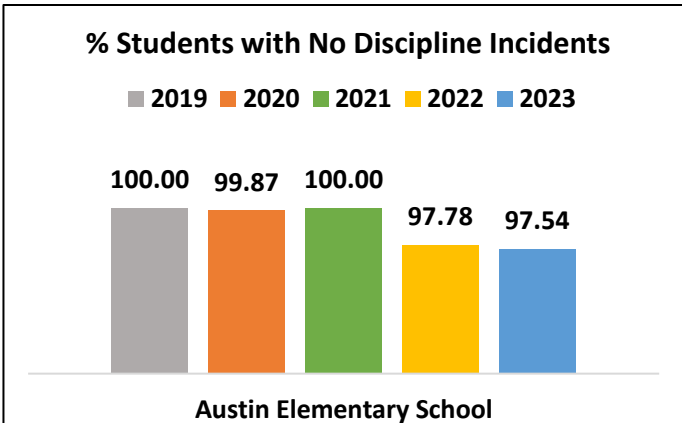
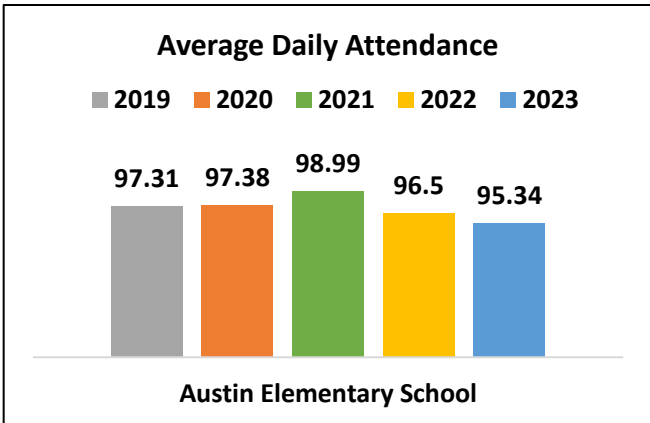


English / Language Arts



Mathematics





Austin Elementary School ▾

Student Demographic Summary

Active Students as of the Last Day of School

| | All Students | Black | Hispanic | White | Asian/Pacific Islander | Multi-Racial | Native American/ Alaskan Native |
|------|--------------|-------|----------|-------|------------------------|--------------|------------------------------------|
| 2023 | 603 | 13 | 41 | 410 | 146 | 24 | TFS |
| 2022 | 550 | 19 | 45 | 429 | 154 | 30 | TFS |
| 2021 | 565 | 16 | 43 | 285 | 195 | 24 | TFS |
| 2020 | 677 | 27 | 45 | 302 | 146 | 28 | TFS |
| 2019 | 635 | 33 | 55 | 325 | 153 | 34 | TFS |

TFS – Too Few Students (Less than 10)