



## Ashford Park Elementary School

### Mission

To provide challenging, relevant, and authentic instruction for our diverse learners. All stakeholders will unite to assist students to reach their fullest potential and embrace learning as a lifelong process.

### Vision

To serve as a collaborative learning community that engages students, staff, and parents towards the goal of improved academic achievement.

### School Leadership

Principal

Mrs. Tonya E. Freeman

Assistant Principals

Ms. Tiffany Merritt

Ms. Kelly Jacobs

Ashford Park Elementary School

2968 Cravenridge Drive NE

Atlanta, GA 30319

(678) 676.6702

[www.ashfordparkes.dekalb.k12.ga.us](http://www.ashfordparkes.dekalb.k12.ga.us)

### Academic Highlights

- 1st Dual Language Immersion School in the State offering German
- Cognia STEM Certified
- 2021-2022 & 2023-2024 GaDOE Dual Language Immersion \$5,000 grant awardee
- 2018, 2019, 2023 GaDOE Recognized PBIS School
- 2023-2024 GaDOE Mathematics \$3,995 grant awardee

### Priority Areas and Improvement Strategies

- Writing
  - Teach all genres (Narrative, Opinion, and Information)
- Mathematics
  - Improve proficiency in Mathematics with a focus on Numerical Reasoning

### School Performance

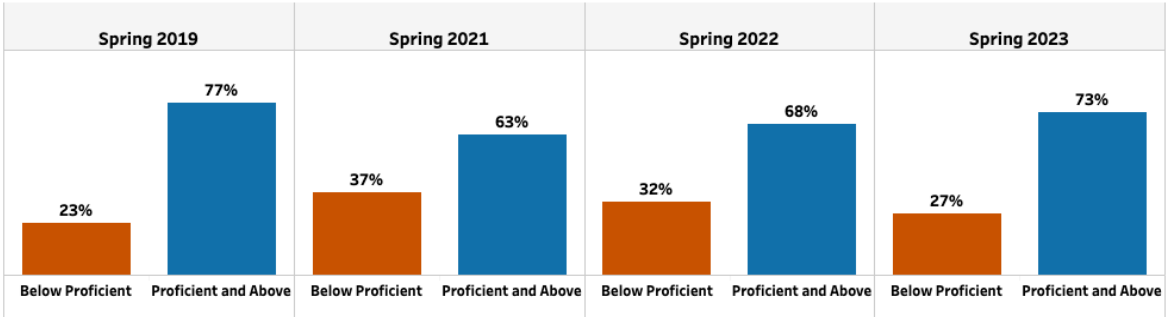
#### GADOE College and Career Ready Performance Index (CCRPI) Scores

CCRPI scores were not available in 2020 and 2021

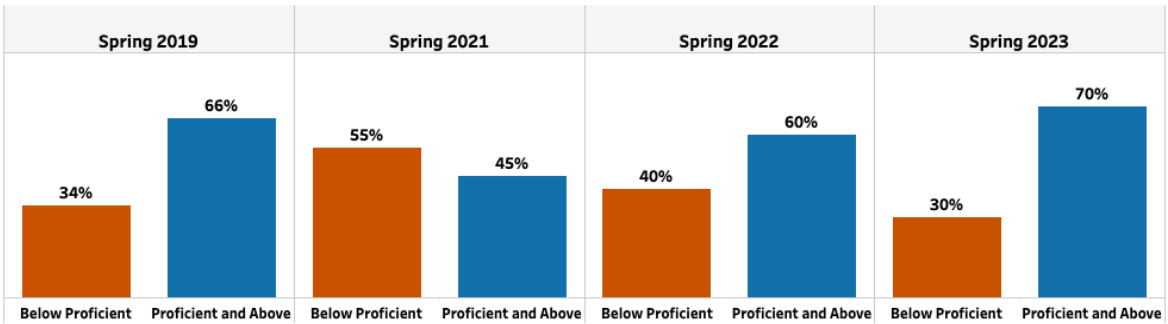
CCRPI COMPONENTS	2023	2022	2019	2018
<b>CONTENT MASTERY</b>	<b>95.3</b>	<b>88.2</b>	<b>91.1</b>	<b>97.6</b>
ENGLISH LANGUAGE ARTS	100.00+	94.26	100.00+	100.00+
MATHEMATICS	98.56	86.79	92.83	98.31
SCIENCE	70.53	73.81	72.37	100.00+
SOCIAL STUDIES	N/A	N/A	78.29	86.21
<b>PROGRESS</b>	<b>96.0</b>	<b>N/A</b>	<b>74.5</b>	<b>82.5</b>
ENGLISH LANGUAGE ARTS	100.00	N/A	80.08	86.25
MATHEMATICS	91.14	N/A	63.16	74.80
ENGLISH LEARNERS	100.00+	100.00+	100.00+	100.00+
<b>CLOSING GAPS</b>	<b>92.5</b>	<b>N/A</b>	<b>30.6</b>	<b>100.0</b>
<b>READINESS</b>	<b>93.4</b>	<b>87.7</b>	<b>92.8</b>	<b>92.2</b>
GRADE LEVEL READING/LITERACY	87.70	75.48	80.95	80.83
STUDENT ATTENDANCE	92.38	N/A	97.44	95.77
BEYOND THE CORE	100.00	100.00	100.00	100.00

### Milestones End-of-Grade (EOG)

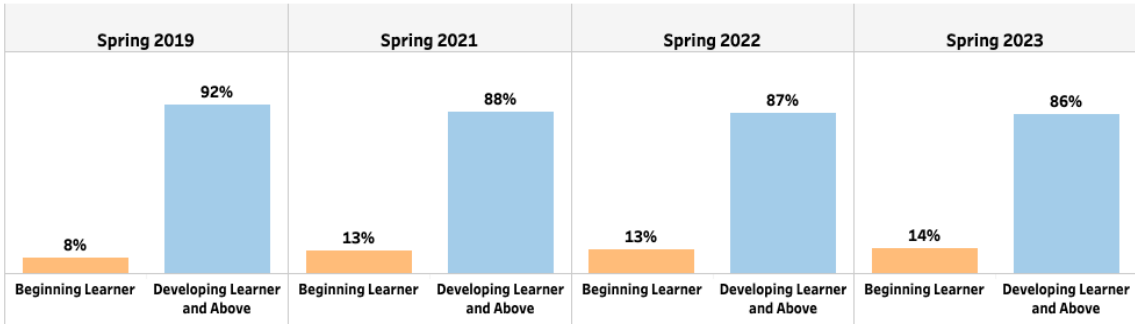
#### English / Language Arts



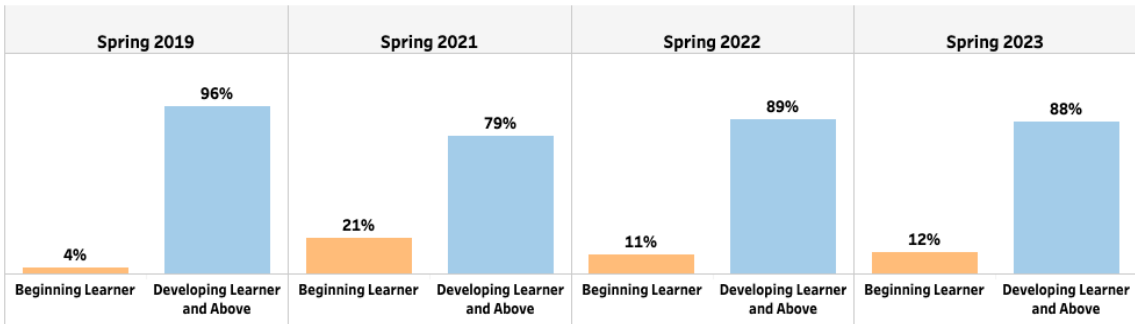
#### Mathematics

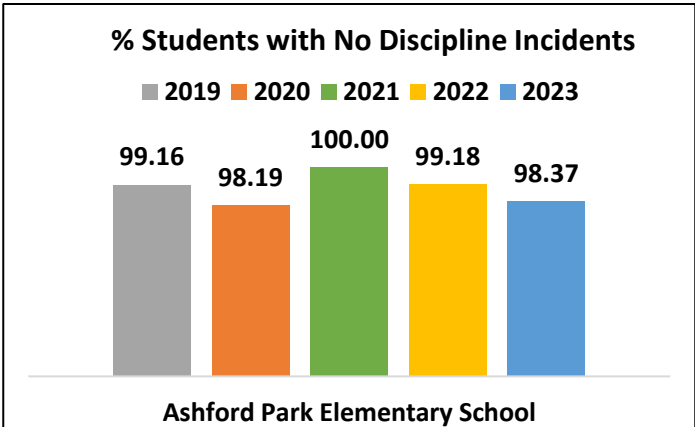
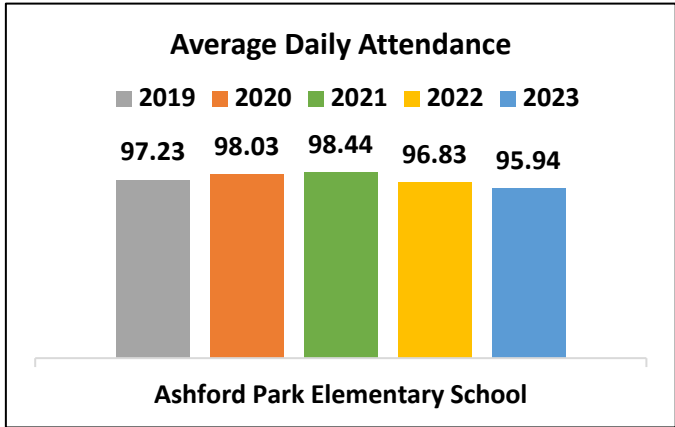


#### English / Language Arts



#### Mathematics





Ashford Park Elementary S... ▾

### Student Demographic Summary

Active Students as of the Last Day of School

	All Students	Black	Hispanic	White	Asian/Pacific Islander	Multi-Racial	Native American/Alaskan Native
2023	682	85	100	402	40	44	TFS
2022	689	82	93	458	53	54	TFS
2021	647	81	77	383	51	53	TFS
2020	741	84	85	403	62	54	TFS
2019	671	90	82	395	57	57	TFS

TFS – Too Few Students (Less than 10)

