

Academic Highlights

- 2023 Title I Rewards School
- 2019, 2023 GaDOE Recognized PBIS School
- 2022 Exited State List as TSI School for SWD Subgroup
- 2023-2024 GaDOE Mathematics Opportunity \$3,995 grant awardee
- Asst. Principal Dr. Lisa Rhymer Named DCSD Ed Support Professional of Year

Priority Areas and Improvement Strategies

- Reading Content Mastery
 - Direct and explicit comprehension strategy instruction (Close Reading)
 - Implement Guided Reading
- Writing Performance
- Mathematics Content Mastery

School Performance

GADOE College and Career Ready Performance Index (CCRPI) Scores

CCRPI scores were not available in 2020 and 2021

CCRPI COMPONENTS	2023	2022	2019	2018
CONTENT MASTERY	53.0	48.0	55.7	48.6
ENGLISH LANGUAGE ARTS	50.53	48.35	52.27	46.35
MATHEMATICS	55.49	47.26	57.21	55.02
SCIENCE	52.67	48.86	65.39	36.74
SOCIAL STUDIES	N/A	N/A	51.65	48.19
PROGRESS	97.0	N/A	90.0	93.9
ENGLISH LANGUAGE ARTS	96.42	N/A	85.17	91.83
MATHEMATICS	98.89	N/A	92.53	94.66
ENGLISH LEARNERS	91.10	87.83	100.00+	100.00+
CLOSING GAPS	100.0	N/A	100.0	100.0
READINESS	79.1	67.8	77.8	75.0
GRADE LEVEL READING/LITERACY	61.48	35.53	45.27	39.73
STUDENT ATTENDANCE	76.24	N/A	88.10	85.50
BEYOND THE CORE	99.49	100.00	100.00	99.80



**Allgood
Elementary School**

Mission

To challenge students to embrace college and career readiness as a vehicle to lifelong learning.

Vision

To effectively educate all learners and prepare them to excel academically and socially, encouraging high moral values that build strong character, which leads to life-long fulfillment and success.

School Leadership

Principal

Dr. William J. Carter

Assistant Principal

Dr. Lisa Steele-Rhymer

Allgood Elementary School

659 Allgood Road

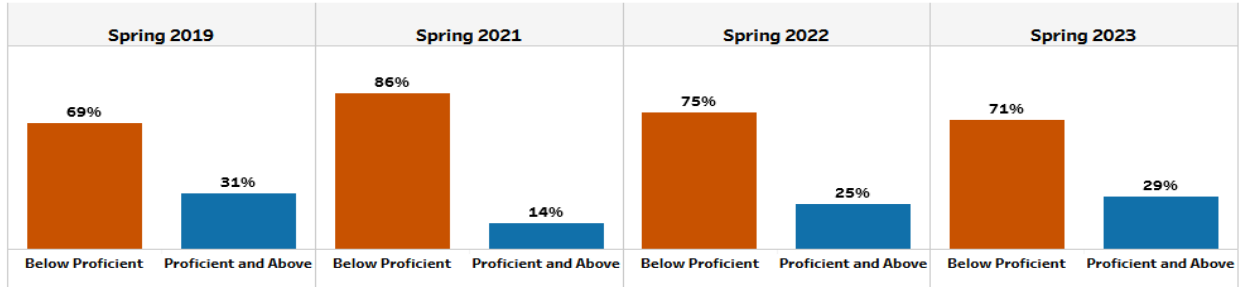
Stone Mountain, GA 30083

(678) 676-5102

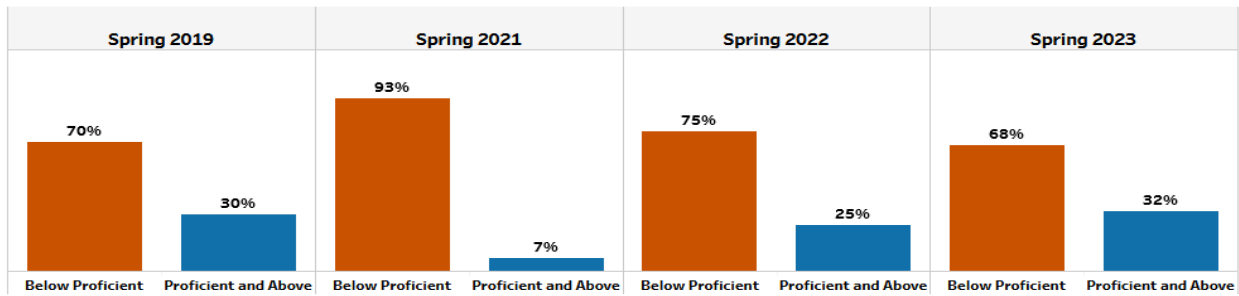
www.allgoodes.dekalb.k12.ga.us

Milestones End-of-Grade (EOG)

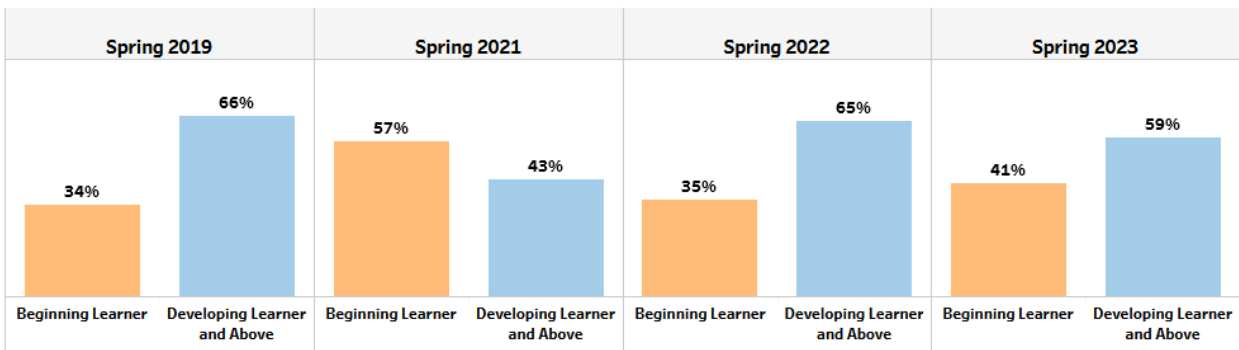
English / Language Arts



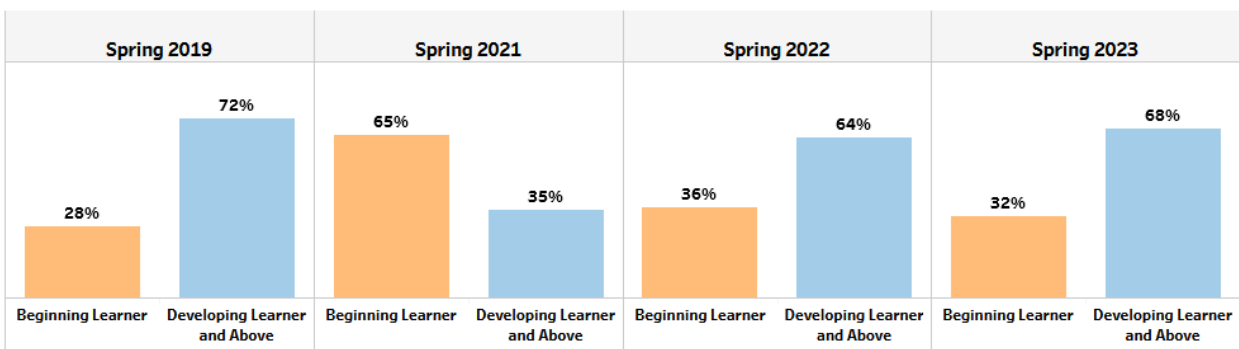
Mathematics



English / Language Arts

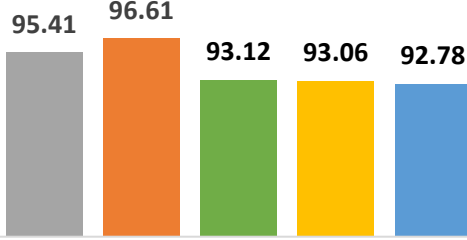


Mathematics



Average Daily Attendance

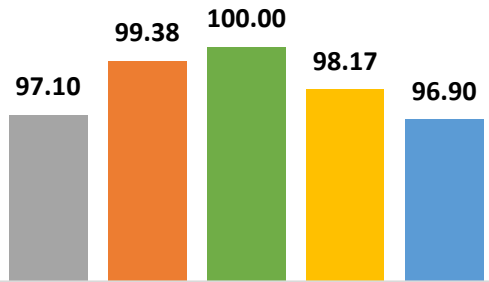
■ 2019 ■ 2020 ■ 2021 ■ 2022 ■ 2023



Allgood Elementary School

% Students with No Discipline Incidents

■ 2019 ■ 2020 ■ 2021 ■ 2022 ■ 2023



Allgood Elementary School

Allgood Elementary School

Student Demographic Summary

Active Students as of the Last Day of School

	All Students	Black	Hispanic	White	Asian/Pacific Islander	Multi-Racial	Native American/Alaskan Native
2023	648	475	30	TFS	74	11	TFS
2022	619	454	37	TFS	86	TFS	TFS
2021	577	411	48	TFS	107	TFS	TFS
2020	591	402	48	12	146	TFS	TFS
2019	597	379	63	18	163	20	TFS

TFS- Too Few Students (Less than 10)

