

Capital Improvement Program 2017 - 2022

Period Ending

May 31, 2022

MONTHLY STATUS REPORT



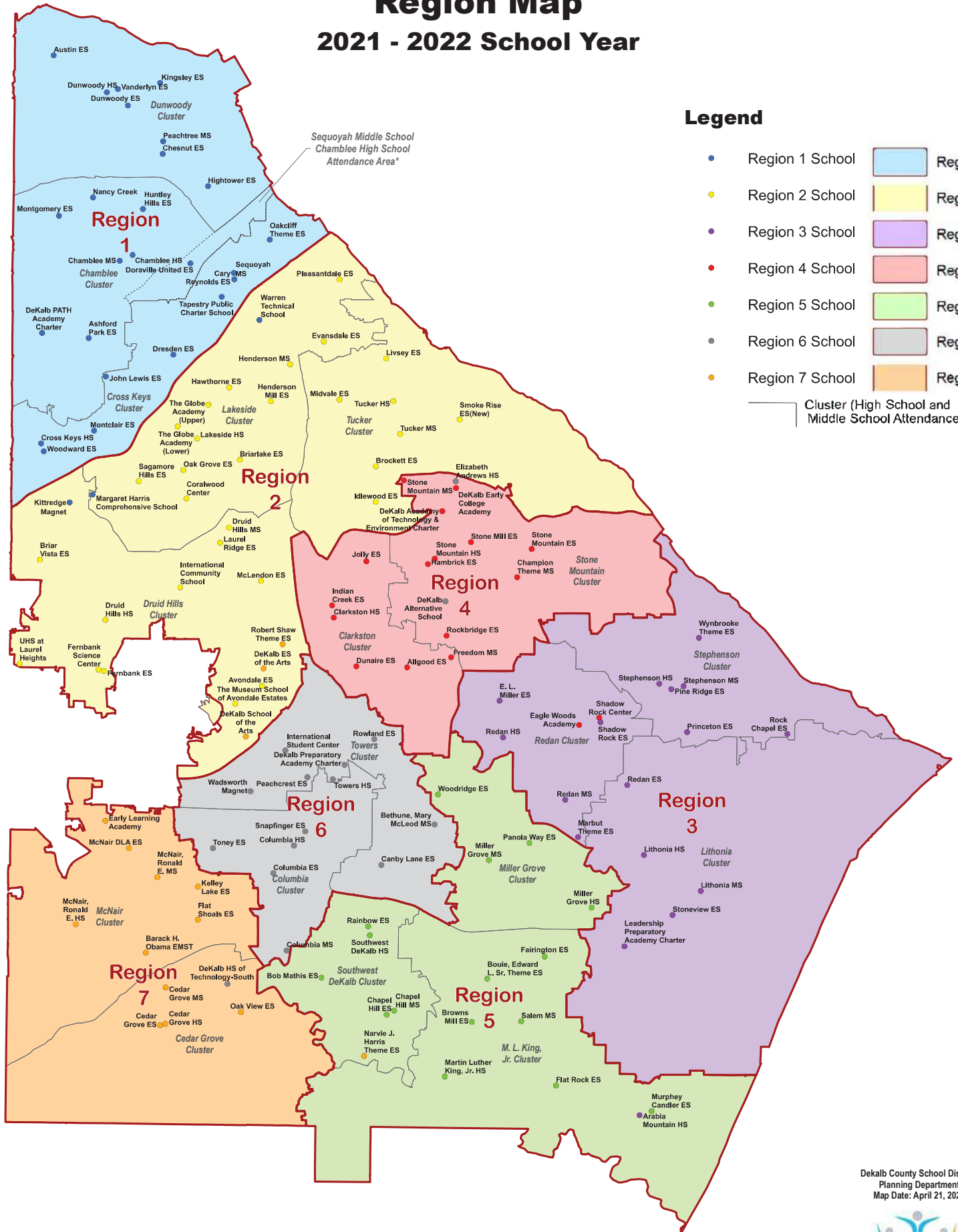
DeKalb County School District

Region Map

2021 - 2022 School Year

Legend

- Region 1 School
 - Region 2 School
 - Region 3 School
 - Region 4 School
 - Region 5 School
 - Region 6 School
 - Region 7 School
- | | |
|----------|----------|
| Region 1 | Region 1 |
| Region 2 | Region 2 |
| Region 3 | Region 3 |
| Region 4 | Region 4 |
| Region 5 | Region 5 |
| Region 6 | Region 6 |
| Region 7 | Region 7 |
- Cluster (High School and Middle School Attendance Area)



CONTENTS

Program Description	2
1. Program Budgets, Funding, Commitments, & Expenditures	2
Table 1- SPLOST IV Funding.....	3
Table 2 - SPLOST V Funding.....	4
Table 3 – Commitments and Expenditures.....	4
Chart 1 - E-SPLOST IV Funding, Commitments, and Expenditures.....	5
Chart 2 - E-SPLOST V Funding, Commitments, and Expenditures.....	6
Table 4- SPLOST IV Project Budget Totals by Phase.....	7
Table 5 – SPLOST V Project Budget Totals by Phase.....	7
Table 6 – E-SPLOST V Regional Active Project Budgets.....	8
Table 7 - Projects with Negative Variance Amounts.....	10
Table 8- ESPLOST IV Project Cost Performance Ratio (CPR) Report.....	11
Table 9 - ESPLOST V Project Cost Performance Ratio (CPR) Report.....	15
Tables 10A-10H: ESLPOST IV & V Region Reports for Project Cost Performance.....	22
Table 10A - Region 0 ESPLOST IV & V Project Cost Performance.....	23
Table 10B - Region 1 ESPLOST IV & V Project Cost Performance.....	27
Table 10C - Region 2 ESPLOST IV & V Project Cost Performance.....	29
Table 10D - Region 3 ESPLOST IV & V Project Cost Performance.....	31
Table 10E - Region 4 ESPLOST IV & V Project Cost Performance.....	32
Table 10F - Region 5 ESPLOST IV & V Project Cost Performance.....	33
Table 10G - Region 6 ESPLOST IV & V Project Cost Performance.....	34
Table 10H - Region 7 ESPLOST IV & V Project Cost Performance.....	35
Table 11 - Projects with SPM currently indicating red.....	36
Table 12 - ESPLOST IV Project Schedule Performance Measure (SPM) Report.....	37
Table 13 - ESPLOST V Project Schedule Performance Measure (SPM) Report.....	40
Table 14 A-14H: ESPLOST IV & V Region Reports ESPLOST IV & V Project Schedule Performance.....	44
Table 14A - Region 0 ESPLOST IV & V Project Schedule Performance.....	45
Table 14B - Region 1 ESPLOST IV & V Project Schedule Performance.....	48
Table 14C - Region 2 ESPLOST IV & V Project Schedule Performance.....	50
Table 14D - Region 3 ESPLOST IV & V Project Schedule Performance.....	52
Table 14E - Region 4 ESPLOST IV & V Project Schedule Performance.....	53
Table 14F - Region 5 ESPLOST IV & V Project Schedule Performance.....	54
Table 14G - Region 6 ESPLOST IV & V Project Schedule Performance.....	55
Table 14H - Region 7 ESPLOST IV & V Project Cost Performance.....	56
Table 15: Closeout and Completed Project List.....	57
2. Appendices	
Appendix A– SPLOST IV Carryover Program Information.....	A1
Appendix B- SPLOST V Program Information.....	B1
Appendix C- SPLOST V Funding - Planned vs. Actual.....	C1
Appendix D- SPLOST V Funding, Commitments, and Expenditures.....	D1
Appendix E-SPLOST V Project Rollup by Region.....	E1

This month's report includes reporting from May 1, 2022 – May 31, 2022. The data date for this period is **May 31, 2022**. We collect and present the information that is available as of the data date.

Program Description

The Capital Improvement Program was approved by the DeKalb County Board of Education with a re-alignment that touches many of the facilities and schools in the DeKalb County School District. The primary areas of focus for the CIP include:

- Retirement of existing CIP's financial debt
- Completion of E-SPLOST IV work (54 carry over projects)
- New/replacement of three (3) elementary schools and one (1) high school (Deferred)
- Conversion of a HS to MS with a classroom addition – (Deferred)
- Major roofing, HVAC, code & life safety improvements
- Seven (7) major additions and/or renovations – (6 deferred)
- Sixteen (16) Modernization projects
- Career technology, fine arts, & classroom additions
- Renovations of classrooms from floor to ceiling
- Technology upgrades to all facilities
- Replacement of school buses and aging service vehicles

1. Program Budgets, Funding, Commitments, & Expenditures

- **Tables 1 and 2** reflect the sales tax receipts for E-SPLOST IV and E-SPLOST V.

- **DOE Reimbursements for 2021**

The E-SPLOST IV GaDOE Reimbursements revenue collected for 2021 are as follows:

January – May 2021: \$704,888.10 for Cedar Grove ES, \$4,488,307.20 for Smoke Rise ES and \$1,266,519.64 for John R. Lewis ES.

June 2021 - Total GSFIC reimbursement payment - \$159,913.60 for Miller Grove MS, \$46,352.50 for Shadow Rock ES, \$113,941.90 for Stephenson HS, \$43,772.00 for Canby Lane ES, \$622,576.80 for McNair MS, \$88,763.30 for Kelley Lake ES, \$28,188.60 for Huntley Hills ES, \$4,772.40 for Murphey Candler ES.

August 2021 - Total GSFIC reimbursement payment \$39,192.60. \$29,580.20 for Columbia ES, \$4,772.40 for Laurel Ridge ES and \$4,840.00 Ashford Park ES.

October 2021 - Total GSFIC reimbursement payment \$28,423.80 for Briarlake ES.

November 2021 - Total GSFIC reimbursement payment \$4,772.40 for Fairington ES.

- **DOE Reimbursements for 2022**

The E-SPLOST IV GaDOE Reimbursements revenue collected for 2022 are as follows:

January 2022 - Total GSFIC reimbursement payment: \$901,275.40. \$741,657.60 for Austin ES, \$78,320.90 for Cedar Grove ES, 31,802.90 for Chesnut ES and \$49,494.00 for Stoneview ES.

February 2022 – No funding received

March 2022 - Total GSFIC reimbursement payment: \$43,540.80 for Oakcliff ES.

April 2022 – Total GSFIC reimbursement payment: \$791,603.52. \$752,020.20 for Canby Lane ES, \$39,583.32 for Livsey ES

May 2022 – Total GSFIC reimbursement payment: \$585,446.40 Miller Grove MS.

- For this reporting period, GaDOE payments received to date for E-SPLOST IV is **\$84,187,540.32**. The CIP Staff will continue to coordinate with various Architects/Contractors and respective District Managers to make certain all documentation for application submitted to the Ga DOE is timely.
- The total program budgeted receipts over the life of the program for E-SPLOST V is \$561 million, of which \$530 Million is anticipated from sales tax receipts, and \$31 million is anticipated in reimbursements from the GaDOE. In addition, \$140 million in bonds were issued by the District to enable the implementation of system-wide technology upgrades, vehicle purchase, and infrastructure refreshes which began in early 2017.

Distribution of the E-SPLOST V revenue from the Georgia Department of Revenue lags one month from when the actual revenue is collected at the cash register by merchants.

Program Funding Table 1 & 2 below reflect current commitments and expenditures for E-SPLOST IV & E-SPLOST V for the period ending **May 31, 2022**.

Table 1- SPLOST IV Funding

SPLOST IV

***Table edited to reflect actual tax receipts. No further tax funding to be received.**

Through this period:	Original Budget	Current Budget	Forecasted Receipts through this period	Actual Receipts collected	% of Current Budget Collected
Sales Tax Receipts (SPLOST)	\$475.0M	\$509.1M	\$509.1M	\$509.1M	100.00%
Anticipated DOE Reimbursements	\$21.0M	\$89.8M	\$87.0M	\$84.2M	93.75%
Technology Bond		\$38.0M	\$38.0M	\$38.0M	100.00%
Interest				\$1.0M	
Total Funding	\$496.0M	\$636.9M	\$634.1M	\$631.2M	99.11%

Table 2 - SPLOST V Funding

SPLOST V

Through this period:	Original Budget	Current Budget	Forecasted Receipts through this period	Actual Receipts collected	% of Current Budget Collected
Sales Tax Receipts (SPLOST)	\$530.0M	\$599.3M	\$581.2M	\$660.7M	110.24%
Anticipated DOE Reimbursements	\$31.0M	\$31.0M	\$29.5M	\$0.0M	0.00%
Technology Bond	\$140.0M	\$140.0M	\$140.0M	\$140.0M	100.00%
Interest					
Total Funding	\$701.0M	\$770.3M	\$750.7M	\$800.7M	103.94%

Please refer to Note 2 on Page 8 for a detailed description of funding/budget adjustments.

Table 3 – Commitments and Expenditures

	Current Budget	Actual Receipts	Forecasted Commitments to Date	Actual Commitments thru this period	Actual Expenditures thru this period
SPLOST IV	\$636.9M	\$631.2M	\$609.1M	\$555.7M	\$555.7M
SPLOST V	\$770.3M	\$800.7M	\$670.7M	\$326.5M	\$270.7M

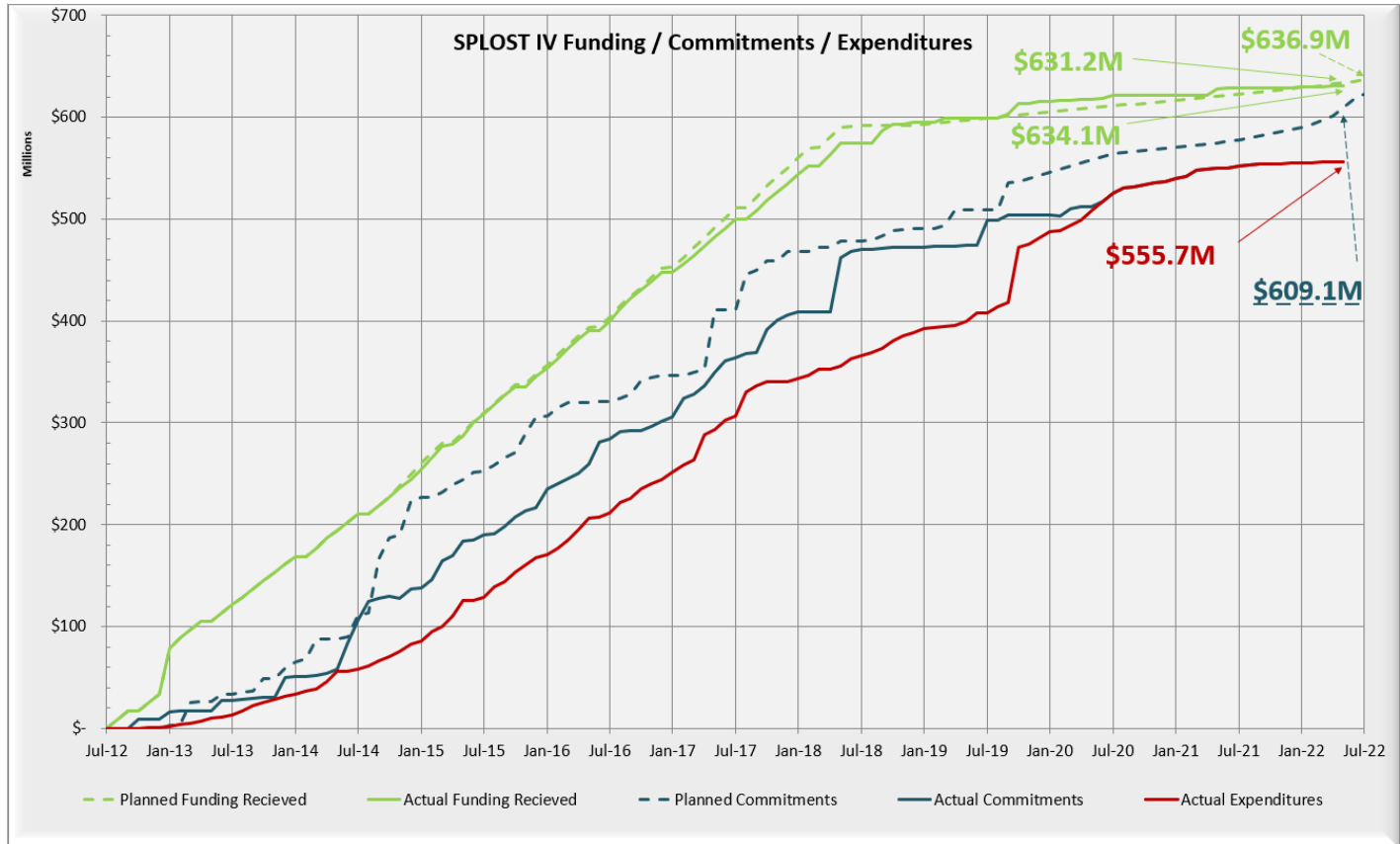
Status of Funding, Commitments, and Expenditures

Because the SPLOST V Program is operated on a “cash flow basis,” it is critical for the actual funding received to trend at or above the budgeted/planned funding and above projected commitments. Actual sales tax revenue receipts are trending above projected funding levels for this period.

In the Graph below, “Funding” is shown in green, “Commitments” are shown in blue, and “Expenditures” are shown in red. Projected values are shown in dotted lines and actual values are shown in solid lines.

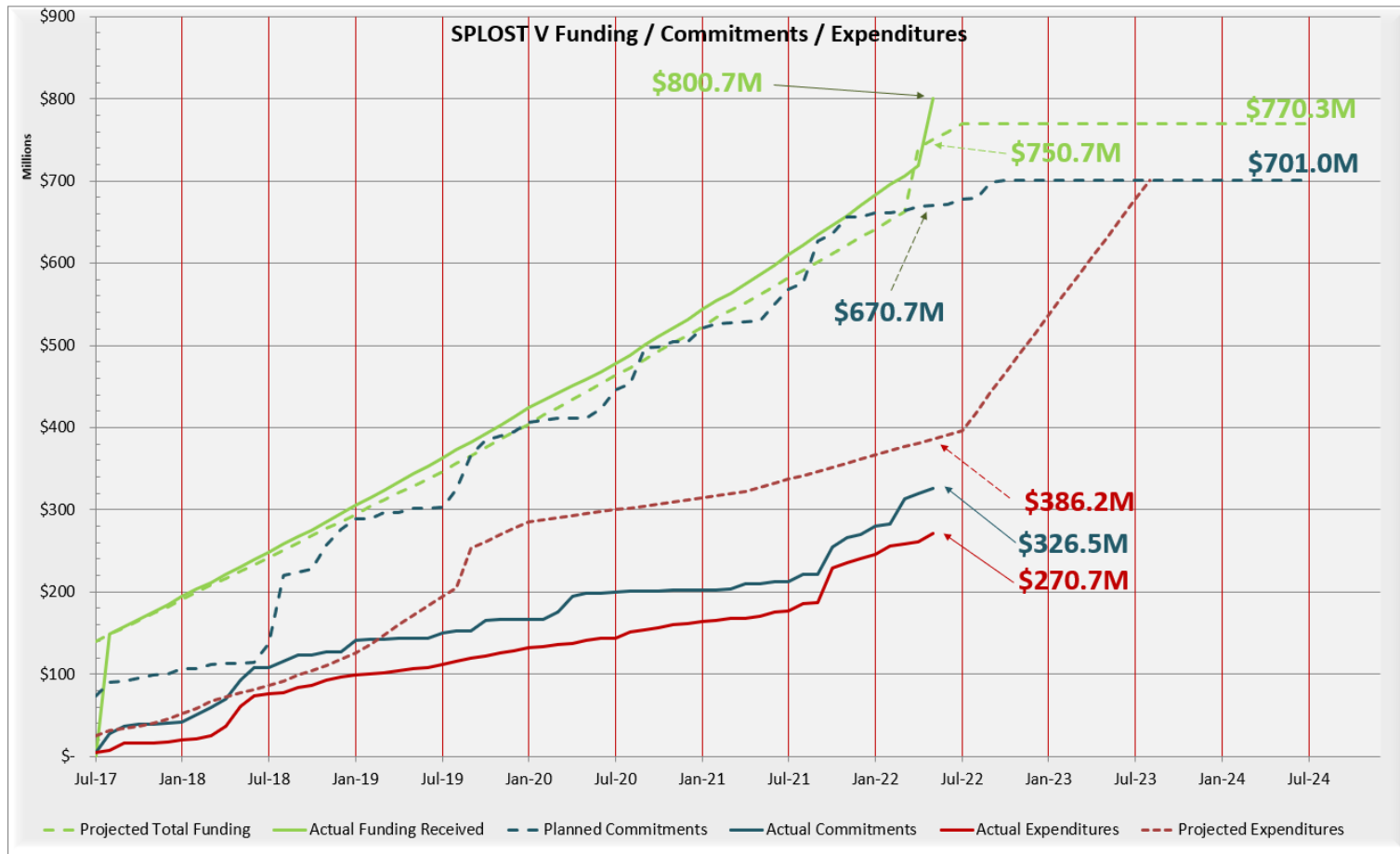
As you can see from this table, the actual funding received to date exceeds the projected funding and the actual commitments are less than the total projected commitments. The requirement is to keep the commitments less than the funding.

Chart 1 - E-SPLOST IV Funding, Commitments, and Expenditures
Period Ending May 31, 2022



Note: Chart shows expenditures recorded in the MUNIS system for all SPLOST IV projects from September 2019 to the end of May 2022

Chart 2 - E-SPLOST V Funding, Commitments, and Expenditures
Period Ending May 31, 2022



Note: Chart includes expenditures recorded in the MUNIS system for all SPLOST V CIP and District-Managed Projects at the end of May 2022

Table 4- SPLOST IV Project Budget Totals by Phase

Project Budget Totals by Phase				
E-SPLOST IV Carryover		Project Budget Totals		
		Current Budget	Current Commitments	Current Expenditures
Deferred	1	\$11,127,167.00	\$715,505.31	\$371,661.56
Planning	0	\$0.00	\$0.00	\$0.00
Design-Procurement	0	\$0.00	\$0.00	\$0.00
Design	1	\$3,770,450.59	\$1,103,467.66	\$961,863.66
Construction	1	\$2,128,573.56	\$1,787,292.35	\$837,487.15
Closeout	1	\$30,011,279.00	\$27,219,367.59	\$27,163,363.13
Completed	49	\$221,369,586.45	\$211,910,526.85	\$202,417,411.90
Non-Construction	1	\$2,210,750.71	\$0.00	\$0.00
Total Projects:	54	\$270,617,807.31	\$242,736,159.76	\$231,751,787.40

Table 5 – SPLOST V Project Budget Totals by Phase

Project Budgets Totals by Phase				
E-SPLOST V		Project Budget Totals		
		Current Budget	Current Commitments	Current Expenditures
Cancelled	2	\$0.00	\$0.00	\$0.00
Deferred * (See Appendix B)	3	\$12,940,000.00	\$1,557,880.00	\$241,553.70
Planning	2	\$32,889,539.52	\$18,310,936.26	\$11,346,761.37
Design-Procurement	1	\$7,020,000.00	\$0.00	\$0.00
Design	19	\$95,432,334.00	\$8,208,161.37	\$3,246,315.37
Construction-Procurement	8	\$33,602,587.00	\$2,146,286.30	\$1,766,330.72
Construction	15	\$69,861,652.48	\$52,421,120.93	\$13,620,922.22
Closeout	10	\$60,508,041.00	\$51,716,796.72	\$48,575,318.13
Completed	6	\$73,653,400.00	\$72,689,668.10	\$71,936,129.83
Non-Construction	27	\$244,392,446.00	\$119,438,913.04	\$119,996,455.18
Total Projects	93	\$630,300,000.00	\$326,489,762.72	\$270,729,786.52

Table 6 – E-SPLOST V Regional Active Project Budgets

Period Ending Sep-21	# of Projects	Current Budget	Current Commitments	EXPENDITURES	
				to Date	% of Budget
Region 0 District-Wide	43	\$291,434,713	\$121,428,189	\$122,048,810	42%
Region 1	27	\$143,592,255	\$114,704,627	\$75,454,893	53%
Region 2	30	\$57,135,473	\$13,166,012	\$7,506,281	13%
Region 3	14	\$24,577,227	\$6,569,511	\$5,569,791	23%
Region 4	15	\$60,065,807	\$49,348,381	\$45,061,126	75%
Region 5	15	\$19,184,681	\$5,583,295	\$4,320,955	23%
Region 6	10	\$15,601,697	\$2,808,357	\$1,488,089	10%
Region 7	10	\$18,708,148	\$12,881,392	\$9,279,841	50%
Regional Totals	164	\$630,300,000	\$326,489,763	\$270,729,787	43%

Note 1: Budget values recorded under Region 0 District-Wide do not include the costs for all projects, since the projects that have individual project numbers are recorded in the Region where the work is performed. Please refer to Appendix E for a list of all Projects and Rollup Projects in each Region with their corresponding Budgets, Commitments and Expenditures.

Note 2: Specific actions by the Board of Education in April and May 2022 directed the following budget/scope adjustments and are reflected in this month's Report:

- Increase Project 60235: Program Contingency by \$69.3 Million, increasing overall E-SPLOST V budget by \$69.3 Million (Transfer of E-SPLOST II, E-SPLOST III funds; additional E-SPLOST V tax revenue)
- Move \$13M from project 60635: Revenue Reserve to Project 60235: Program Contingency (no change to overall E-SPLOST V budget)
- Move \$4.5M from Project 30335: Set-Aside for Track with Turf Installation to Project 602: Program Contingency (no change to overall E-SPLOST V budget)
- Close Project 37335: Montgomery ES Roof Replacement (\$1.6M), and Project 37635: Browns Mill ES Roof Replacement (\$1.9M) moving a total of \$3.5M to Project 60235: Program Contingency
- Move \$80M from Program Contingency to Project 21435: New Cross Keys HS by \$80M to cover the estimated cost of an addition and modernization of the existing Cross Keys HS facility (In process)
- Create Project 21735: Design for a New Sequoyah MS & HS with a budget of \$10M coming from Project 60235: Program Contingency
- Adjust the scope of Project 36335: Dresden ES to include design of a new 900 FTE elementary school at Dresden ES.

Highlighted Efforts this Reporting Period

Please go to the DCSD link www.dekalbschoolsga.org/solicitations to view all current CIP RFPs.

E-SPLOST Advisory Committee

The last Advisory Committee Meeting was May 25, 2022. Each month, the CIP Team presents the status of the program to the Committee. After the presentation, the Committee has the opportunity to ask questions for further clarification. Please refer to the following link for meeting minutes <https://www.dekalbschoolsga.org/e-splost-advisory-committee>.

The next E-SPLOST Advisory Committee meeting is scheduled for June 22, 2022 at 6PM

Earned Value Management Initiative

Earned Value Management (EVM) is a project management technique for measuring project performance and progress against the project plan in an objective manner. It has the ability to combine measurements of scope, schedule, and costs in a single integrated system. An industry standard, Earned Value Analysis is utilized to measure a project's progress, forecast its completion date and final costs, and provide schedule and budget variances along the project plan; identifying work to be accomplished

The following schedule and cost performance indicators will be utilized to measure specific project performance in accordance with the EVM methodology:

Schedule Performance Measure (SPM):

- Number of days between base line finish and current finish. Positive values are days behind schedule (red) and negative values are days ahead of schedule (green). If more than fifteen days behind schedule, project shows red;

Cost Performance Ratio (CPR):

- Is equal to EAC/Current Budget
- If the EAC is less than or equal to the current budget, then projects read green;
- If the EAC is between the current budget and the current budget plus 5%, projects show amber;
- If the EAC is greater than the current budget plus 5%, projects show red.

Earned value management is needed because it provides an "Early Warning" signal for prompt corrective action. Seeing that bad news does not age well, and usually there is ample time to recover, timely requests for extra funds or other corrective measures can help to mitigate budget and schedule impact.

Table 7 – Project Cost Performance Ratio (CPR) with Negative Variance Amount:

Project Number	Project Name	Variance Amount (Current Budget - EAC)	Comment
60335	DCSD Salary	-\$3,609,944.29	This is a District managed project. The District is reviewing this account for possible reporting inconsistencies.

Note: 60335 is a District managed project. The budget reported reflects what is recorded in MUNIS at the end of May 2022.

E-SPLOST IV & V Legend

- Green** Project's Estimate at Completion is less than or equal to the current budget
 - Amber** Project's Estimate at Completion is between the current budget or within 5% of current budget
 - Red** Project's Estimate at Completion is showing a budget greater than the current budget plus 5%
 - Grey** Project is complete, cancelled or deferred
- Notes:
 N/A values reflect projects with no current budgets applied.

Table 8- ESPLOST IV Project Cost Performance Ratio (CPR) Report

Project #	Project Name	Region	Project Phase	See Appendix A	Current Budget	Current Commitments	Current Expenditures	EAC	Budget - Commitments	Budget - Expenditures	Current Budget - EAC	CPR
CIP Construction Projects												
00234	Southwest DeKalb High School Addition	5	Completed		\$21,860,246.00	\$21,799,754.83	\$20,884,978.71	\$21,860,246.00	+\$60,491.17	+\$975,267.29	+\$0.00	1.00
00334	Warren Tech HVAC (Associated With 421-129)	2	Completed		\$2,815,114.00	\$1,915,869.01	\$1,634,849.01	\$2,815,114.00	+\$899,244.99	+\$1,180,264.99	+\$0.00	1.00
10234	Canby Lane Elementary School ADA/Capital Renewal/Code Requirements	6	Completed		\$3,829,394.94	\$3,817,419.94	\$3,816,347.94	\$3,829,394.94	+\$11,975.00	+\$13,047.00	+\$0.00	1.00
10334	Cary Reynolds Elementary School ADA/Capital Renewal/Code Requirements	1	Completed		\$1,282,786.48	\$1,282,041.10	\$1,281,761.10	\$1,282,786.48	+\$745.38	+\$1,025.38	+\$0.00	1.00
10434	Cedar Grove Elementary School ADA/Capital Renewal/Code Requirements	7	Completed		\$3,013,693.55	\$2,957,245.55	\$2,947,645.55	\$3,013,693.55	+\$56,448.00	+\$66,048.00	+\$0.00	1.00
10534	Chapel Hill Middle School ADA/Capital Renewal	5	Completed		\$151,575.28	\$151,575.28	\$151,575.28	\$151,575.28	+\$0.00	+\$0.00	+\$0.00	1.00
10634	Dresden Elementary School ADA/Capital Renewal	1	Completed		\$1,833,180.25	\$1,824,555.17	\$1,804,810.90	\$1,833,180.25	+\$8,625.08	+\$28,369.35	+\$0.00	1.00
10934	Fairington Elementary School ADA/Capital Renewal/Code Requirement	5	Completed		\$340,881.00	\$339,701.00	\$339,701.00	\$340,881.00	+\$1,180.00	+\$1,180.00	+\$0.00	1.00
11034	Flat Shoals Elementary School ADA/Capital Renewal/Code Requirements	7	Completed		\$367,495.91	\$367,495.91	\$346,562.02	\$367,495.91	+\$0.00	+\$20,933.89	+\$0.00	1.00
11634	Kelley Lake Elementary School ADA/Capital Renewal/Code Requirements	7	Completed		\$4,120,785.22	\$4,087,603.22	\$4,087,603.22	\$4,120,785.22	+\$33,182.00	+\$33,182.00	+\$0.00	1.00
11834	Laurel Ridge Elementary School ADA/Capital Renewal/Code Requirements	2	Completed		\$315,239.38	\$313,259.38	\$313,259.18	\$315,239.38	+\$1,980.00	+\$1,980.20	+\$0.00	1.00

Project #	Project Name	Region	Project Phase	See Appendix A	Current Budget	Current Commitments	Current Expenditures	EAC	Budget - Commitments	Budget - Expenditures	Current Budget - EAC	CPR
11934	Lithonia Middle School ADA/Capital Renewal	3	Completed		\$352,871.00	\$352,081.00	\$352,081.00	\$352,871.00	+\$790.00	+\$790.00	+\$0.00	1.00
12234	Miller Grove Middle School ADA/Capital Renewal	5	Completed		\$11,034,327.20	\$10,954,697.36	\$10,946,338.36	\$11,034,327.20	+\$79,629.84	+\$87,988.84	+\$0.00	1.00
12434	Murphey Candler Elementary School ADA/Capital Renewal	5	Completed		\$338,097.40	\$338,097.40	\$338,097.40	\$338,097.40	+\$0.00	+\$0.00	+\$0.00	1.00
12634	Redan Elementary School ADA/Capital Renewal	3	Completed		\$2,929,159.52	\$2,863,776.64	\$2,863,776.64	\$2,929,159.52	+\$65,382.88	+\$65,382.88	+\$0.00	1.00
12734	Rowland Elementary School ADA/Capital Renewal	6	Completed		\$192,810.21	\$192,810.21	\$192,810.21	\$192,810.21	+\$0.00	+\$0.00	+\$0.00	1.00
13934	Eagle Woods Academy - GNETS Facility	3	Completed		\$2,086,324.00	\$2,072,849.54	\$2,071,949.54	\$2,086,324.00	+\$13,474.46	+\$14,374.46	+\$0.00	1.00
30034	Allgood ES - Capital Renewal	4	Completed		\$1,360,061.29	\$1,359,061.30	\$1,333,335.24	\$1,360,061.29	+\$999.99	+\$26,726.05	+\$0.00	1.00
30434	Cedar Grove MS - Capital Renewal	7	Completed		\$2,480,726.55	\$2,507,510.35	\$2,480,726.35	\$2,480,726.55	-\$26,783.80	+\$0.20	+\$0.00	1.00
30634	Champion MS - Capital Renewal	4	Completed		\$537,510.74	\$534,178.16	\$512,391.54	\$537,510.74	+\$3,332.58	+\$25,119.20	+\$0.00	1.00
30734	Chapel Hill ES - Capital Renewal	5	Completed		\$1,654,998.65	\$1,648,836.18	\$1,648,836.18	\$1,654,998.65	+\$6,162.47	+\$6,162.47	+\$0.00	1.00
30834	Columbia ES - Capital Renewal	6	Completed		\$989,136.63	\$989,136.63	\$989,136.63	\$989,136.63	+\$0.00	+\$0.00	+\$0.00	1.00
30934	Columbia MS - Capital Renewal	6	Completed		\$32,218.70	\$33,054.00	\$32,218.80	\$32,218.70	-\$835.30	-\$0.10	+\$0.00	1.00
31134	Doraville Drivers Ed - Capital Renewal	1	Completed		\$227,614.82	\$233,154.10	\$227,875.18	\$227,614.82	-\$5,539.28	-\$260.36	+\$0.00	1.00
31334	Hightower ES - Capital Renewal	1	Construction		\$2,128,573.56	\$1,787,292.35	\$837,487.15	\$2,128,573.56	+\$341,281.21	+\$1,291,086.41	+\$0.00	1.00
31434	International Student Center - Capital Renewal	2	Completed		\$939,467.02	\$211,503.77	\$60,679.50	\$939,467.02	+\$727,963.25	+\$878,787.52	+\$0.00	1.00
31834	McNair HS - Capital Renewal	7	Completed		\$247,099.70	\$247,101.00	\$247,099.70	\$247,099.70	-\$1.30	+\$0.00	+\$0.00	1.00
32134	Narvie Harris ES - Capital Renewal	5	Completed		\$708,189.44	\$671,445.20	\$669,905.20	\$708,189.44	+\$36,744.24	+\$38,284.24	+\$0.00	1.00
32334	Rock Chapel ES - Capital Renewal	3	Completed		\$720,640.00	\$720,640.00	\$720,640.00	\$720,640.00	+\$0.00	+\$0.00	+\$0.00	1.00
32934	Stephenson HS - Capital Renewal	3	Completed		\$2,422,000.00	\$2,426,040.00	\$2,422,000.00	\$2,422,000.00	-\$4,040.00	+\$0.00	+\$0.00	1.00

Project #	Project Name	Region	Project Phase	See Appendix A	Current Budget	Current Commitments	Current Expenditures	EAC	Budget - Commitments	Budget - Expenditures	Current Budget - EAC	CPR
40034	Ashford Park ES - Capital Renewal - Code Requirements	1	Completed		\$840,349.00	\$834,223.35	\$825,033.44	\$840,349.00	+\$6,125.65	+\$15,315.56	+\$0.00	1.00
40434	Cedar Grove HS - Capital Renewal - Code Requirements	7	Completed		\$950,587.73	\$950,587.73	\$950,587.73	\$950,587.73	+\$0.00	+\$0.00	+\$0.00	1.00
41534	Henderson Mill ES - Capital Renewal - Code Requirements	2	Completed		\$1,003,255.00	\$1,000,013.56	\$983,924.61	\$1,003,255.00	+\$3,241.44	+\$19,330.39	+\$0.00	1.00
41834	Livsey ES - Capital Renewal - Code Requirements	2	Completed		\$1,131,680.48	\$1,120,914.80	\$1,120,094.80	\$1,131,680.48	+\$10,765.68	+\$11,585.68	+\$0.00	1.00
41934	Margaret Harris Comprehensive School - Code Requirements	2	Completed		\$127,079.88	\$126,934.89	\$126,632.71	\$127,079.88	+\$144.99	+\$447.17	+\$0.00	1.00
42034	McLendon ES - Capital Renewal- Code Requirements	2	Completed		\$251,230.46	\$251,230.46	\$254,423.00	\$251,230.46	+\$0.00	-\$3,192.54	+\$0.00	1.00
42334	Oakcliff ES - Capital Renewal- Code Requirements	1	Completed		\$1,441,539.04	\$1,441,539.04	\$1,440,042.63	\$1,441,539.04	+\$0.00	+\$1,496.41	+\$0.00	1.00
42434	Pine Ridge ES - Capital Renewal- Code Requirements	3	Completed		\$2,503,955.80	\$2,428,955.80	\$2,428,955.80	\$2,503,955.80	+\$75,000.00	+\$75,000.00	+\$0.00	1.00
42834	Snapfinger ES - Capital Renewal - Code Requirements	6	Completed		\$191,751.26	\$191,751.26	\$191,751.26	\$191,751.26	+\$0.00	+\$0.00	+\$0.00	1.00
43034	Woodridge ES - Capital Renewal - Code Requirements	5	Completed		\$301,452.02	\$301,452.02	\$301,452.02	\$301,452.02	+\$0.00	+\$0.00	+\$0.00	1.00
50134	Austin Elementary School Replacement	1	Completed		\$25,673,326.00	\$25,684,427.87	\$24,972,305.36	\$25,673,326.00	-\$11,101.87	+\$701,020.64	+\$0.00	1.00
50234	Early Learning Center	0	Completed		\$2,682,284.00	\$2,113,392.04	\$1,999,587.12	\$2,682,284.00	+\$568,891.96	+\$682,696.88	+\$0.00	1.00
50534	McNair Middle School replacement	7	Completed		\$42,592,213.00	\$39,599,629.77	\$38,184,489.07	\$42,592,213.00	+\$2,992,583.23	+\$4,407,723.93	+\$0.00	1.00
50734	Pleasantdale Elementary School Replacement	2	Completed		\$28,569,834.68	\$26,960,402.74	\$21,432,372.74	\$28,569,834.68	+\$1,609,431.94	+\$7,137,461.94	+\$0.00	1.00
50834	Rockbridge Elementary School Replacement	4	Completed		\$20,941,959.59	\$20,767,117.23	\$20,782,706.54	\$20,941,959.59	+\$174,842.36	+\$159,253.05	+\$0.00	1.00
50934	Smoke Rise Elementary School Replacement	2	Closeout		\$30,011,279.00	\$27,219,367.59	\$27,163,363.13	\$30,011,279.00	+\$2,791,911.41	+\$2,847,915.87	+\$0.00	1.00

Project #	Project Name	Region	Project Phase	See Appendix A	Current Budget	Current Commitments	Current Expenditures	EAC	Budget - Commitments	Budget - Expenditures	Current Budget - EAC	CPR
51034	Comprehensive Arts School at former Avondale MS	2	Deferred		\$11,127,167.00	\$715,505.31	\$371,661.56	\$11,127,167.00	+\$10,411,661.69	+\$10,755,505.44	+\$0.00	1.00
51134	Coralwood Diagnostic Center Addition (Associated With Project 421-213)	2	Completed		\$8,094,210.00	\$6,712,811.24	\$6,682,954.74	\$8,094,210.00	+\$1,381,398.76	+\$1,411,255.26	+\$0.00	1.00
51534	Stone Mountain High School Renovations	4	Completed		\$9,306,773.77	\$9,295,514.27	\$9,297,009.27	\$9,306,773.47	+\$11,259.50	+\$9,764.50	+\$0.30	1.00
51634	John R. Lewis Elementary School Design	0	Completed		\$631,150.86	\$506,198.00	\$555,322.50	\$631,150.86	+\$124,952.86	+\$75,828.36	+\$0.00	1.00
51934	Cross Keys North ES Site Adaptation and Construction Administration Services	1	Completed		\$645,000.00	\$592,645.00	\$440,263.50	\$645,000.00	+\$52,355.00	+\$204,736.50	+\$0.00	1.00
90534	Demolition - Demolition	0	Completed		\$4,306,309.00	\$3,818,292.55	\$3,728,511.68	\$4,306,309.00	+\$488,016.45	+\$577,797.32	+\$0.00	1.00
CIP Construction Projects - Total					264,636,606.01	241,632,692.10	230,789,923.74	264,636,605.71	23,003,913.91	33,846,682.27	0.30	
District Managed Projects												
33434	Towers HS - Culinary Arts Lab	6	Design	YES	\$3,770,450.59	\$1,103,467.66	\$961,863.66	\$3,770,450.59	+\$2,666,982.93	+\$2,808,586.93	+\$0.00	1.00
99934	SPLOST IV Program Contingency	0	Non-Construction		\$2,210,750.71	\$0.00	\$0.00	\$2,210,750.71	+\$2,210,750.71	+\$2,210,750.71	+\$0.00	1.00
District Managed Projects - Total					5,981,201.30	1,103,467.66	961,863.66	5,981,201.30	4,877,733.64	5,019,337.64	0.00	
Overall - Total					\$270,617,807.31	\$242,736,159.76	\$231,751,787.40	\$270,617,807.01	+\$27,881,647.55	+\$38,866,019.91	+\$0.30	
<i>EAC = Estimate at Completion</i>												

Table 9 - ESPLOST V Project Cost Performance Ratio (CPR) Report

Project #	Project Name	Region	Project Phase	See Appendix B	Current Budget	Current Commitments	Current Expenditures	EAC	Budget - Commitments	Budget - Expenditures	Current Budget - EAC	CPR
CIP Construction Projects												
10135	Sprinkler Installation A	0	Design	YES	\$8,676,915.00	\$220.00	\$220.00	\$8,676,915.00	+\$8,676,695.00	+\$8,676,695.00	+\$0.00	1.00
10235	Sprinkler Installation B	0	Design	YES	\$9,671,848.00	\$220.00	\$220.00	\$9,671,848.00	+\$9,671,628.00	+\$9,671,628.00	+\$0.00	1.00
10335	Sprinkler Installation C	0	Design	YES	\$10,090,355.00	\$0.00	\$0.00	\$10,090,355.00	+\$10,090,355.00	+\$10,090,355.00	+\$0.00	1.00
10935	Life, Safety Set-aside	0	Non-Construction		\$3,530,000.00	\$0.00	\$0.00	\$3,530,000.00	+\$3,530,000.00	+\$3,530,000.00	+\$0.00	1.00
11135	Fence Installation A	0	Closeout		\$862,459.00	\$406,588.00	\$406,588.00	\$862,459.00	+\$455,871.00	+\$455,871.00	+\$0.00	1.00
11235	Fence Installation B	0	Closeout		\$776,115.00	\$380,260.00	\$380,260.00	\$776,115.00	+\$395,855.00	+\$395,855.00	+\$0.00	1.00
11335	Fence Installation C	0	Closeout		\$1,126,957.00	\$376,088.00	\$376,088.00	\$1,126,957.00	+\$750,869.00	+\$750,869.00	+\$0.00	1.00
11435	Athletic Field Fencing for High Schools	0	Construction-Procure		\$1,200,000.00	\$65,407.00	\$32,652.50	\$1,200,000.00	+\$1,134,593.00	+\$1,167,347.50	+\$0.00	1.00
11535	Security Vestibules A	0	Construction		\$2,910,902.00	\$2,780,722.55	\$221,531.08	\$2,910,902.00	+\$130,179.45	+\$2,689,370.92	+\$0.00	1.00
11635	Security Vestibules B	0	Construction		\$2,390,902.00	\$2,036,874.00	\$251,785.00	\$2,390,902.00	+\$354,028.00	+\$2,139,117.00	+\$0.00	1.00
12135	Druid Hills HS - Security Vestibule, Fire Sprinkler, Accessibility Improvements	2	Construction	YES	\$2,358,566.00	\$653,735.03	\$509,430.21	\$2,358,566.00	+\$1,704,830.97	+\$1,849,135.79	+\$0.00	1.00
12235	Hambrick ES - Security vestibule, fire sprinkler & one special ED restroom	4	Construction	YES	\$1,812,972.00	\$1,244,983.88	\$233,542.01	\$1,812,972.00	+\$567,988.12	+\$1,579,429.99	+\$0.00	1.00
20135	Cross Keys HS	1	Deferred * (See Appendix B)	YES	\$3,080,000.00	\$1,354,868.00	\$89,294.70	\$3,080,000.00	+\$1,725,132.00	+\$2,990,705.30	+\$0.00	1.00
20235	Freedom MS - Security vestibule	4	Construction		\$500,000.00	\$386,658.50	\$28,481.06	\$500,000.00	+\$113,341.50	+\$471,518.94	+\$0.00	1.00
20335	Peachtree MS	1	Completed		\$350,000.00	\$228,090.33	\$228,090.33	\$350,000.00	+\$121,909.67	+\$121,909.67	+\$0.00	1.00
21135	Cedar Grove HS - Auditorium addition, turf and track installation	7	Construction		\$12,778,250.00	\$10,645,491.49	\$8,124,742.51	\$12,778,250.00	+\$2,132,758.51	+\$4,653,507.49	+\$0.00	1.00
21235	Chamblee HS - Turf installation	1	Construction		\$750,000.00	\$1,728,369.00	\$401,767.00	\$750,000.00	-\$978,369.00	+\$348,233.00	+\$0.00	1.00

Project #	Project Name	Region	Project Phase	See Appendix B	Current Budget	Current Commitments	Current Expenditures	EAC	Budget - Commitments	Budget - Expenditures	Current Budget - EAC	CPR
21335	Clarkston HS -Turf and track installation, security vestibule, accessibility improvements	4	Design	YES	\$1,650,000.00	\$1,366,332.00	\$1,304,832.00	\$1,650,000.00	+\$283,668.00	+\$345,168.00	+\$0.00	1.00
21435	New Cross Keys HS	1	Design	YES	\$1,250,000.00	\$4,038,831.00	\$1,227,196.50	\$1,250,000.00	-\$2,788,831.00	+\$22,803.50	+\$0.00	1.00
21535	Dunwoody HS - Turf & track installation	1	Closeout		\$2,300,000.00	\$2,031,393.47	\$1,207,813.47	\$2,300,000.00	+\$268,606.53	+\$1,092,186.53	+\$0.00	1.00
21635	Lakeside HS - Turf & Track Installation	2	Construction		\$1,395,000.00	\$2,295,070.00	\$404,295.00	\$1,395,000.00	-\$900,070.00	+\$990,705.00	+\$0.00	1.00
21735	New Sequoyah MS & HS (Design Only)	2	Planning		\$10,000,000.00	\$0.00	\$0.00	\$10,000,000.00	+\$10,000,000.00	+\$10,000,000.00	+\$0.00	1.00
22135	John Lewis ES - New 900-Seat Prototype ES	1	Completed		\$31,700,000.00	\$31,476,779.67	\$30,934,810.67	\$31,700,000.00	+\$223,220.33	+\$765,189.33	+\$0.00	1.00
22235	Doraville United ES	1	Completed		\$38,660,472.00	\$38,274,925.10	\$38,179,019.98	\$38,660,472.00	+\$385,546.90	+\$481,452.02	+\$0.00	1.00
22335	Indian Creek ES - Tear Down and Rebuild of New 1200-Seat Prototype ES	4	Closeout		\$42,840,000.00	\$39,943,660.55	\$39,211,771.05	\$42,840,000.00	+\$2,896,339.45	+\$3,628,228.95	+\$0.00	1.00
22435	New Dunwoody Chamblee Elementary School	1	Construction		\$36,550,000.00	\$31,953,528.00	\$1,349,281.60	\$36,550,000.00	+\$4,596,472.00	+\$35,200,718.40	+\$0.00	1.00
30135	Turf Installation A	0	Closeout		\$7,506,111.00	\$6,604,079.74	\$5,021,142.68	\$7,506,111.00	+\$902,031.26	+\$2,484,968.32	+\$0.00	1.00
30235	Turf Installation B	0	Construction		\$7,511,111.00	\$6,779,997.00	\$6,245,623.39	\$7,511,111.00	+\$731,114.00	+\$1,265,487.61	+\$0.00	1.00
30335	Set-aside for Track with Turf Installation	0	Non-Construction		\$0.00	\$0.00	\$0.00	\$0.00	+\$0.00	+\$0.00	+\$0.00	
30435	Baseball Field Improvements at Druid Hills MS and Redan HS	0	Design		\$2,000,000.00	\$0.00	\$0.00	\$2,000,000.00	+\$2,000,000.00	+\$2,000,000.00	+\$0.00	1.00
31135	Playground Replacement	0	Completed		\$1,311,000.00	\$1,311,000.00	\$1,255,163.30	\$1,311,000.00	+\$0.00	+\$55,836.70	+\$0.00	1.00
32135	Plumbing Fixture Replacement	0	Closeout		\$1,917,000.00	\$412,531.00	\$412,531.00	\$1,917,000.00	+\$1,504,469.00	+\$1,504,469.00	+\$0.00	1.00
32235	Redan MS - Restroom and plumbing fixture replacement, fire sprinklers and	3	Construction-Procure	YES	\$3,280,587.00	\$168,355.00	\$143,101.25	\$3,280,587.00	+\$3,112,232.00	+\$3,137,485.75	+\$0.00	1.00

Project #	Project Name	Region	Project Phase	See Appendix B	Current Budget	Current Commitments	Current Expenditures	EAC	Budget - Commitments	Budget - Expenditures	Current Budget - EAC	CPR
	improved assisted toileting area											
34135	Accessibility Improvements and Plumbing Fixtures at 4 schools	0	Construction-Procure		\$1,593,000.00	\$179,155.00	\$154,713.44	\$1,593,000.00	+\$1,413,845.00	+\$1,438,286.56	+\$0.00	1.00
34235	ADA Restroom Upgrades	0	Construction		\$652,000.00	\$600,328.00	\$127,030.30	\$652,000.00	+\$51,672.00	+\$524,969.70	+\$0.00	1.00
34335	Druid Hills MS - Security vestibule, plumbing fixture replacement	2	Design		\$1,560,667.00	\$64,226.28	\$0.00	\$1,560,667.00	+\$1,496,440.72	+\$1,560,667.00	+\$0.00	1.00
34435	Midvale ES - Accessibility improvements, fire sprinklers	2	Design	YES	\$1,984,549.00	\$122,065.00	\$66,050.00	\$1,984,549.00	+\$1,862,484.00	+\$1,918,499.00	+\$0.00	1.00
34535	Former John Lewis Facility	2	Completed		\$1,607,790.00	\$1,374,735.00	\$1,314,907.55	\$1,607,790.00	+\$233,055.00	+\$292,882.45	+\$0.00	1.00
35135	Henderson Mill ES - Roof replacement, plumbing, HVAC components	2	Design-Procurement		\$7,020,000.00	\$0.00	\$0.00	\$7,020,000.00	+\$7,020,000.00	+\$7,020,000.00	+\$0.00	1.00
35235	Toney ES - HVAC replacement	6	Design		\$6,790,000.00	\$0.00	\$0.00	\$6,790,000.00	+\$6,790,000.00	+\$6,790,000.00	+\$0.00	1.00
35335	Kittredge Magnet at Nancy Creek - HVAC replacement, fire sprinklers	1	Construction-Procure		\$8,500,000.00	\$630,782.10	\$496,211.05	\$8,500,000.00	+\$7,869,217.90	+\$8,003,788.95	+\$0.00	1.00
35435	E. L. Miller ES - HVAC replacement	3	Construction-Procure		\$7,200,000.00	\$369,764.82	\$312,321.54	\$7,200,000.00	+\$6,830,235.18	+\$6,887,678.46	+\$0.00	1.00
35535	Stoneview ES - HVAC components, roof replacement, site improvements	3	Construction-Procure		\$4,860,000.00	\$369,406.38	\$318,427.94	\$4,860,000.00	+\$4,490,593.62	+\$4,541,572.06	+\$0.00	1.00
35635	Cary Reynolds ES - Roof and HVAC component replacement, security vestibule	1	Design		\$5,635,000.00	\$237,260.00	\$12,040.00	\$5,635,000.00	+\$5,397,740.00	+\$5,622,960.00	+\$0.00	1.00

Project #	Project Name	Region	Project Phase	See Appendix B	Current Budget	Current Commitments	Current Expenditures	EAC	Budget - Commitments	Budget - Expenditures	Current Budget - EAC	CPR
35735	Briar Vista ES - Roof replacement, security vestibule, accessibility improvements	2	Design	YES	\$4,160,000.00	\$172,640.00	\$8,740.00	\$4,160,000.00	+\$3,987,360.00	+\$4,151,260.00	+\$0.00	1.00
35835	Champion Theme MS - HVAC component replacement, fire sprinkler installation	4	Design		\$6,063,000.00	\$300,120.00	\$133,739.28	\$6,063,000.00	+\$5,762,880.00	+\$5,929,260.72	+\$0.00	1.00
35935	Livsey ES - HVAC replacement	2	Deferred * (See Appendix B)	YES	\$6,000,000.00	\$0.00	\$0.00	\$6,000,000.00	+\$6,000,000.00	+\$6,000,000.00	+\$0.00	1.00
36035	DeKalb HS of Technology South - HVAC component replacement, plumbing, lighting and site improvements	7	Deferred * (See Appendix B)	YES	\$3,860,000.00	\$203,012.00	\$152,259.00	\$3,860,000.00	+\$3,656,988.00	+\$3,707,741.00	+\$0.00	1.00
36135	Fairington ES - Roof and plumbing fixture replacement, site improvements	5	Construction-Procure	YES	\$2,439,000.00	\$125,166.00	\$106,390.50	\$2,439,000.00	+\$2,313,834.00	+\$2,332,609.50	+\$0.00	1.00
36235	Dresden ES - Replacement Elementary School	1	Design		\$3,570,000.00	\$159,000.00	\$22,000.00	\$3,570,000.00	+\$3,411,000.00	+\$3,548,000.00	+\$0.00	1.00
36335	Kingsley ES - HVAC replacement, fire sprinkler installation	1	Design	YES	\$2,610,000.00	\$113,457.00	\$32,500.00	\$2,610,000.00	+\$2,496,543.00	+\$2,577,500.00	+\$0.00	1.00
36435	Hawthorne ES - HVAC replacement, plumbing improvements	2	Design		\$4,510,000.00	\$201,000.00	\$27,000.00	\$4,510,000.00	+\$4,309,000.00	+\$4,483,000.00	+\$0.00	1.00
36535	Salem MS - HVAC replacement	5	Construction-Procure	YES	\$4,530,000.00	\$238,250.00	\$202,512.50	\$4,530,000.00	+\$4,291,750.00	+\$4,327,487.50	+\$0.00	1.00
36635	Rock Chapel ES - HVAC replacement	3	Design	YES	\$3,210,000.00	\$170,640.00	\$96,727.50	\$3,210,000.00	+\$3,039,360.00	+\$3,113,272.50	+\$0.00	1.00
36735	Set aside for additional contingency for Capital Renewal projects	0	Non-Construction		\$2,600,000.00	\$0.00	\$0.00	\$2,600,000.00	+\$2,600,000.00	+\$2,600,000.00	+\$0.00	1.00
36835	Laurel Ridge ES - HVAC and window replacement	2	Design	YES	\$8,300,000.00	\$633,320.09	\$315,050.09	\$8,300,000.00	+\$7,666,679.91	+\$7,984,949.91	+\$0.00	1.00

Project #	Project Name	Region	Project Phase	See Appendix B	Current Budget	Current Commitments	Current Expenditures	EAC	Budget - Commitments	Budget - Expenditures	Current Budget - EAC	CPR
36935	Woodridge ES - HVAC replacement	5	Design		\$7,300,000.00	\$335,070.00	\$0.00	\$7,300,000.00	+\$6,964,930.00	+\$7,300,000.00	+\$0.00	1.00
37035	Chesnut ES - HVAC replacement	1	Design		\$6,400,000.00	\$293,760.00	\$0.00	\$6,400,000.00	+\$6,106,240.00	+\$6,400,000.00	+\$0.00	1.00
37135	Bus Parking Pavement	0	Completed		\$2,570,000.00	\$2,560,613.70	\$2,560,613.70	\$2,560,790.70	+\$9,386.30	+\$9,386.30	+\$9,209.30	1.00
37235	Ashford Park ES - Roof replacement	1	Closeout		\$1,400,000.00	\$1,346,800.00	\$992,339.93	\$1,400,000.00	+\$53,200.00	+\$407,660.07	+\$0.00	1.00
37335	Montgomery ES - Roof replacement	1	Cancelled	YES	\$0.00	\$0.00	\$0.00	\$0.00	+\$0.00	+\$0.00	+\$0.00	
37435	Brockett ES - Roof replacement	2	Construction		\$1,801,000.00	\$1,541,000.00	\$975,487.95	\$1,801,000.00	+\$260,000.00	+\$825,512.05	+\$0.00	1.00
37535	Wynbrooke ES - Roof replacement	3	Closeout		\$2,500,000.00	\$1,967,000.00	\$1,644,281.22	\$2,500,000.00	+\$533,000.00	+\$855,718.78	+\$0.00	1.00
37635	Browns Mill ES - Roof replacement	5	Cancelled	YES	\$0.00	\$0.00	\$0.00	\$0.00	+\$0.00	+\$0.00	+\$0.00	
37735	DeKalb Alternative / East Campus - Roof replacement	4	Closeout		\$3,400,000.00	\$2,316,000.00	\$1,407,169.76	\$3,400,000.00	+\$1,084,000.00	+\$1,992,830.24	+\$0.00	1.00
37835	Oak Grove ES - Roof replacement	2	Construction		\$1,741,000.00	\$1,481,000.00	\$1,073,323.80	\$1,741,000.00	+\$260,000.00	+\$667,676.20	+\$0.00	1.00
38135	Parking addition	0	Construction		\$2,433,026.00	\$0.00	\$0.00	\$2,433,026.00	+\$2,433,026.00	+\$2,433,026.00	+\$0.00	1.00
38235	Set-aside for Resurfacing Existing Parking at Parking Addition Schools	0	Non-Construction		\$7,500,000.00	\$0.00	\$0.00	\$7,500,000.00	+\$7,500,000.00	+\$7,500,000.00	+\$0.00	1.00
CIP Construction Projects - Total					\$389,037,554.00	\$207,050,629.68	\$150,733,111.34	\$389,028,344.70	+\$181,986,924.32	+\$238,304,442.66	+\$9,209.30	
District Managed Projects												
33135	Water Quality Set-Aside	0	Non-Construction		\$923,000.00	\$0.00	\$0.00	\$923,000.00	+\$923,000.00	+\$923,000.00	+\$0.00	1.00
37935	Update HVAC Controls	0	Planning	YES	\$4,500,000.00	\$0.00	\$0.00	\$4,500,000.00	+\$4,500,000.00	+\$4,500,000.00	+\$0.00	1.00
38035	Green Forrest Drive - Renovation	6	Construction	YES	\$6,000,000.00	\$220.00	\$220.00	\$6,000,000.00	+\$5,999,780.00	+\$5,999,780.00	+\$0.00	1.00
40135	Technology: ERP/Finance/HR System (Bond, Initial Capital)	0	Non-Construction		\$2,048,860.00	\$2,048,859.99	\$2,048,859.99	\$2,048,860.00	+\$0.01	+\$0.01	+\$0.00	1.00

Project #	Project Name	Region	Project Phase	See Appendix B	Current Budget	Current Commitments	Current Expenditures	EAC	Budget - Commitments	Budget - Expenditures	Current Budget - EAC	CPR
40235	Technology: ERP/Finance/HR System (Sales Tax and State Reimbursements)	0	Non-Construction		\$15,451,140.00	\$15,441,621.74	\$15,441,621.74	\$15,451,140.00	+\$9,518.26	+\$9,518.26	+\$0.00	1.00
41135	Technology: Computer Refresh A (Bond)	0	Non-Construction		\$13,000,000.00	\$12,958,876.40	\$12,958,876.40	\$13,000,000.00	+\$41,123.60	+\$41,123.60	+\$0.00	1.00
41235	Technology: Computer Refresh B (Sales Tax and State Reimbursements)	0	Non-Construction		\$13,181,169.00	\$10,241,819.87	\$10,799,362.01	\$13,181,169.00	+\$2,939,349.13	+\$2,381,806.99	+\$0.00	1.00
42135	Technology: Telecommunications Upgrade	0	Non-Construction		\$5,410,431.00	\$5,000,208.47	\$5,000,208.47	\$5,410,431.00	+\$410,222.53	+\$410,222.53	+\$0.00	1.00
43135	Technology: Safety and Security	0	Non-Construction		\$9,580,000.00	\$9,080,171.18	\$9,080,171.18	\$9,580,000.00	+\$499,828.82	+\$499,828.82	+\$0.00	1.00
44135	Technology: Active Boards A (Bonds)	0	Non-Construction		\$1,821,400.00	\$1,821,399.73	\$1,821,399.73	\$1,821,400.00	+\$0.27	+\$0.27	+\$0.00	1.00
44235	Technology: Active Boards B (Sales Tax and State Reimbursements)	0	Non-Construction		\$6,007,000.00	\$5,806,076.34	\$5,806,076.34	\$6,007,000.00	+\$200,923.66	+\$200,923.66	+\$0.00	1.00
45135	Technology Infrastructure	0	Non-Construction		\$5,000,000.00	\$3,369,099.26	\$3,369,099.26	\$5,000,000.00	+\$1,630,900.74	+\$1,630,900.74	+\$0.00	1.00
50135	School Bus Purchase A (Bond)	0	Non-Construction		\$20,452,710.00	\$20,386,642.00	\$20,386,642.00	\$20,452,710.00	+\$66,068.00	+\$66,068.00	+\$0.00	1.00
50235	School Bus Purchase B (Sales Tax and State Reimbursements)	0	Non-Construction		\$4,696,290.00	\$3,712,343.00	\$3,712,343.00	\$4,696,290.00	+\$983,947.00	+\$983,947.00	+\$0.00	1.00
51135	Support Vehicle Purchase	0	Non-Construction		\$1,558,000.00	\$1,469,010.00	\$1,469,010.00	\$1,558,000.00	+\$88,990.00	+\$88,990.00	+\$0.00	1.00
52135	Musical Instruments	0	Non-Construction		\$10,000,000.00	\$3,063,265.39	\$3,063,265.39	\$10,000,000.00	+\$6,936,734.61	+\$6,936,734.61	+\$0.00	1.00
53135	Portables	0	Non-Construction		\$2,436,168.95	\$2,436,168.95	\$2,436,168.95	\$2,436,168.95	+\$0.00	+\$0.00	+\$0.00	1.00
54135	Small Kitchen Equipment	0	Non-Construction		\$1,170,000.00	\$1,148,112.23	\$1,148,112.23	\$1,170,000.00	+\$21,887.77	+\$21,887.77	+\$0.00	1.00
60135	Bond Costs	0	Non-Construction		\$8,400,000.00	\$0.00	\$0.00	\$8,400,000.00	+\$8,400,000.00	+\$8,400,000.00	+\$0.00	1.00

Project #	Project Name	Region	Project Phase	See Appendix B	Current Budget	Current Commitments	Current Expenditures	EAC	Budget - Commitments	Budget - Expenditures	Current Budget - EAC	CPR
60235	SPLOST V Program Contingency	0	Non-Construction		\$88,626,093.09	\$0.00	\$0.00	\$88,626,093.09	+\$88,626,093.09	+\$88,626,093.09	+\$0.00	1.00
60335	DCSD Salary	0	Non-Construction		\$5,000,000.00	\$8,609,944.29	\$8,609,944.29	\$8,609,944.29	-\$3,609,944.29	-\$3,609,944.29	-\$3,609,944.29	0.58
60435	General Services - SPLOST V	0	Non-Construction		\$1,000,183.96	\$402,476.31	\$402,476.31	\$1,000,183.96	+\$597,707.65	+\$597,707.65	+\$0.00	1.00
60535	Program Consultants - SPLOST V	0	Non-Construction		\$15,000,000.00	\$12,442,817.89	\$12,442,817.89	\$15,000,000.00	+\$2,557,182.11	+\$2,557,182.11	+\$0.00	1.00
60635	Revenue Reserve	0	Non-Construction		\$0.00	\$0.00	\$0.00	\$0.00	+\$0.00	+\$0.00	+\$0.00	
District Managed Projects - Total					\$241,262,446.00	\$119,439,133.04	\$119,996,675.18	\$244,872,390.29	+\$121,823,312.96	+\$121,265,770.82	-\$3,609,944.29	
Overall - Total					\$630,300,000.00	\$326,489,762.72	\$270,729,786.52	\$633,900,734.99	\$303,810,237.28	+\$359,570,213.48	-\$3,600,734.99	

*** Project Phase shown in table reflect the bulk of the work / primary project. It is common on larger projects to have smaller scopes of work in construction earlier while the bulk of the work is still in design.

Capital Improvement Program
MONTHLY STATUS REPORT
MAY

COST REPORTS BY REGION



Tables 10A-10H: ESPLOST IV & V Region Reports for Project Cost Performance

Table 10A Region 0 - ESPLOST IV & V Project Cost Performance

Region	SPLOST	Project Name	Project #	Project Phase	Current Budget	Current Commitments	Current Expenditures	EAC	Budget - Commitments	Budget - Expenditures	Current Budget - EAC	CPR
CIP Construction Projects												
0	IV	Demolition - Demolition	90534	Completed	\$4,306,309.00	\$3,818,292.55	\$3,728,511.68	\$4,306,309.00	+\$488,016.45	+\$577,797.32	+\$0.00	1.00
0	IV	Early Learning Center	50234	Completed	\$2,682,284.00	\$2,113,392.04	\$1,999,587.12	\$2,682,284.00	+\$568,891.96	+\$682,696.88	+\$0.00	1.00
0	IV	John R. Lewis Elementary School Design	51634	Completed	\$631,150.86	\$506,198.00	\$555,322.50	\$631,150.86	+\$124,952.86	+\$75,828.36	+\$0.00	1.00
CIP Construction Projects - Total					\$7,619,743.86	\$6,437,882.59	\$6,283,421.30	\$7,619,743.86	+\$1,181,861.27	+\$1,336,322.56	+\$0.00	
District Managed Projects												
0	IV	SPLOST IV Program Contingency	99934	Non-Construction	\$2,210,750.71	\$0.00	\$0.00	\$2,210,750.71	+\$2,210,750.71	+\$2,210,750.71	+\$0.00	1.00
District Managed Projects - Total					\$2,210,750.71	\$0.00	\$0.00	\$2,210,750.71	+\$2,210,750.71	+\$2,210,750.71	+\$0.00	
SPLOST IV - Total					\$9,830,494.57	\$6,437,882.59	\$6,283,421.30	\$9,830,494.57	+\$3,392,611.98	+\$3,547,073.27	+\$0.00	
CIP Construction Projects												
0	V	Accessibility Improvements and Plumbing Fixtures at 4 schools	34135	Construction-Procure	\$1,593,000.00	\$179,155.00	\$154,713.44	\$1,593,000.00	+\$1,413,845.00	+\$1,438,286.56	+\$0.00	1.00
0	V	ADA Restroom Upgrades	34235	Construction	\$652,000.00	\$600,328.00	\$127,030.30	\$652,000.00	+\$51,672.00	+\$524,969.70	+\$0.00	1.00
0	V	Athletic Field Fencing for High Schools	11435	Construction-Procure	\$1,200,000.00	\$65,407.00	\$32,652.50	\$1,200,000.00	+\$1,134,593.00	+\$1,167,347.50	+\$0.00	1.00
0	V	Baseball Field Improvements at Druid Hills MS and Redan HS	30435	Design	\$2,000,000.00	\$0.00	\$0.00	\$2,000,000.00	+\$2,000,000.00	+\$2,000,000.00	+\$0.00	1.00
0	V	Bus Parking Pavement	37135	Completed	\$2,570,000.00	\$2,560,613.70	\$2,560,613.70	\$2,560,790.70	+\$9,386.30	+\$9,386.30	+\$9,209.30	1.00
0	V	Fence Installation A	11135	Closeout	\$862,459.00	\$406,588.00	\$406,588.00	\$862,459.00	+\$455,871.00	+\$455,871.00	+\$0.00	1.00
0	V	Fence Installation B	11235	Closeout	\$776,115.00	\$380,260.00	\$380,260.00	\$776,115.00	+\$395,855.00	+\$395,855.00	+\$0.00	1.00
0	V	Fence Installation C	11335	Closeout	\$1,126,957.00	\$376,088.00	\$376,088.00	\$1,126,957.00	+\$750,869.00	+\$750,869.00	+\$0.00	1.00

Table 10A Region 0 - ESPLOST IV & V Project Cost Performance

Region	SPLOST	Project Name	Project #	Project Phase	Current Budget	Current Commitments	Current Expenditures	EAC	Budget - Commitments	Budget - Expenditures	Current Budget - EAC	CPR
0	V	Life, Safety Set-aside	10935	Non-Construction	\$3,530,000.00	\$0.00	\$0.00	\$3,530,000.00	+\$3,530,000.00	+\$3,530,000.00	+\$0.00	1.00
0	V	Parking addition	38135	Construction	\$2,433,026.00	\$0.00	\$0.00	\$2,433,026.00	+\$2,433,026.00	+\$2,433,026.00	+\$0.00	1.00
0	V	Playground Replacement	31135	Completed	\$1,311,000.00	\$1,311,000.00	\$1,255,163.30	\$1,311,000.00	+\$0.00	+\$55,836.70	+\$0.00	1.00
0	V	Plumbing Fixture Replacement	32135	Closeout	\$1,917,000.00	\$412,531.00	\$412,531.00	\$1,917,000.00	+\$1,504,469.00	+\$1,504,469.00	+\$0.00	1.00
0	V	Security Vestibules A	11535	Construction	\$2,910,902.00	\$2,780,722.55	\$221,531.08	\$2,910,902.00	+\$130,179.45	+\$2,689,370.92	+\$0.00	1.00
0	V	Security Vestibules B	11635	Construction	\$2,390,902.00	\$2,036,874.00	\$251,785.00	\$2,390,902.00	+\$354,028.00	+\$2,139,117.00	+\$0.00	1.00
0	V	Set aside for additional contingency for Capital Renewal projects	36735	Non-Construction	\$2,600,000.00	\$0.00	\$0.00	\$2,600,000.00	+\$2,600,000.00	+\$2,600,000.00	+\$0.00	1.00
0	V	Set-aside for Resurfacing Existing Parking at Parking Addition Schools	38235	Non-Construction	\$7,500,000.00	\$0.00	\$0.00	\$7,500,000.00	+\$7,500,000.00	+\$7,500,000.00	+\$0.00	1.00
0	V	Sprinkler Installation A	10135	Design	\$8,676,915.00	\$220.00	\$220.00	\$8,676,915.00	+\$8,676,695.00	+\$8,676,695.00	+\$0.00	1.00
0	V	Sprinkler Installation B	10235	Design	\$9,671,848.00	\$220.00	\$220.00	\$9,671,848.00	+\$9,671,628.00	+\$9,671,628.00	+\$0.00	1.00
0	V	Sprinkler Installation C	10335	Design	\$10,090,355.00	\$0.00	\$0.00	\$10,090,355.00	+\$10,090,355.00	+\$10,090,355.00	+\$0.00	1.00
0	V	Turf Installation A	30135	Closeout	\$7,506,111.00	\$6,604,079.74	\$5,021,142.68	\$7,506,111.00	+\$902,031.26	+\$2,484,968.32	+\$0.00	1.00
0	V	Turf Installation B	30235	Construction	\$7,511,111.00	\$6,779,997.00	\$6,245,623.39	\$7,511,111.00	+\$731,114.00	+\$1,265,487.61	+\$0.00	1.00
CIP Construction Projects - Total					\$78,829,701.00	\$24,494,083.99	\$17,446,162.39	\$78,820,491.70	+\$54,335,617.01	+\$61,383,538.61	+\$9,209.30	
District Managed Projects												
0	V	Bond Costs	60135	Non-Construction	\$8,400,000.00	\$0.00	\$0.00	\$8,400,000.00	+\$8,400,000.00	+\$8,400,000.00	+\$0.00	1.00
0	V	DCSD Salary	60335	Non-Construction	\$5,000,000.00	\$8,609,944.29	\$8,609,944.29	\$8,609,944.29	-\$3,609,944.29	-\$3,609,944.29	\$3,609,944.29	0.58
0	V	General Services - SPLOST V	60435	Non-Construction	\$1,000,183.96	\$402,476.31	\$402,476.31	\$1,000,183.96	+\$597,707.65	+\$597,707.65	+\$0.00	1.00
0	V	Musical Instruments	52135	Non-Construction	\$10,000,000.00	\$3,063,265.39	\$3,063,265.39	\$10,000,000.00	+\$6,936,734.61	+\$6,936,734.61	+\$0.00	1.00
0	V	Portables	53135	Non-Construction	\$2,436,168.95	\$2,436,168.95	\$2,436,168.95	\$2,436,168.95	+\$0.00	+\$0.00	+\$0.00	1.00

Table 10A Region 0 - ESPLOST IV & V Project Cost Performance

Region	SPLOST	Project Name	Project #	Project Phase	Current Budget	Current Commitments	Current Expenditures	EAC	Budget - Commitments	Budget - Expenditures	Current Budget - EAC	CPR
0	V	Program Consultants - SPLOST V	60535	Non-Construction	\$15,000,000.00	\$12,442,817.89	\$12,442,817.89	\$15,000,000.00	+\$2,557,182.11	+\$2,557,182.11	+\$0.00	1.00
0	V	School Bus Purchase A (Bond)	50135	Non-Construction	\$20,452,710.00	\$20,386,642.00	\$20,386,642.00	\$20,452,710.00	+\$66,068.00	+\$66,068.00	+\$0.00	1.00
0	V	School Bus Purchase B (Sales Tax and State Reimbursements)	50235	Non-Construction	\$4,696,290.00	\$3,712,343.00	\$3,712,343.00	\$4,696,290.00	+\$983,947.00	+\$983,947.00	+\$0.00	1.00
0	V	Small Kitchen Equipment	54135	Non-Construction	\$1,170,000.00	\$1,148,112.23	\$1,148,112.23	\$1,170,000.00	+\$21,887.77	+\$21,887.77	+\$0.00	1.00
0	V	SPLOST V Program Contingency	60235	Non-Construction	\$88,626,093.09	\$0.00	\$0.00	\$88,626,093.09	+\$88,626,093.09	+\$88,626,093.09	+\$0.00	1.00
0	V	Support Vehicle Purchase	51135	Non-Construction	\$1,558,000.00	\$1,469,010.00	\$1,469,010.00	\$1,558,000.00	+\$88,990.00	+\$88,990.00	+\$0.00	1.00
0	V	Technology Infrastructure	45135	Non-Construction	\$5,000,000.00	\$3,369,099.26	\$3,369,099.26	\$5,000,000.00	+\$1,630,900.74	+\$1,630,900.74	+\$0.00	1.00
0	V	Technology: Active Boards A (Bonds)	44135	Non-Construction	\$1,821,400.00	\$1,821,399.73	\$1,821,399.73	\$1,821,400.00	+\$0.27	+\$0.27	+\$0.00	1.00
0	V	Technology: Active Boards B (Sales Tax and State Reimbursements)	44235	Non-Construction	\$6,007,000.00	\$5,806,076.34	\$5,806,076.34	\$6,007,000.00	+\$200,923.66	+\$200,923.66	+\$0.00	1.00
0	V	Technology: Computer Refresh A (Bond)	41135	Non-Construction	\$13,000,000.00	\$12,958,876.40	\$12,958,876.40	\$13,000,000.00	+\$41,123.60	+\$41,123.60	+\$0.00	1.00
0	V	Technology: Computer Refresh B (Sales Tax and State Reimbursements)	41235	Non-Construction	\$13,181,169.00	\$10,241,819.87	\$10,799,362.01	\$13,181,169.00	+\$2,939,349.13	+\$2,381,806.99	+\$0.00	1.00
0	V	Technology: ERP/Finance/HR System (Bond, Initial Capital)	40135	Non-Construction	\$2,048,860.00	\$2,048,859.99	\$2,048,859.99	\$2,048,860.00	+\$0.01	+\$0.01	+\$0.00	1.00
0	V	Technology: ERP/Finance/HR System (Sales Tax and State Reimbursements)	40235	Non-Construction	\$15,451,140.00	\$15,441,621.74	\$15,441,621.74	\$15,451,140.00	+\$9,518.26	+\$9,518.26	+\$0.00	1.00
0	V	Technology: Safety and Security	43135	Non-Construction	\$9,580,000.00	\$9,080,171.18	\$9,080,171.18	\$9,580,000.00	+\$499,828.82	+\$499,828.82	+\$0.00	1.00
0	V	Technology: Telecommunications Upgrade	42135	Non-Construction	\$5,410,431.00	\$5,000,208.47	\$5,000,208.47	\$5,410,431.00	+\$410,222.53	+\$410,222.53	+\$0.00	1.00

Table 10A Region 0 - ESPLOST IV & V Project Cost Performance

Region	SPLOST	Project Name	Project #	Project Phase	Current Budget	Current Commitments	Current Expenditures	EAC	Budget - Commitments	Budget - Expenditures	Current Budget - EAC	CPR
0	V	Update HVAC Controls	37935	Planning	\$4,500,000.00	\$0.00	\$0.00	\$4,500,000.00	+\$4,500,000.00	+\$4,500,000.00	+\$0.00	1.00
0	V	Water Quality Set-Aside	33135	Non-Construction	\$923,000.00	\$0.00	\$0.00	\$923,000.00	+\$923,000.00	+\$923,000.00	+\$0.00	1.00
District Managed Projects - Total					\$235,262,446.00	\$119,438,913.04	\$119,996,455.18	\$238,872,390.29	+\$115,823,532.96	+\$115,265,990.82	-	
SPLOST V - Total					\$314,092,147.00	\$143,932,997.03	\$137,442,617.57	\$317,692,881.99	+\$170,159,149.97	+\$176,649,529.43	-	\$3,600,734.99
<i>EAC = Estimate at Completion</i>												

Table 10B Region 1 - ESPLOST IV & V Project Cost Performance

Region	SPLOST	Project Name	Project #	Project Phase	Current Budget	Current Commitments	Current Expenditures	EAC	Budget - Commitments	Budget - Expenditures	Current Budget - EAC	CPR
CIP Construction Projects												
1	IV	Ashford Park ES - Capital Renewal - Code Requirements	40034	Completed	\$840,349.00	\$834,223.35	\$825,033.44	\$840,349.00	+\$6,125.65	+\$15,315.56	+\$0.00	1.00
1	IV	Austin Elementary School Replacement	50134	Completed	\$25,673,326.00	\$25,684,427.87	\$24,972,305.36	\$25,673,326.00	-\$11,101.87	+\$701,020.64	+\$0.00	1.00
1	IV	Cary Reynolds Elementary School ADA/Capital Renewal/Code Requirements	10334	Completed	\$1,282,786.48	\$1,282,041.10	\$1,281,761.10	\$1,282,786.48	+\$745.38	+\$1,025.38	+\$0.00	1.00
1	IV	Cross Keys North ES Site Adaptation and Construction Administration Services	51934	Completed	\$645,000.00	\$592,645.00	\$440,263.50	\$645,000.00	+\$52,355.00	+\$204,736.50	+\$0.00	1.00
1	IV	Doraville Drivers Ed - Capital Renewal	31134	Completed	\$227,614.82	\$233,154.10	\$227,875.18	\$227,614.82	-\$5,539.28	-\$260.36	+\$0.00	1.00
1	IV	Dresden Elementary School ADA/Capital Renewal	10634	Completed	\$1,833,180.25	\$1,824,555.17	\$1,804,810.90	\$1,833,180.25	+\$8,625.08	+\$28,369.35	+\$0.00	1.00
1	IV	Hightower ES - Capital Renewal	31334	Construction	\$2,128,573.56	\$1,787,292.35	\$837,487.15	\$2,128,573.56	+\$341,281.21	+\$1,291,086.41	+\$0.00	1.00
1	IV	Oakcliff ES - Capital Renewal-Code Requirements	42334	Completed	\$1,441,539.04	\$1,441,539.04	\$1,440,042.63	\$1,441,539.04	+\$0.00	+\$1,496.41	+\$0.00	1.00
CIP Construction Projects - Total					\$34,072,369.15	\$33,679,877.98	\$31,829,579.26	\$34,072,369.15	+\$392,491.17	+\$2,242,789.89	+\$0.00	
SPLOST IV - Total					\$34,072,369.15	\$33,679,877.98	\$31,829,579.26	\$34,072,369.15	+\$392,491.17	+\$2,242,789.89	+\$0.00	
CIP Construction Projects												
1	V	Ashford Park ES - Roof replacement	37235	Closeout	\$1,400,000.00	\$1,346,800.00	\$992,339.93	\$1,400,000.00	+\$53,200.00	+\$407,660.07	+\$0.00	1.00
1	V	Cary Reynolds ES - Roof and HVAC component replacement, security vestibule	35635	Design	\$5,635,000.00	\$237,260.00	\$12,040.00	\$5,635,000.00	+\$5,397,740.00	+\$5,622,960.00	+\$0.00	1.00
1	V	Chamblee HS - Turf installation	21235	Construction	\$750,000.00	\$1,728,369.00	\$401,767.00	\$750,000.00	-\$978,369.00	+\$348,233.00	+\$0.00	1.00
1	V	Chesnut ES - HVAC replacement	37035	Design	\$6,400,000.00	\$293,760.00	\$0.00	\$6,400,000.00	+\$6,106,240.00	+\$6,400,000.00	+\$0.00	1.00
1	V	Cross Keys HS	20135	Deferred * (See Appendix B)	\$3,080,000.00	\$1,354,868.00	\$89,294.70	\$3,080,000.00	+\$1,725,132.00	+\$2,990,705.30	+\$0.00	1.00
1	V	Doraville United ES	22235	Completed	\$38,660,472.00	\$38,274,925.10	\$38,179,019.98	\$38,660,472.00	+\$385,546.90	+\$481,452.02	+\$0.00	1.00

Table 10B Region 1 - ESPLOST IV & V Project Cost Performance

Region	SPLOST	Project Name	Project #	Project Phase	Current Budget	Current Commitments	Current Expenditures	EAC	Budget - Commitments	Budget - Expenditures	Current Budget - EAC	CPR
1	V	Dresden ES - Replacement Elementary School	36235	Design	\$3,570,000.00	\$159,000.00	\$22,000.00	\$3,570,000.00	+\$3,411,000.00	+\$3,548,000.00	+\$0.00	1.00
1	V	Dunwoody HS - Turf & track installation	21535	Closeout	\$2,300,000.00	\$2,031,393.47	\$1,207,813.47	\$2,300,000.00	+\$268,606.53	+\$1,092,186.53	+\$0.00	1.00
1	V	John Lewis ES - New 900-Seat Prototype ES	22135	Completed	\$31,700,000.00	\$31,476,779.67	\$30,934,810.67	\$31,700,000.00	+\$223,220.33	+\$765,189.33	+\$0.00	1.00
1	V	Kingsley ES - HVAC replacement, fire sprinkler installation	36335	Design	\$2,610,000.00	\$113,457.00	\$32,500.00	\$2,610,000.00	+\$2,496,543.00	+\$2,577,500.00	+\$0.00	1.00
1	V	Kittredge Magnet at Nancy Creek - HVAC replacement, fire sprinklers	35335	Construction-Procure	\$8,500,000.00	\$630,782.10	\$496,211.05	\$8,500,000.00	+\$7,869,217.90	+\$8,003,788.95	+\$0.00	1.00
1	V	New Cross Keys HS	21435	Design	\$1,250,000.00	\$4,038,831.00	\$1,227,196.50	\$1,250,000.00	-\$2,788,831.00	+\$22,803.50	+\$0.00	1.00
1	V	New Dunwoody Chamblee Elementary School	22435	Construction	\$36,550,000.00	\$31,953,528.00	\$1,349,281.60	\$36,550,000.00	+\$4,596,472.00	+\$35,200,718.40	+\$0.00	1.00
1	V	Peachtree MS	20335	Completed	\$350,000.00	\$228,090.33	\$228,090.33	\$350,000.00	+\$121,909.67	+\$121,909.67	+\$0.00	1.00
CIP Construction Projects - Total					\$142,755,472.00	\$113,867,843.67	\$75,172,365.23	\$142,755,472.00	+\$28,887,628.33	+\$67,583,106.77	+\$0.00	
SPLOST V - Total					\$142,755,472.00	\$113,867,843.67	\$75,172,365.23	\$142,755,472.00	+\$28,887,628.33	+\$67,583,106.77	+\$0.00	
EAC = Estimate at Completion												

Table 10C Region 2 - ESPLOST IV & V Project Cost Performance

Region	SPLOST	Project Name	Project #	Project Phase	Current Budget	Current Commitments	Current Expenditures	EAC	Budget - Commitments	Budget - Expenditures	Current Budget - EAC	CPR
CIP Construction Projects												
2	IV	Comprehensive Arts School at former Avondale MS	51034	Deferred	\$11,127,167.00	\$715,505.31	\$371,661.56	\$11,127,167.00	+\$10,411,661.69	+\$10,755,505.44	+\$0.00	1.00
2	IV	Coralwood Diagnostic Center Addition (Associated With Project 421-213)	51134	Completed	\$8,094,210.00	\$6,712,811.24	\$6,682,954.74	\$8,094,210.00	+\$1,381,398.76	+\$1,411,255.26	+\$0.00	1.00
2	IV	Henderson Mill ES - Capital Renewal - Code Requirements	41534	Completed	\$1,003,255.00	\$1,000,013.56	\$983,924.61	\$1,003,255.00	+\$3,241.44	+\$19,330.39	+\$0.00	1.00
2	IV	International Student Center - Capital Renewal	31434	Completed	\$939,467.02	\$211,503.77	\$60,679.50	\$939,467.02	+\$727,963.25	+\$878,787.52	+\$0.00	1.00
2	IV	Laurel Ridge Elementary School ADA/Capital Renewal/Code Requirements	11834	Completed	\$315,239.38	\$313,259.38	\$313,259.18	\$315,239.38	+\$1,980.00	+\$1,980.20	+\$0.00	1.00
2	IV	Livsey ES - Capital Renewal - Code Requirements	41834	Completed	\$1,131,680.48	\$1,120,914.80	\$1,120,094.80	\$1,131,680.48	+\$10,765.68	+\$11,585.68	+\$0.00	1.00
2	IV	Margaret Harris Comprehensive School - Code Requirements	41934	Completed	\$127,079.88	\$126,934.89	\$126,632.71	\$127,079.88	+\$144.99	+\$447.17	+\$0.00	1.00
2	IV	McLendon ES - Capital Renewal-Code Requirements	42034	Completed	\$251,230.46	\$251,230.46	\$254,423.00	\$251,230.46	+\$0.00	-\$3,192.54	+\$0.00	1.00
2	IV	Pleasantdale Elementary School Replacement	50734	Completed	\$28,569,834.68	\$26,960,402.74	\$21,432,372.74	\$28,569,834.68	+\$1,609,431.94	+\$7,137,461.94	+\$0.00	1.00
2	IV	Smoke Rise Elementary School Replacement	50934	Closeout	\$30,011,279.00	\$27,219,367.59	\$27,163,363.13	\$30,011,279.00	+\$2,791,911.41	+\$2,847,915.87	+\$0.00	1.00
2	IV	Warren Tech HVAC (Associated With 421-129)	00334	Completed	\$2,815,114.00	\$1,915,869.01	\$1,634,849.01	\$2,815,114.00	+\$899,244.99	+\$1,180,264.99	+\$0.00	1.00
CIP Construction Projects - Total					\$84,385,556.90	\$66,547,812.75	\$60,144,214.98	\$84,385,556.90	+\$17,837,744.15	+\$24,241,341.92	+\$0.00	
SPLOST IV - Total					\$84,385,556.90	\$66,547,812.75	\$60,144,214.98	\$84,385,556.90	+\$17,837,744.15	+\$24,241,341.92	+\$0.00	
CIP Construction Projects												
2	V	Briar Vista ES - Roof replacement, security vestibule, accessibility improvements	35735	Design	\$4,160,000.00	\$172,640.00	\$8,740.00	\$4,160,000.00	+\$3,987,360.00	+\$4,151,260.00	+\$0.00	1.00
2	V	Brockett ES - Roof replacement	37435	Construction	\$1,801,000.00	\$1,541,000.00	\$975,487.95	\$1,801,000.00	+\$260,000.00	+\$825,512.05	+\$0.00	1.00

Table 10C Region 2 - ESPLOST IV & V Project Cost Performance

Region	SPLOST	Project Name	Project #	Project Phase	Current Budget	Current Commitments	Current Expenditures	EAC	Budget - Commitments	Budget - Expenditures	Current Budget - EAC	CPR
2	V	Druid Hills HS - Security Vestibule, Fire Sprinkler, Accessibility Improvements	12135	Construction	\$2,358,566.00	\$653,735.03	\$509,430.21	\$2,358,566.00	+\$1,704,830.97	+\$1,849,135.79	+\$0.00	1.00
2	V	Druid Hills MS - Security vestibule, plumbing fixture replacement	34335	Design	\$1,560,667.00	\$64,226.28	\$0.00	\$1,560,667.00	+\$1,496,440.72	+\$1,560,667.00	+\$0.00	1.00
2	V	Former John Lewis Facility	34535	Completed	\$1,607,790.00	\$1,374,735.00	\$1,314,907.55	\$1,607,790.00	+\$233,055.00	+\$292,882.45	+\$0.00	1.00
2	V	Hawthorne ES - HVAC replacement, plumbing improvements	36435	Design	\$4,510,000.00	\$201,000.00	\$27,000.00	\$4,510,000.00	+\$4,309,000.00	+\$4,483,000.00	+\$0.00	1.00
2	V	Henderson Mill ES - Roof replacement, plumbing, HVAC components	35135	Design-Procurement	\$7,020,000.00	\$0.00	\$0.00	\$7,020,000.00	+\$7,020,000.00	+\$7,020,000.00	+\$0.00	1.00
2	V	Lakeside HS - Turf & Track Installation	21635	Construction	\$1,395,000.00	\$2,295,070.00	\$404,295.00	\$1,395,000.00	-\$900,070.00	+\$990,705.00	+\$0.00	1.00
2	V	Laurel Ridge ES - HVAC and window replacement	36835	Design	\$8,300,000.00	\$633,320.09	\$315,050.09	\$8,300,000.00	+\$7,666,679.91	+\$7,984,949.91	+\$0.00	1.00
2	V	Livsey ES - HVAC replacement	35935	Deferred * (See Appendix B)	\$6,000,000.00	\$0.00	\$0.00	\$6,000,000.00	+\$6,000,000.00	+\$6,000,000.00	+\$0.00	1.00
2	V	Midvale ES - Accessibility improvements, fire sprinklers	34435	Design	\$1,984,549.00	\$122,065.00	\$66,050.00	\$1,984,549.00	+\$1,862,484.00	+\$1,918,499.00	+\$0.00	1.00
2	V	New Sequoyah MS & HS (Design Only)	21735	Planning	\$10,000,000.00	\$0.00	\$0.00	\$10,000,000.00	+\$10,000,000.00	+\$10,000,000.00	+\$0.00	1.00
2	V	Oak Grove ES - Roof replacement	37835	Construction	\$1,741,000.00	\$1,481,000.00	\$1,073,323.80	\$1,741,000.00	+\$260,000.00	+\$667,676.20	+\$0.00	1.00
CIP Construction Projects - Total					\$52,438,572.00	\$8,538,791.40	\$4,694,284.60	\$52,438,572.00	+\$43,899,780.60	+\$47,744,287.40	+\$0.00	
SPLOST V - Total					\$52,438,572.00	\$8,538,791.40	\$4,694,284.60	\$52,438,572.00	+\$43,899,780.60	+\$47,744,287.40	+\$0.00	

EAC = Estimate at Completion

Table 10D Region 3 - ESPLOST IV & V Project Cost Performance

Region	SPLOST	Project Name	Project #	Project Phase	Current Budget	Current Commitments	Current Expenditures	EAC	Budget - Commitments	Budget - Expenditures	Current Budget - EAC	CPR
CIP Construction Projects												
3	IV	Eagle Woods Academy - GNETS Facility	13934	Completed	\$2,086,324.00	\$2,072,849.54	\$2,071,949.54	\$2,086,324.00	+\$13,474.46	+\$14,374.46	+\$0.00	1.00
3	IV	Lithonia Middle School ADA/Capital Renewal	11934	Completed	\$352,871.00	\$352,081.00	\$352,081.00	\$352,871.00	+\$790.00	+\$790.00	+\$0.00	1.00
3	IV	Pine Ridge ES - Capital Renewal-Code Requirements	42434	Completed	\$2,503,955.80	\$2,428,955.80	\$2,428,955.80	\$2,503,955.80	+\$75,000.00	+\$75,000.00	+\$0.00	1.00
3	IV	Redan Elementary School ADA/Capital Renewal	12634	Completed	\$2,929,159.52	\$2,863,776.64	\$2,863,776.64	\$2,929,159.52	+\$65,382.88	+\$65,382.88	+\$0.00	1.00
3	IV	Rock Chapel ES - Capital Renewal	32334	Completed	\$720,640.00	\$720,640.00	\$720,640.00	\$720,640.00	+\$0.00	+\$0.00	+\$0.00	1.00
3	IV	Stephenson HS - Capital Renewal	32934	Completed	\$2,422,000.00	\$2,426,040.00	\$2,422,000.00	\$2,422,000.00	-\$4,040.00	+\$0.00	+\$0.00	1.00
CIP Construction Projects - Total					\$11,014,950.32	\$10,864,342.98	\$10,859,402.98	\$11,014,950.32	+\$150,607.34	+\$155,547.34	+\$0.00	
SPLOST IV - Total					\$11,014,950.32	\$10,864,342.98	\$10,859,402.98	\$11,014,950.32	+\$150,607.34	+\$155,547.34	+\$0.00	
CIP Construction Projects												
3	V	E. L. Miller ES - HVAC replacement	35435	Construction-Procure	\$7,200,000.00	\$369,764.82	\$312,321.54	\$7,200,000.00	+\$6,830,235.18	+\$6,887,678.46	+\$0.00	1.00
3	V	Redan MS - Restroom and plumbing fixture replacement, fire sprinklers and improved assisted toileting area	32235	Construction-Procure	\$3,280,587.00	\$168,355.00	\$143,101.25	\$3,280,587.00	+\$3,112,232.00	+\$3,137,485.75	+\$0.00	1.00
3	V	Rock Chapel ES - HVAC replacement	36635	Design	\$3,210,000.00	\$170,640.00	\$96,727.50	\$3,210,000.00	+\$3,039,360.00	+\$3,113,272.50	+\$0.00	1.00
3	V	Stoneview ES - HVAC components, roof replacement, site improvements	35535	Construction-Procure	\$4,860,000.00	\$369,406.38	\$318,427.94	\$4,860,000.00	+\$4,490,593.62	+\$4,541,572.06	+\$0.00	1.00
3	V	Wynbrooke ES - Roof replacement	37535	Closeout	\$2,500,000.00	\$1,967,000.00	\$1,644,281.22	\$2,500,000.00	+\$533,000.00	+\$855,718.78	+\$0.00	1.00
CIP Construction Projects - Total					\$21,050,587.00	\$3,045,166.20	\$2,514,859.45	\$21,050,587.00	+\$18,005,420.80	+\$18,535,727.55	+\$0.00	
SPLOST V - Total					\$21,050,587.00	\$3,045,166.20	\$2,514,859.45	\$21,050,587.00	+\$18,005,420.80	+\$18,535,727.55	+\$0.00	
<i>EAC = Estimate at Completion</i>												

Table 10E Region 4 - ESPLOST IV & V Project Cost Performance

Region	SPLOST	Project Name	Project #	Project Phase	Current Budget	Current Commitments	Current Expenditures	EAC	Budget - Commitments	Budget - Expenditures	Current Budget - EAC	CPR
CIP Construction Projects												
4	IV	Allgood ES - Capital Renewal	30034	Completed	\$1,360,061.29	\$1,359,061.30	\$1,333,335.24	\$1,360,061.29	+\$999.99	+\$26,726.05	+\$0.00	1.00
4	IV	Champion MS - Capital Renewal	30634	Completed	\$537,510.74	\$534,178.16	\$512,391.54	\$537,510.74	+\$3,332.58	+\$25,119.20	+\$0.00	1.00
4	IV	Rockbridge Elementary School Replacement	50834	Completed	\$20,941,959.59	\$20,767,117.23	\$20,782,706.54	\$20,941,959.59	+\$174,842.36	+\$159,253.05	+\$0.00	1.00
4	IV	Stone Mountain High School Renovations	51534	Completed	\$9,306,773.77	\$9,295,514.27	\$9,297,009.27	\$9,306,773.47	+\$11,259.50	+\$9,764.50	+\$0.30	1.00
CIP Construction Projects - Total					\$32,146,305.39	\$31,955,870.96	\$31,925,442.59	\$32,146,305.09	+\$190,434.43	+\$220,862.80	+\$0.30	
SPLOST IV - Total					\$32,146,305.39	\$31,955,870.96	\$31,925,442.59	\$32,146,305.09	+\$190,434.43	+\$220,862.80	+\$0.30	
CIP Construction Projects												
4	V	Champion Theme MS - HVAC component replacement, fire sprinkler installation	35835	Design	\$6,063,000.00	\$300,120.00	\$133,739.28	\$6,063,000.00	+\$5,762,880.00	+\$5,929,260.72	+\$0.00	1.00
4	V	Clarkston HS -Turf and track installation, security vestibule, accessibility improvements	21335	Design	\$1,650,000.00	\$1,366,332.00	\$1,304,832.00	\$1,650,000.00	+\$283,668.00	+\$345,168.00	+\$0.00	1.00
4	V	DeKalb Alternative / East Campus - Roof replacement	37735	Closeout	\$3,400,000.00	\$2,316,000.00	\$1,407,169.76	\$3,400,000.00	+\$1,084,000.00	+\$1,992,830.24	+\$0.00	1.00
4	V	Freedom MS - Security vestibule	20235	Construction	\$500,000.00	\$386,658.50	\$28,481.06	\$500,000.00	+\$113,341.50	+\$471,518.94	+\$0.00	1.00
4	V	Hambrick ES - Security vestibule, fire sprinkler & one special ED restroom	12235	Construction	\$1,812,972.00	\$1,244,983.88	\$233,542.01	\$1,812,972.00	+\$567,988.12	+\$1,579,429.99	+\$0.00	1.00
4	V	Indian Creek ES - Tear Down and Rebuild of New 1200-Seat Prototype ES	22335	Closeout	\$42,840,000.00	\$39,943,660.55	\$39,211,771.05	\$42,840,000.00	+\$2,896,339.45	+\$3,628,228.95	+\$0.00	1.00
CIP Construction Projects - Total					\$56,265,972.00	\$45,557,754.93	\$42,319,535.16	\$56,265,972.00	+\$10,708,217.07	+\$13,946,436.84	+\$0.00	
SPLOST V - Total					\$56,265,972.00	\$45,557,754.93	\$42,319,535.16	\$56,265,972.00	+\$10,708,217.07	+\$13,946,436.84	+\$0.00	

EAC = Estimate at Completion

Table 10F Region 5 - ESPLOST IV & V Project Cost Performance

Region	SPLOST	Project Name	Project #	Project Phase	Current Budget	Current Commitments	Current Expenditures	EAC	Budget - Commitments	Budget - Expenditures	Current Budget - EAC	CPR
CIP Construction Projects												
5	IV	Chapel Hill ES - Capital Renewal	30734	Completed	\$1,654,998.65	\$1,648,836.18	\$1,648,836.18	\$1,654,998.65	+\$6,162.47	+\$6,162.47	+\$0.00	1.00
5	IV	Chapel Hill Middle School ADA/Capital Renewal	10534	Completed	\$151,575.28	\$151,575.28	\$151,575.28	\$151,575.28	+\$0.00	+\$0.00	+\$0.00	1.00
5	IV	Fairington Elementary School ADA/Capital Renewal/Code Requirement	10934	Completed	\$340,881.00	\$339,701.00	\$339,701.00	\$340,881.00	+\$1,180.00	+\$1,180.00	+\$0.00	1.00
5	IV	Miller Grove Middle School ADA/Capital Renewal	12234	Completed	\$11,034,327.20	\$10,954,697.36	\$10,946,338.36	\$11,034,327.20	+\$79,629.84	+\$87,988.84	+\$0.00	1.00
5	IV	Murphey Candler Elementary School ADA/Capital Renewal	12434	Completed	\$338,097.40	\$338,097.40	\$338,097.40	\$338,097.40	+\$0.00	+\$0.00	+\$0.00	1.00
5	IV	Narvie Harris ES - Capital Renewal	32134	Completed	\$708,189.44	\$671,445.20	\$669,905.20	\$708,189.44	+\$36,744.24	+\$38,284.24	+\$0.00	1.00
5	IV	Southwest DeKalb High School Addition	00234	Completed	\$21,860,246.00	\$21,799,754.83	\$20,884,978.71	\$21,860,246.00	+\$60,491.17	+\$975,267.29	+\$0.00	1.00
5	IV	Woodridge ES - Capital Renewal - Code Requirements	43034	Completed	\$301,452.02	\$301,452.02	\$301,452.02	\$301,452.02	+\$0.00	+\$0.00	+\$0.00	1.00
CIP Construction Projects - Total					\$36,389,766.99	\$36,205,559.27	\$35,280,884.15	\$36,389,766.99	+\$184,207.72	+\$1,108,882.84	+\$0.00	
SPLOST IV - Total					\$36,389,766.99	\$36,205,559.27	\$35,280,884.15	\$36,389,766.99	+\$184,207.72	+\$1,108,882.84	+\$0.00	
CIP Construction Projects												
5	V	Fairington ES - Roof and plumbing fixture replacement, site improvements	36135	Construction-Procure	\$2,439,000.00	\$125,166.00	\$106,390.50	\$2,439,000.00	+\$2,313,834.00	+\$2,332,609.50	+\$0.00	1.00
5	V	Salem MS - HVAC replacement	36535	Construction-Procure	\$4,530,000.00	\$238,250.00	\$202,512.50	\$4,530,000.00	+\$4,291,750.00	+\$4,327,487.50	+\$0.00	1.00
5	V	Woodridge ES - HVAC replacement	36935	Design	\$7,300,000.00	\$335,070.00	\$0.00	\$7,300,000.00	+\$6,964,930.00	+\$7,300,000.00	+\$0.00	1.00
CIP Construction Projects - Total					\$14,269,000.00	\$698,486.00	\$308,903.00	\$14,269,000.00	+\$13,570,514.00	+\$13,960,097.00	+\$0.00	
SPLOST V - Total					\$14,269,000.00	\$698,486.00	\$308,903.00	\$14,269,000.00	+\$13,570,514.00	+\$13,960,097.00	+\$0.00	
<i>EAC = Estimate at Completion</i>												

Table 10G Region 6 - ESPLOST IV & V Project Cost Performance

Region	SPLOST	Project Name	Project #	Project Phase	Current Budget	Current Commitments	Current Expenditures	EAC	Budget - Commitments	Budget - Expenditures	Current Budget - EAC	CPR
CIP Construction Projects												
6	IV	Canby Lane Elementary School ADA/Capital Renewal/Code Requirements	10234	Completed	\$3,829,394.94	\$3,817,419.94	\$3,816,347.94	\$3,829,394.94	+\$11,975.00	+\$13,047.00	+\$0.00	1.00
6	IV	Columbia ES - Capital Renewal	30834	Completed	\$989,136.63	\$989,136.63	\$989,136.63	\$989,136.63	+\$0.00	+\$0.00	+\$0.00	1.00
6	IV	Columbia MS - Capital Renewal	30934	Completed	\$32,218.70	\$33,054.00	\$32,218.80	\$32,218.70	-\$835.30	-\$0.10	+\$0.00	1.00
6	IV	Rowland Elementary School ADA/Capital Renewal	12734	Completed	\$192,810.21	\$192,810.21	\$192,810.21	\$192,810.21	+\$0.00	+\$0.00	+\$0.00	1.00
6	IV	Snapfinger ES - Capital Renewal - Code Requirements	42834	Completed	\$191,751.26	\$191,751.26	\$191,751.26	\$191,751.26	+\$0.00	+\$0.00	+\$0.00	1.00
CIP Construction Projects - Total					\$5,235,311.74	\$5,224,172.04	\$5,222,264.84	\$5,235,311.74	+\$11,139.70	+\$13,046.90	+\$0.00	
District Managed Projects												
6	IV	Towers HS - Culinary Arts Lab	33434	Design	\$3,770,450.59	\$1,103,467.66	\$961,863.66	\$3,770,450.59	+\$2,666,982.93	+\$2,808,586.93	+\$0.00	1.00
District Managed Projects - Total					\$3,770,450.59	\$1,103,467.66	\$961,863.66	\$3,770,450.59	+\$2,666,982.93	+\$2,808,586.93	+\$0.00	
SPLOST IV - Total					\$9,005,762.33	\$6,327,639.70	\$6,184,128.50	\$9,005,762.33	+\$2,678,122.63	+\$2,821,633.83	+\$0.00	
CIP Construction Projects												
6	V	Toney ES - HVAC replacement	35235	Design	\$6,790,000.00	\$0.00	\$0.00	\$6,790,000.00	+\$6,790,000.00	+\$6,790,000.00	+\$0.00	1.00
CIP Construction Projects - Total					\$6,790,000.00	\$0.00	\$0.00	\$6,790,000.00	+\$6,790,000.00	+\$6,790,000.00	+\$0.00	
District Managed Projects												
6	V	Green Forrest Drive - Renovation	38035	Construction	\$6,000,000.00	\$220.00	\$220.00	\$6,000,000.00	+\$5,999,780.00	+\$5,999,780.00	+\$0.00	1.00
District Managed Projects - Total					\$6,000,000.00	\$220.00	\$220.00	\$6,000,000.00	+\$5,999,780.00	+\$5,999,780.00	+\$0.00	
SPLOST V - Total					\$12,790,000.00	\$220.00	\$220.00	\$12,790,000.00	+\$12,789,780.00	+\$12,789,780.00	+\$0.00	
<i>EAC = Estimate at Completion</i>												

Table 10H Region 7 - ESPLOST IV & V Project Cost Performance

Region	SPLOST	Project Name	Project #	Project Phase	Current Budget	Current Commitments	Current Expenditures	EAC	Budget - Commitments	Budget - Expenditures	Current Budget - EAC	CPR
CIP Construction Projects												
7	IV	Cedar Grove HS - Capital Renewal - Code Requirements	40434	Completed	\$950,587.73	\$950,587.73	\$950,587.73	\$950,587.73	+\$0.00	+\$0.00	+\$0.00	1.00
7	IV	Cedar Grove Elementary School ADA/Capital Renewal/Code Requirements	10434	Completed	\$3,013,693.55	\$2,957,245.55	\$2,947,645.55	\$3,013,693.55	+\$56,448.00	+\$66,048.00	+\$0.00	1.00
7	IV	Cedar Grove MS - Capital Renewal	30434	Completed	\$2,480,726.55	\$2,507,510.35	\$2,480,726.35	\$2,480,726.55	-\$26,783.80	+\$0.20	+\$0.00	1.00
7	IV	Flat Shoals Elementary School ADA/Capital Renewal/Code Requirements	11034	Completed	\$367,495.91	\$367,495.91	\$346,562.02	\$367,495.91	+\$0.00	+\$20,933.89	+\$0.00	1.00
7	IV	Kelley Lake Elementary School ADA/Capital Renewal/Code Requirements	11634	Completed	\$4,120,785.22	\$4,087,603.22	\$4,087,603.22	\$4,120,785.22	+\$33,182.00	+\$33,182.00	+\$0.00	1.00
7	IV	McNair HS - Capital Renewal	31834	Completed	\$247,099.70	\$247,101.00	\$247,099.70	\$247,099.70	-\$1.30	+\$0.00	+\$0.00	1.00
7	IV	McNair Middle School replacement	50534	Completed	\$42,592,213.00	\$39,599,629.77	\$38,184,489.07	\$42,592,213.00	+\$2,992,583.23	+\$4,407,723.93	+\$0.00	1.00
CIP Construction Projects - Total					\$53,772,601.66	\$50,717,173.53	\$49,244,713.64	\$53,772,601.66	+\$3,055,428.13	+\$4,527,888.02	+\$0.00	
SPLOST IV - Total					\$53,772,601.66	\$50,717,173.53	\$49,244,713.64	\$53,772,601.66	+\$3,055,428.13	+\$4,527,888.02	+\$0.00	
CIP Construction Projects												
7	V	Cedar Grove HS - Auditorium addition, turf and track installation	21135	Construction	\$12,778,250.00	\$10,645,491.49	\$8,124,742.51	\$12,778,250.00	+\$2,132,758.51	+\$4,653,507.49	+\$0.00	1.00
7	V	DeKalb HS of Technology South - HVAC component replacement, plumbing, lighting and site improvements	36035	Deferred * (See Appendix B)	\$3,860,000.00	\$203,012.00	\$152,259.00	\$3,860,000.00	+\$3,656,988.00	+\$3,707,741.00	+\$0.00	1.00
CIP Construction Projects - Total					\$16,638,250.00	\$10,848,503.49	\$8,277,001.51	\$16,638,250.00	+\$5,789,746.51	+\$8,361,248.49	+\$0.00	
SPLOST V - Total					\$16,638,250.00	\$10,848,503.49	\$8,277,001.51	\$16,638,250.00	+\$5,789,746.51	+\$8,361,248.49	+\$0.00	
<i>EAC = Estimate at Completion</i>												

Table 11 - Projects with Schedule Performance Measure (SPR) currently indicating red:

Project Number	Project Name	Scheduled Performance Measure	Comment
21135	Cedar Grove HS - Auditorium addition, turf and track installation	+181	General contractor has been consistent with increased crew size on-site to recover schedule.
21635	Lakeside HS - Turf & Track Installation	+121	Due to a conflict with the location of portable classrooms and the construction entrance, the start of the Turf & Track installation was delayed to ensure student safety.
32235	Redan MS - Restroom and plumbing fixture replacement, fire sprinklers and improved assisted toileting area	+283	Project was delayed due to BOE approval delay of the E-SPLOST V Project List Adjustments
34435	Midvale ES - Accessibility improvements, fire sprinklers	+365	Additional scope design delayed pending BOE approval of AE's contract amendment for the additional services
35635	Cary Reynolds ES - Roof and HVAC component replacement, security vestibule	+125	The architect is currently in the design phase and is working closely with their engineers to reduce the delay in the schedule
36135	Fairington ES - Roof and plumbing fixture replacement, site improvements	+255	Project was delayed due to BOE approval delay of the E-SPLOST V Project List Adjustments
36535	Salem MS - HVAC replacement	+94	Project was delayed due to BOE approval delay of the E-SPLOST V Project List Adjustments
36635	Rock Chapel ES - HVAC replacement	+339	Additional scope design delayed pending BOE approval of AE's contract amendment for the additional services

E-SPLOST IV & V Legend

- Green Project is on schedule
- Red Project is behind schedule
- Grey Project is complete, cancelled or deferred

Table 12 - ESPLOST IV Project Schedule Performance Measure (SPM) Report

Project #	Project Name	Region	Project Phase	Baseline Start	Current Start	Baseline Finish	Current Finish	SPM
00234	Southwest DeKalb High School Addition	5	Completed	Nov-12	Nov-12	Oct-15-20	Dec-1-20	
00334	Warren Tech HVAC (Associated With 421-129)	2	Completed	Dec-12	Dec-12	Jul-31-20	Jul-31-20	
10234	Canby Lane Elementary School ADA/Capital Renewal/Code Requirements	6	Completed	Jan-14	Jan-14	Jul-31-18	Aug-7-18	
10334	Cary Reynolds Elementary School ADA/Capital Renewal/Code Requirements	1	Completed	Jan-14	Jan-14	Sep-14-18	Sep-14-18	
10434	Cedar Grove Elementary School ADA/Capital Renewal/Code Requirements	7	Completed	Apr-15	Apr-15	Aug-31-18	Aug-31-18	
10534	Chapel Hill Middle School ADA/Capital Renewal	5	Completed	Apr-15	Apr-15	Nov-19-18	Nov-19-18	
10634	Dresden Elementary School ADA/Capital Renewal	1	Completed	Jan-14	Jan-14	Aug-05-19	Aug-23-19	
10934	Fairington Elementary School ADA/Capital Renewal/Code Requirement	5	Completed	Apr-15	Apr-15	Nov-19-18	Nov-19-18	
11034	Flat Shoals Elementary School ADA/Capital Renewal/Code Requirements	7	Completed	Apr-15	Apr-15	Aug-16-18	Aug-16-18	
11634	Kelley Lake Elementary School ADA/Capital Renewal/Code Requirements	7	Completed	Jan-14	Jan-14	Jul-31-18	Aug-3-18	
11834	Laurel Ridge Elementary School ADA/Capital Renewal/Code Requirements	2	Completed	Apr-15	Apr-15	Nov-14-18	Nov-14-18	
11934	Lithonia Middle School ADA/Capital Renewal	3	Completed	Apr-15	Apr-15	Aug-14-18	Aug-14-18	
12234	Miller Grove Middle School ADA/Capital Renewal	5	Completed	Nov-13	Nov-13	Jan-03-18	Jan-3-18	
12434	Murphey Candler Elementary School ADA/Capital Renewal	5	Completed	Apr-15	Apr-15	Nov-19-18	Nov-19-18	
12634	Redan Elementary School ADA/Capital Renewal	3	Completed	Jul-14	Jul-14	Jun-29-18	Jun-29-18	
12734	Rowland Elementary School ADA/Capital Renewal	6	Completed	Apr-15	Apr-15	Jul-31-18	Jul-31-18	
13934	Eagle Woods Academy - GNETS Facility	3	Completed	Jan-14	Jan-14	Jul-31-20	Nov-13-20	
30034	Allgood ES - Capital Renewal	4	Completed	Nov-13	Nov-13	Jul-31-19	Jul-31-19	
30434	Cedar Grove MS - Capital Renewal	7	Completed	Jan-14	Jan-14	May-31-18	May-31-18	
30634	Champion MS - Capital Renewal	4	Completed	Jul-14	Jul-14	May-09-18	Feb-20-18	
30734	Chapel Hill ES - Capital Renewal	5	Completed	Nov-13	Nov-13	Jul-31-19	Jul-31-19	

Project #	Project Name	Region	Project Phase	Baseline Start	Current Start	Baseline Finish	Current Finish	SPM
30834	Columbia ES - Capital Renewal	6	Completed	Jan-14	Jan-14	May-31-18	May-31-18	
30934	Columbia MS - Capital Renewal	6	Completed	Apr-15	Apr-15	Mar-30-18	Mar-30-18	
31134	Doraville Drivers Ed - Capital Renewal	1	Completed	Jan-14	Jan-14	Jul-31-19	Jul-31-19	
31334	Hightower ES - Capital Renewal	1	Construction	Jul-19	Jul-19	Jul-31-22	Jul-31-22	+
31434	International Student Center - Capital Renewal	2	Completed	Feb-20	Feb-20	Jul-31-20	Jul-31-20	
31834	McNair HS - Capital Renewal	7	Completed	Apr-15	Apr-15	Aug-31-18	Aug-31-18	
32134	Narvie Harris ES - Capital Renewal	5	Completed	Apr-15	Apr-15	Sep-24-18	Sep-24-18	
32334	Rock Chapel ES - Capital Renewal	3	Completed	Jan-14	Jan-14	Dec-04-17	Dec-4-17	
32934	Stephenson HS - Capital Renewal	3	Completed	Jan-14	Jan-14	Dec-15-17	Dec-15-17	
33434	Towers HS - Culinary Arts Lab	6	Design	Feb-14	Feb-14	May-30-18	TBD by District	+
40034	Ashford Park ES - Capital Renewal - Code Requirements	1	Completed	Jan-14	Jan-14	Aug-05-19	Aug-22-19	
40434	Cedar Grove HS - Capital Renewal - Code Requirements	7	Completed	Jan-14	Jan-14	May-11-18	Nov-5-21	
41534	Henderson Mill ES - Capital Renewal - Code Requirements	2	Completed	Mar-15	Mar-15	Feb-21-19	Feb-21-19	
41834	Livsey ES - Capital Renewal - Code Requirements	2	Completed	Mar-15	Mar-15	Dec-20-18	Dec-20-18	
41934	Margaret Harris Comprehensive School - Code Requirements	2	Completed	Jan-14	Jan-14	Aug-30-19	Aug-30-19	
42034	McLendon ES - Capital Renewal- Code Requirements	2	Completed	Apr-15	Apr-15	Nov-14-18	Nov-14-18	
42334	Oakcliff ES - Capital Renewal- Code Requirements	1	Completed	Jan-14	Jan-14	Jul-31-19	Jul-31-19	
42434	Pine Ridge ES - Capital Renewal- Code Requirements	3	Completed	Jul-14	Jul-14	Jul-23-19	Jul-23-19	
42834	Snapfinger ES - Capital Renewal - Code Requirements	6	Completed	Apr-15	Apr-15	May-18-18	May-18-18	
43034	Woodridge ES - Capital Renewal - Code Requirements	5	Completed	Apr-15	Apr-15	Nov-19-18	Nov-19-18	
50134	Austin Elementary School Replacement	1	Completed	Mar-13	Mar-13	Sep-30-19	Sep-30-19	
50234	Early Learning Center	0	Completed	Jul-17	Jul-17	Aug-27-19	Jul-31-19	
50534	McNair Middle School replacement	7	Completed	Nov-15	Nov-15	Aug-02-19	Aug-2-19	
50734	Pleasantdale Elementary School Replacement	2	Completed	Mar-13	Mar-13	Oct-30-20	Dec-3-20	
50834	Rockbridge Elementary School Replacement	4	Completed	Mar-13	Mar-13	Dec-12-17	Dec-12-17	
50934	Smoke Rise Elementary School Replacement	2	Closeout	Mar-13	Mar-13	May-15-21	Jul-23-21	

Project #	Project Name	Region	Project Phase	Baseline Start	Current Start	Baseline Finish	Current Finish	SPM
51034	Comprehensive Arts School at former Avondale MS	2	Deferred	Feb-14	Feb-14	Jan-14-20	TBD	
51134	Coralwood Diagnostic Center Addition (Associated With Project 421-213)	2	Completed	Mar-17	Mar-17	Apr-30-21	Apr-30-21	
51534	Stone Mountain High School Renovations	4	Completed	Mar-14	Mar-14	Jul-31-18	Jul-31-18	
51634	John R. Lewis Elementary School Design	0	Completed	Oct-12	Oct-12	Jul-30-18	Jul-30-18	
51934	Cross Keys North ES Site Adaptation and Construction Administration Services	1	Completed	Jun-17	Jun-17	Mar-30-20	Mar-30-20	
90534	Demolition - Demolition	0	Completed	Oct-12	Oct-12	Apr-01-18	Sep-1-17	
99934	SPLOST IV Program Contingency	0	Non-Construction	Oct-12	Oct-12	Aug-31-17	Aug-31-17	

Table 13 - ESPLOST V Project Schedule Performance Measure (SPM) Report

Project #	Project Name	Region	Project Phase	Baseline Start	Early Start	Baseline Finish	Current Finish Date	SPM
10135	Sprinkler Installation A	0	Design	Feb-21	Feb-21	Feb-01-24	Feb-1-24	+
10235	Sprinkler Installation B	0	Design	Mar-21	Mar-21	Apr-30-24	Apr-30-24	+
10335	Sprinkler Installation C	0	Design	Jun-21	May-21	Jun-28-24	Jun-28-24	+
10935	Life, Safety Set-aside	0	Non-Construction	Aug-17	Aug-17	Jul-31-22	Jul-31-22	
11135	Fence Installation A	0	Closeout	Apr-20	Apr-20	Aug-24-21	Aug-24-21	
11235	Fence Installation B	0	Closeout	Jun-20	Jun-20	Aug-31-21	Aug-31-21	
11335	Fence Installation C	0	Closeout	Sep-20	Sep-20	Feb-28-22	Sep-29-21	
11435	Athletic Field Fencing for High Schools	0	Construction-Procure	Aug-21	Aug-21	Aug-31-22	Aug-31-22	+
11535	Security Vestibules A	0	Construction	Jun-20	Jun-20	Oct-31-22	Oct-31-22	+
11635	Security Vestibules B	0	Construction	Mar-20	Mar-20	Jul-29-22	Jul-29-22	+
12135	Druid Hills HS - Security Vestibule, Fire Sprinkler, Accessibility Improvements	2	Construction	Jun-19	Jun-19	Jul-31-22	Jul-31-22	+
12235	Hambrick ES - Security vestibule, fire sprinkler & one special ED restroom	4	Construction	Mar-20	Mar-20	Jul-20-22	Jul-20-22	+
20135	Cross Keys HS	1	Deferred * (See Appendix B)	Aug-21	Aug-21	Jan-04-23	TBD	
20235	Freedom MS - Security vestibule	4	Construction	Jan-21	Jan-21	Jul-30-22	Jul-30-22	+
20335	Peachtree MS	1	Completed	Oct-19	Oct-19	May-29-20	May-29-20	
21135	Cedar Grove HS - Auditorium addition, turf and track installation	7	Construction	Oct-17	Oct-17	Dec-31-21	Jun-30-22	+181
21235	Chamblee HS - Turf installation	1	Construction	Nov-21	Nov-21	May-31-22	May-31-22	+
21335	Clarkston HS -Turf and track installation, security vestibule, accessibility improvements	4	Design	Feb-18	Feb-18	Jun-30-21	Jun-30-21	+
21435	New Cross Keys HS	1	Design	Aug-17	Aug-17	Mar-01-20	Mar-1-20	+
21535	Dunwoody HS - Turf & track installation	1	Closeout	Feb-19	Feb-19	Jun-30-21	Sep-15-21	
21635	Lakeside HS - Turf & Track Installation	2	Construction	Nov-18	Nov-18	Mar-30-22	Jul-29-22	+121

Project #	Project Name	Region	Project Phase	Baseline Start	Early Start	Baseline Finish	Current Finish Date	SPM
21735	New Sequoyah MS & HS (Design Only)	2	Planning	May-22	May-22	Jun-30-26	Jun-30-26	+
22135	John Lewis ES - New 900-Seat Prototype ES	1	Completed	Mar-17	Mar-17	Jul-31-19	Jul-31-19	
22235	Doraville United ES	1	Completed	Aug-17	Aug-17	Apr-30-20	Jul-6-20	
22335	Indian Creek ES - Tear Down and Rebuild of New 1200-Seat Prototype ES	4	Closeout	Mar-17	Mar-17	Sep-30-21	Dec-10-21	
22435	New Dunwoody Chamblee Elementary School	1	Construction	Dec-19	Dec-19	Jun-21-23	Jun-21-23	+
30135	Turf Installation A	0	Closeout	Oct-20	Oct-20	Feb-28-23	Nov-30-21	
30235	Turf Installation B	0	Construction	May-20	May-20	Jan-09-23	Jan-9-23	+
30435	Baseball Field Improvements at Druid Hills MS and Redan HS	0	Design	Feb-21	Feb-21	Feb-15-23	Feb-15-23	+
31135	Playground Replacement	0	Completed	Mar-17	Mar-17	Aug-31-18	Aug-31-18	
32135	Plumbing Fixture Replacement	0	Closeout	Mar-20	Mar-20	Aug-02-21	Aug-2-21	
32235	Redan MS - Restroom and plumbing fixture replacement, fire sprinklers and improved assisted toileting area	3	Construction-Procure	Jun-20	Jun-20	Oct-21-22	Jul-31-23	+283
33135	Water Quality Set-Aside	0	Non-Construction	Sep-17	Sep-17	Sep-30-19	Sep-30-19	
34135	Accessibility Improvements and Plumbing Fixtures at 4 schools	0	Construction-Procure	Mar-21	Mar-21	Jul-31-23	Jul-31-23	+
34235	ADA Restroom Upgrades	0	Construction	Sep-17	Sep-17	Oct-28-22	Oct-28-22	+
34335	Druid Hills MS - Security vestibule, plumbing fixture replacement	2	Design	Apr-21	Apr-21	Jul-29-22	Jul-29-22	+
34435	Midvale ES - Accessibility improvements, fire sprinklers	2	Design	Jun-20	Jun-20	Jul-29-22	Jul-29-23	+365
34535	Former John Lewis Facility	2	Completed	Jan-20	Jan-20	Jul-31-20	Jul-31-20	
35135	Henderson Mill ES - Roof replacement, plumbing, HVAC components	2	Design-Procurement	May-21	May-21	Jan-29-24	Jan-29-24	+
35235	Toney ES - HVAC replacement	6	Design	Jun-21	Jun-21	Feb-28-23	Feb-28-23	+
35335	Kittredge Magnet at Nancy Creek - HVAC replacement, fire sprinklers	1	Construction-Procure	Dec-20	Dec-20	Jan-06-23	Jan-6-23	+
35435	E. L. Miller ES - HVAC replacement	3	Construction-Procure	Feb-19	Feb-19	Aug-31-23	Aug-31-23	+
35535	Stoneview ES - HVAC components, roof replacement, site improvements	3	Construction-Procure	Apr-20	Apr-20	Dec-27-22	Dec-27-22	+
35635	Cary Reynolds ES - Roof and HVAC component replacement, security vestibule	1	Design	Feb-21	Feb-21	Mar-28-23	Jul-31-23	+125

Project #	Project Name	Region	Project Phase	Baseline Start	Early Start	Baseline Finish	Current Finish Date	SPM
35735	Briar Vista ES - Roof replacement, security vestibule, accessibility improvements	2	Design	Jan-21	Jan-21	Sep-28-23	Sep-28-23	+
35835	Champion Theme MS - HVAC component replacement, fire sprinkler installation	4	Design	May-20	May-20	Jan-26-23	Jan-26-23	+
35935	Livsey ES - HVAC replacement	2	Deferred * (See Appendix B)	Feb-21	Feb-21	Oct-31-23	TBD	
36035	DeKalb HS of Technology South - HVAC component replacement, plumbing, lighting and site improvements	7	Deferred * (See Appendix B)	Jul-20	Jul-20	Mar-30-23	Mar-30-23	
36135	Fairington ES - Roof and plumbing fixture replacement, site improvements	5	Construction-Procure	Jul-20	Jul-20	Nov-18-22	Jul-31-23	+255
36235	Dresden ES - Replacement Elementary School	1	Design	Mar-21	Mar-21	Nov-30-23	Nov-30-23	+
36335	Kingsley ES - HVAC replacement, fire sprinkler installation	1	Design	Apr-21	Apr-21	Aug-31-23	Aug-31-23	+
36435	Hawthorne ES - HVAC replacement, plumbing improvements	2	Design	May-21	May-21	Jan-31-24	Jan-31-24	+
36535	Salem MS - HVAC replacement	5	Construction-Procure	Aug-20	Aug-20	Apr-28-23	Jul-31-23	+94
36635	Rock Chapel ES - HVAC replacement	3	Design	Sep-20	Sep-20	Aug-26-22	Jul-31-23	+339
36735	Set aside for additional contingency for Capital Renewal projects	0	Non-Construction	Feb-20	Feb-20	Sep-30-22	Sep-30-22	
36835	Laurel Ridge ES - HVAC and window replacement	2	Design	Jan-21	Jan-21	Aug-31-22	Jul-29-22	-33
36935	Woodridge ES - HVAC replacement	5	Design	Jan-21	Jan-21	Aug-31-22	Jul-29-22	-33
37035	Chesnut ES - HVAC replacement	1	Design	Jan-21	Jan-21	Aug-31-22	Jul-29-22	-33
37135	Bus Parking Pavement	0	Completed	Mar-17	Mar-17	Jul-01-19	Jul-1-19	
37235	Ashford Park ES - Roof replacement	1	Closeout	Dec-20	Dec-20	Aug-31-22	May-16-22	
37435	Brockett ES - Roof replacement	2	Construction	Dec-20	Dec-20	Aug-31-22	Jul-29-22	-33
37535	Wynbrooke ES - Roof replacement	3	Closeout	Dec-20	Dec-20	Aug-31-22	May-16-22	
37735	DeKalb Alternative / East Campus - Roof replacement	4	Closeout	Dec-20	Dec-20	Aug-31-22	May-16-22	
37835	Oak Grove ES - Roof replacement	2	Construction	Dec-20	Dec-20	Aug-31-22	Jul-29-22	-33
37935	Update HVAC Controls	0	Planning	Dec-21	Jan-22	Jul-29-25	Jul-29-25	+
38035	Green Forrest Drive - Renovation	6	Construction	Jun-21	Jun-21	Jan-02-23	Jan-2-23	+
38135	Parking addition	0	Construction	Mar-20	Mar-20	Feb-15-24	Feb-15-24	+
38235	Set-aside for Resurfacing Existing Parking at Parking Addition Schools	0	Non-Construction	Mar-20	Mar-20	Jul-31-21	Jul-31-21	

Project #	Project Name	Region	Project Phase	Baseline Start	Early Start	Baseline Finish	Current Finish Date	SPM
40135	Technology: ERP/Finance/HR System (Bond, Initial Capital)	0	Non-Construction	Mar-17	Mar-17	Mar-29-19	Mar-29-19	
40235	Technology: ERP/Finance/HR System (Sales Tax and State Reimbursements)	0	Non-Construction	Oct-17	Oct-17	Oct-30-20	Oct-30-20	
41135	Technology: Computer Refresh A (Bond)	0	Non-Construction	Mar-17	Mar-17	Mar-29-19	Mar-29-19	
41235	Technology: Computer Refresh B (Sales Tax and State Reimbursements)	0	Non-Construction	Jan-19	Jan-19	Jan-31-23	Jan-31-23	
42135	Technology: Telecommunications Upgrade	0	Non-Construction	Jan-18	Jan-18	Jan-28-22	Jan-28-22	
43135	Technology: Safety and Security	0	Non-Construction	Jan-18	Jan-18	Jan-31-22	Jan-31-22	
44135	Technology: Active Boards A (Bonds)	0	Non-Construction	Mar-17	Mar-17	Mar-29-19	Mar-29-19	
44235	Technology: Active Boards B (Sales Tax and State Reimbursements)	0	Non-Construction	Jan-19	Jan-19	Jan-31-23	Jan-31-23	
45135	Technology Infrastructure	0	Non-Construction	Jan-18	Jan-18	Jan-28-22	Jan-28-22	
50135	School Bus Purchase A (Bond)	0	Non-Construction	Mar-17	Mar-17	Mar-29-19	Mar-29-19	
50235	School Bus Purchase B (Sales Tax and State Reimbursements)	0	Non-Construction	Dec-19	Dec-19	Jun-30-20	Jun-30-20	
51135	Support Vehicle Purchase	0	Non-Construction	Mar-17	Mar-17	Sep-30-17	Sep-30-17	
52135	Musical Instruments	0	Non-Construction	Aug-17	Aug-17	Aug-31-22	Aug-31-22	
53135	Portables	0	Non-Construction	Mar-17	Mar-17	Sep-29-17	Sep-29-17	
54135	Small Kitchen Equipment	0	Non-Construction	Aug-20	Aug-20	Feb-26-21	Feb-26-21	
60135	Bond Costs	0	Non-Construction	Aug-17	Aug-17	Sep-29-22	Sep-29-22	
60235	SPLOST V Program Contingency	0	Non-Construction	Aug-17	Aug-17	Sep-30-22	Sep-30-22	
60335	DCSD Salary	0	Non-Construction	Aug-17	Aug-17	Sep-30-22	Sep-30-22	
60435	General Services - SPLOST V	0	Non-Construction	Aug-17	Aug-17	Sep-30-22	Sep-30-22	
60535	Program Consultants - SPLOST V	0	Non-Construction	Aug-17	Aug-17	Sep-30-22	Sep-30-22	

Capital Improvement Program
MONTHLY STATUS REPORT
MAY

SCHEDULE REPORTS BY REGION



Tables 14A-14H: ESPLOST IV & V Region Reports for Project Schedule Performance

Table 14A Region 0-ESPLOST IV & V Schedule Performance Report

Region	SPLOST	Project Name	Project #	Project Phase	Baseline Start	Current Start	Baseline Finish	Current Finish	SPM
0	IV	Demolition - Demolition	90534	Completed	Oct-12	Oct-12	Apr-01-18	Sep-1-17	
0	IV	Early Learning Center	50234	Completed	Jul-17	Jul-17	Aug-27-19	Jul-31-19	
0	IV	John R. Lewis Elementary School Design	51634	Completed	Oct-12	Oct-12	Jul-30-18	Jul-30-18	
0	IV	SPLOST IV Program Contingency	99934	Non-Construction	Oct-12	Oct-12	Aug-31-17	Aug-31-17	
0	V	Accessibility Improvements and Plumbing Fixtures at 4 schools	34135	Construction-Procure	Mar-21	Mar-21	Jul-31-23	Jul-31-23	+
0	V	ADA Restroom Upgrades	34235	Construction	Nov-17	Dec-17	Oct-28-22	Oct-28-22	+
0	V	Athletic Field Fencing for High Schools	11435	Construction-Procure	Aug-21	Aug-21	Aug-31-22	Aug-31-22	+
0	V	Baseball Field Improvements at Druid Hills MS and Redan HS	30435	Design	Feb-21	Feb-21	Feb-15-23	Feb-15-23	+
0	V	Bond Costs	60135	Non-Construction	Aug-17	Aug-17	Sep-29-22	Sep-29-22	
0	V	Bus Parking Pavement	37135	Completed	Mar-17	Mar-17	Aug-31-18	Aug-31-18	
0	V	DCSD Salary	60335	Non-Construction	Aug-17	Aug-17	Sep-30-22	Sep-30-22	
0	V	Fence Installation A	11135	Closeout	Apr-20	Apr-20	Aug-24-21	Aug-24-21	
0	V	Fence Installation B	11235	Closeout	Jun-20	Jun-20	Aug-31-21	Aug-31-21	
0	V	Fence Installation C	11335	Closeout	Sep-20	Sep-20	Feb-28-22	Sep-15-21	
0	V	General Services - SPLOST V	60435	Non-Construction	Aug-17	Aug-17	Sep-30-22	Sep-30-22	
0	V	Life, Safety Set-aside	10935	Non-Construction	Aug-17	Aug-17	Jul-31-22	Jul-31-22	
0	V	Musical Instruments	52135	Non-Construction	Aug-17	Aug-17	Aug-31-22	Aug-31-22	
0	V	Parking addition	38135	Construction	Mar-20	Mar-20	Jul-30-21	Jul-30-21	+

Table 14A Region 0-ESPLOST IV & V Schedule Performance Report

Region	SPLOST	Project Name	Project #	Project Phase	Baseline Start	Current Start	Baseline Finish	Current Finish	SPM
0	V	Playground Replacement	31135	Completed	Mar-17	Mar-17	Aug-31-18	Aug-31-18	
0	V	Plumbing Fixture Replacement	32135	Closeout	Mar-20	Mar-20	Aug-02-21	Aug-2-21	
0	V	Portables	53135	Non-Construction	Mar-17	Mar-17	Sep-29-17	Sep-29-17	
0	V	Program Consultants - SPLOST V	60535	Non-Construction					
0	V	School Bus Purchase A (Bond)	50135	Non-Construction	Mar-17	Mar-17	Mar-29-19	Mar-29-19	
0	V	School Bus Purchase B (Sales Tax and State Reimbursements)	50235	Non-Construction	Dec-19	Dec-19	Jun-30-20	Jun-30-20	
0	V	Security Vestibules A	11535	Construction	Jun-20	Jun-20	Oct-28-22	Oct-28-22	+
0	V	Security Vestibules B	11635	Construction	Mar-20	Mar-20	Jul-29-22	Jul-29-22	+
0	V	Set aside for additional contingency for Capital Renewal projects	36735	Non-Construction	Feb-20	Feb-20	Sep-30-22	Sep-30-22	
0	V	Set-aside for Resurfacing Existing Parking at Parking Addition Schools	38235	Non-Construction	Mar-20	Mar-20	Jul-31-21	Jul-31-21	
0	V	Small Kitchen Equipment	54135	Non-Construction	Aug-20	Aug-20	Feb-26-21	Feb-26-21	
0	V	SPLOST V Program Contingency	60235	Non-Construction	Aug-17	Aug-17	Sep-30-22	Sep-30-22	
0	V	Sprinkler Installation A	10135	Design	Feb-21	Feb-21	Feb-01-24	Feb-1-24	+
0	V	Sprinkler Installation B	10235	Design	Mar-21	Mar-21	Apr-30-24	Apr-30-24	+
0	V	Sprinkler Installation C	10335	Design	Jun-21	Jun-21	Jun-28-24	Jun-28-24	+
0	V	Support Vehicle Purchase	51135	Non-Construction	Mar-17	Mar-17	Sep-30-17	Sep-30-17	
0	V	Technology Infrastructure	45135	Non-Construction	Jan-18	Jan-18	Jan-28-22	Jan-28-22	
0	V	Technology: Active Boards A (Bonds)	44135	Non-Construction	Mar-17	Mar-17	Mar-29-19	Mar-29-19	
0	V	Technology: Active Boards B (Sales Tax and State Reimbursements)	44235	Non-Construction	Jan-19	Jan-19	Jan-31-23	Jan-31-23	

Table 14A Region 0-ESPLOST IV & V Schedule Performance Report

Region	SPLOST	Project Name	Project #	Project Phase	Baseline Start	Current Start	Baseline Finish	Current Finish	SPM
0	V	Technology: Computer Refresh A (Bond)	41135	Non-Construction	Mar-17	Mar-17	Mar-29-19	Mar-29-19	
0	V	Technology: Computer Refresh B (Sales Tax and State Reimbursements)	41235	Non-Construction	Jan-19	Jan-19	Jan-31-23	Jan-31-23	
0	V	Technology: ERP/Finance/HR System (Bond, Initial Capital)	40135	Non-Construction					
0	V	Technology: ERP/Finance/HR System (Sales Tax and State Reimbursements)	40235	Non-Construction	Oct-17	Oct-17	Oct-30-20	Oct-30-20	
0	V	Technology: Safety and Security	43135	Non-Construction	Jan-18	Jan-18	Jan-31-22	Jan-31-22	
0	V	Technology: Telecommunications Upgrade	42135	Non-Construction	Jan-18	Jan-18	Jan-28-22	Jan-28-22	
0	V	Turf Installation A	30135	Closeout	Oct-20	Oct-20	Feb-28-23	Nov-30-21	
0	V	Turf Installation B	30235	Construction	May-20	May-20	May-31-21	May-31-21	+
0	V	Update HVAC Controls	37935	Planning	Dec-21	Jan-22	Jul-29-25	Jul-29-25	+
0	V	Water Quality Set-Aside	33135	Non-Construction	Sep-17	Sep-17	Sep-30-19	Sep-30-19	

Table 14B Region 1-ESPLOST IV & V Schedule Performance Report

Region	SPLOST	Project Name	Project #	Project Phase	Baseline Start	Current Start	Baseline Finish	Current Finish	SPM
1	IV	Ashford Park ES - Capital Renewal - Code Requirements	40034	Completed	Jan-14	Jan-14	Aug-05-19	Aug-22-19	
1	IV	Austin Elementary School Replacement	50134	Completed	Mar-13	Mar-13	Sep-30-19	Sep-30-19	
1	IV	Cary Reynolds Elementary School ADA/Capital Renewal/Code Requirements	10334	Completed	Jan-14	Jan-14	Sep-14-18	Sep-14-18	
1	IV	Cross Keys North ES Site Adaptation and Construction Administration Services	51934	Completed	Jun-17	Jun-17	Mar-30-20	Mar-30-20	
1	IV	Doraville Drivers Ed - Capital Renewal	31134	Completed	Jan-14	Jan-14	Jul-31-19	Jul-31-19	
1	IV	Dresden Elementary School ADA/Capital Renewal	10634	Completed	Jan-14	Jan-14	Aug-05-19	Aug-23-19	
1	IV	Hightower ES - Capital Renewal	31334	Construction	Jul-19	Jul-19	Jul-31-22	Jul-31-22	+
1	IV	Oakcliff ES - Capital Renewal- Code Requirements	42334	Completed	Jan-14	Jan-14	Jul-31-19	Jul-31-19	
1	V	Ashford Park ES - Roof replacement	37235	Closeout	Dec-20	Dec-20	Aug-31-22	May-16-22	
1	V	Cary Reynolds ES - Roof and HVAC component replacement, security vestibule	35635	Design	Feb-21	Feb-21	Mar-28-23	Jul-31-23	+125
1	V	Chamblee HS - Turf installation	21235	Construction	Nov-21	Nov-21	May-31-22	May-31-22	+
1	V	Chesnut ES - HVAC replacement	37035	Design	Jan-21	Jan-21	Aug-31-22	Jul-29-22	-33
1	V	Cross Keys HS	20135	Deferred * (See Appendix B)	Aug-21	Aug-21	Jan-04-23	TBD	
1	V	Doraville United ES	22235	Completed	Aug-17	Aug-17	Apr-30-20	Jul-6-20	
1	V	Dresden ES - Replacement Elementary School	36235	Design	Mar-21	Mar-21	Nov-30-23	Nov-30-23	+
1	V	Dunwoody HS - Turf & track installation	21535	Closeout	Feb-19	Feb-19	Jun-30-21	Sep-15-21	
1	V	John Lewis ES - New 900-Seat Prototype ES	22135	Completed	Mar-17	Mar-17	Jul-31-19	Jul-31-19	
1	V	Kingsley ES - HVAC replacement, fire sprinkler installation	36335	Design	Apr-21	Apr-21	Aug-31-23	Aug-31-23	+
1	V	Kittredge Magnet at Nancy Creek - HVAC replacement, fire sprinklers	35335	Construction-Procure	Dec-20	Dec-20	Jan-06-23	Jan-6-23	+
1	V	New Cross Keys HS	21435	Design	Aug-17	Aug-17	Mar-01-20	Mar-1-20	+

Table 14B Region 1-ESPLOST IV & V Schedule Performance Report

Region	SPLOST	Project Name	Project #	Project Phase	Baseline Start	Current Start	Baseline Finish	Current Finish	SPM
1	V	New Dunwoody Chamblee Elementary School	22435	Construction	Dec-19	Dec-19	Jun-21-23	Jun-21-23	+
1	V	Peachtree MS	20335	Completed	Oct-19	Oct-19	May-29-20	May-29-20	

Table 14C Region 2-ESPLOST IV & V Schedule Performance Report

Region	SPLOST	Project Name	Project #	Project Phase	Baseline Start	Current Start	Baseline Finish	Current Finish	SPM
2	IV	Comprehensive Arts School at former Avondale MS	51034	Deferred	Feb-14	Feb-14	Jan-14-20	TBD	
2	IV	Coralwood Diagnostic Center Addition (Associated With Project 421-213)	51134	Completed	Mar-17	Mar-17	Apr-30-21	Apr-30-21	
2	IV	Henderson Mill ES - Capital Renewal - Code Requirements	41534	Completed	Mar-15	Mar-15	Feb-21-19	Feb-21-19	
2	IV	International Student Center - Capital Renewal	31434	Completed	Feb-20	Feb-20	Jul-31-20	Jul-31-20	
2	IV	Laurel Ridge Elementary School ADA/Capital Renewal/Code Requirements	11834	Completed	Apr-15	Apr-15	Nov-14-18	Nov-14-18	
2	IV	Livsey ES - Capital Renewal - Code Requirements	41834	Completed	Mar-15	Mar-15	Dec-20-18	Dec-20-18	
2	IV	Margaret Harris Comprehensive School - Code Requirements	41934	Completed	Jan-14	Jan-14	Aug-30-19	Aug-30-19	
2	IV	McLendon ES - Capital Renewal- Code Requirements	42034	Completed	Apr-15	Apr-15	Nov-14-18	Nov-14-18	
2	IV	Pleasantdale Elementary School Replacement	50734	Completed	Mar-13	Mar-13	Oct-30-20	Dec-3-20	
2	IV	Smoke Rise Elementary School Replacement	50934	Closeout	Mar-13	Mar-13	May-15-21	Jul-23-21	
2	IV	Warren Tech HVAC (Associated With 421-129)	00334	Completed	Dec-12	Dec-12	Jul-31-20	Jul-31-20	
2	V	Briar Vista ES - Roof replacement, security vestibule, accessibility improvements	35735	Design	Jan-21	Jan-21	Sep-28-23	Sep-28-23	+
2	V	Brockett ES - Roof replacement	37435	Construction	Dec-20	Dec-20	Aug-31-22	Jul-29-22	-33
2	V	Druid Hills HS - Security Vestibule, Fire Sprinkler, Accessibility Improvements	12135	Construction	Jun-19	Jun-19	Jul-31-22	Jul-31-22	+
2	V	Druid Hills MS - Security vestibule, plumbing fixture replacement	34335	Design	Apr-21	Apr-21	Jul-29-22	Jul-29-22	+
2	V	Former John Lewis Facility	34535	Completed	Jan-20	Jan-20	Jul-31-20	Jul-31-20	
2	V	Hawthorne ES - HVAC replacement, plumbing improvements	36435	Design	May-21	May-21	Jan-31-24	Jan-31-24	+
2	V	Henderson Mill ES - Roof replacement, plumbing, HVAC components	35135	Design-Procurement	May-21	May-21	Jan-29-24	Jan-29-24	+
2	V	Lakeside HS - Turf & Track Installation	21635	Construction	Nov-18	Nov-18	Mar-30-22	Jul-29-22	+121
2	V	Laurel Ridge ES - HVAC and window replacement	36835	Design	Jan-21	Jan-21	Aug-31-22	Jul-29-22	-33

Table 14C Region 2-ESPLOST IV & V Schedule Performance Report

Region	SPLOST	Project Name	Project #	Project Phase	Baseline Start	Current Start	Baseline Finish	Current Finish	SPM
2	V	Livsey ES - HVAC replacement	35935	Deferred * (See Appendix B)	Feb-21	Feb-21	Oct-31-23	TBD	
2	V	Midvale ES - Accessibility improvements, fire sprinklers	34435	Design	Jun-20	Jun-20	Jul-29-22	Jul-29-23	+365
2	V	New Sequoyah MS & HS (Design Only)	21735	Planning	May-22	May-22	Jun-30-26	Jun-30-26	+
2	V	Oak Grove ES - Roof replacement	37835	Construction	Dec-20	Dec-20	Aug-31-22	Jul-29-22	-33

Table 14D Region 3-ESPLOST IV & V Schedule Performance Report

Region	SPLOST	Project Name	Project #	Project Phase	Baseline Start	Current Start	Baseline Finish	Current Finish	SPM
3	IV	Eagle Woods Academy - GNETS Facility	13934	Completed	Jan-14	Jan-14	Jul-31-20	Nov-13-20	
3	IV	Lithonia Middle School ADA/Capital Renewal	11934	Completed	Apr-15	Apr-15	Aug-14-18	Aug-14-18	
3	IV	Pine Ridge ES - Capital Renewal- Code Requirements	42434	Completed	Jul-14	Jul-14	Jul-23-19	Jul-23-19	
3	IV	Redan Elementary School ADA/Capital Renewal	12634	Completed	Jul-14	Jul-14	Jun-29-18	Jun-29-18	
3	IV	Rock Chapel ES - Capital Renewal	32334	Completed	Jan-14	Jan-14	Dec-04-17	Dec-4-17	
3	IV	Stephenson HS - Capital Renewal	32934	Completed	Jan-14	Jan-14	Dec-15-17	Dec-15-17	
3	V	E. L. Miller ES - HVAC replacement	35435	Construction-Procure	Feb-19	Feb-19	Aug-31-23	Aug-31-23	+
3	V	Redan MS - Restroom and plumbing fixture replacement, fire sprinklers and improved assisted toileting area	32235	Construction-Procure	Jun-20	Jun-20	Oct-21-22	Jul-31-23	+283
3	V	Rock Chapel ES - HVAC replacement	36635	Design	Sep-20	Sep-20	Aug-26-22	Jul-31-23	+339
3	V	Stoneview ES - HVAC components, roof replacement, site improvements	35535	Construction-Procure	Apr-20	Apr-20	Dec-27-22	Dec-27-22	+
3	V	Wynbrooke ES - Roof replacement	37535	Closeout	Dec-20	Dec-20	Aug-31-22	May-16-22	

Table 14E Region 4-ESPLOST IV & V Schedule Performance Report

Region	SPLOST	Project Name	Project #	Project Phase	Baseline Start	Current Start	Baseline Finish	Current Finish	SPM
4	IV	Allgood ES - Capital Renewal	30034	Completed	Nov-13	Nov-13	Jul-31-19	Jul-31-19	
4	IV	Champion MS - Capital Renewal	30634	Completed	Jul-14	Jul-14	May-09-18	Feb-20-18	
4	IV	Rockbridge Elementary School Replacement	50834	Completed	Mar-13	Mar-13	Dec-12-17	Dec-12-17	
4	IV	Stone Mountain High School Renovations	51534	Completed	Mar-14	Mar-14	Jul-31-18	Jul-31-18	
4	V	Champion Theme MS - HVAC component replacement, fire sprinkler installation	35835	Design	May-20	May-20	Jan-26-23	Jan-26-23	+
4	V	Clarkston HS -Turf and track installation, security vestibule, accessibility improvements	21335	Design	Feb-18	Feb-18	Jun-30-21	Jun-30-21	+
4	V	DeKalb Alternative / East Campus - Roof replacement	37735	Closeout	Dec-20	Dec-20	Aug-31-22	May-16-22	
4	V	Freedom MS - Security vestibule	20235	Construction	Jan-21	Jan-21	Jul-30-22	Jul-30-22	+
4	V	Hambrick ES - Security vestibule, fire sprinkler & one special ED restroom	12235	Construction	Mar-20	Mar-20	Jul-20-22	Jul-20-22	+
4	V	Indian Creek ES - Tear Down and Rebuild of New 1200-Seat Prototype ES	22335	Closeout	Mar-17	Mar-17	Sep-30-21	Dec-10-21	

Table 14F Region 5-ESPLOST IV & V Schedule Performance Report

Region	SPLOST	Project Name	Project #	Project Phase	Baseline Start	Current Start	Baseline Finish	Current Finish	SPM
5	IV	Chapel Hill ES - Capital Renewal	30734	Completed	Nov-13	Nov-13	Jul-31-19	Jul-31-19	
5	IV	Chapel Hill Middle School ADA/Capital Renewal	10534	Completed	Apr-15	Apr-15	Nov-19-18	Nov-19-18	
5	IV	Fairington Elementary School ADA/Capital Renewal/Code Requirement	10934	Completed	Apr-15	Apr-15	Nov-19-18	Nov-19-18	
5	IV	Miller Grove Middle School ADA/Capital Renewal	12234	Completed	Nov-13	Nov-13	Jan-03-18	Jan-3-18	
5	IV	Murphey Candler Elementary School ADA/Capital Renewal	12434	Completed	Apr-15	Apr-15	Nov-19-18	Nov-19-18	
5	IV	Narvie Harris ES - Capital Renewal	32134	Completed	Apr-15	Apr-15	Sep-24-18	Sep-24-18	
5	IV	Southwest DeKalb High School Addition	00234	Completed	Nov-12	Nov-12	Oct-15-20	Dec-1-20	
5	IV	Woodridge ES - Capital Renewal - Code Requirements	43034	Completed	Apr-15	Apr-15	Nov-19-18	Nov-19-18	
5	V	Fairington ES - Roof and plumbing fixture replacement, site improvements	36135	Construction-Procure	Jul-20	Jul-20	Nov-18-22	Jul-31-23	+255
5	V	Salem MS - HVAC replacement	36535	Construction-Procure	Aug-20	Aug-20	Apr-28-23	Jul-31-23	+94
5	V	Woodridge ES - HVAC replacement	36935	Design	Jan-21	Jan-21	Aug-31-22	Jul-29-22	-33

Table 14G Region 6-ESPLOST IV & V Schedule Performance Report

Region	SPLOST	Project Name	Project #	Project Phase	Baseline Start	Current Start	Baseline Finish	Current Finish	SPM
6	IV	Canby Lane Elementary School ADA/Capital Renewal/Code Requirements	10234	Completed	Jan-14	Jan-14	Jul-31-18	Aug-7-18	
6	IV	Columbia ES - Capital Renewal	30834	Completed	Jan-14	Jan-14	May-31-18	May-31-18	
6	IV	Columbia MS - Capital Renewal	30934	Completed	Apr-15	Apr-15	Mar-30-18	Mar-30-18	
6	IV	Rowland Elementary School ADA/Capital Renewal	12734	Completed	Apr-15	Apr-15	Jul-31-18	Jul-31-18	
6	IV	Snapfinger ES - Capital Renewal - Code Requirements	42834	Completed	Apr-15	Apr-15	May-18-18	May-18-18	
6	IV	Towers HS - Culinary Arts Lab	33434	Design	Feb-14	Feb-14	May-30-18	TBD by District	+
6	V	Green Forrest Drive - Renovation	38035	Construction	Jun-21	Jun-21	Jan-02-23	Jan-2-23	+
6	V	Toney ES - HVAC replacement	35235	Design	Jun-21	Jun-21	Feb-28-23	Feb-28-23	+

Table 14H Region 7-ESPLOST IV & V Schedule Performance Report

Region	SPLOST	Project Name	Project #	Project Phase	Baseline Start	Current Start	Baseline Finish	Current Finish	SPM
7	IV	Cedar Grove HS - Capital Renewal - Code Requirements	40434	Completed	Jan-14	Jan-14	May-11-18	Nov-5-21	
7	IV	Cedar Grove Elementary School ADA/Capital Renewal/Code Requirements	10434	Completed	Apr-15	Apr-15	Aug-31-18	Aug-31-18	
7	IV	Cedar Grove MS - Capital Renewal	30434	Completed	Jan-14	Jan-14	May-31-18	May-31-18	
7	IV	Flat Shoals Elementary School ADA/Capital Renewal/Code Requirements	11034	Completed	Apr-15	Apr-15	Aug-16-18	Aug-16-18	
7	IV	Kelley Lake Elementary School ADA/Capital Renewal/Code Requirements	11634	Completed	Jan-14	Jan-14	Jul-31-18	Aug-3-18	
7	IV	McNair HS - Capital Renewal	31834	Completed	Apr-15	Apr-15	Aug-31-18	Aug-31-18	
7	IV	McNair Middle School replacement	50534	Completed	Nov-15	Nov-15	Aug-02-19	Aug-2-19	
7	V	Cedar Grove HS - Auditorium addition, turf and track installation	21135	Construction	Oct-17	Oct-17	Dec-31-21	Jun-30-22	+181
7	V	DeKalb HS of Technology South - HVAC component replacement, plumbing, lighting and site improvements	36035	Deferred * (See Appendix B)	Jul-20	Jul-20	Mar-30-23	Mar-30-23	

Table 15: Closeout and Completed Project List:

SPLOST IV / V	Project Number	Project Name	Scope	Phase	Substantial Completion	Estimated Completion Date	Comment
SPLOST IV	50934	Smoke Rise Elementary School Replacement	Elementary School Replacement	Closeout	Jul-21	Jul-22	Recently Entered Closeout
SPLOST V	11135	Fence Installation A	Capital Renewal	Closeout	Aug-21	Aug-22	Recently Entered Closeout
SPLOST V	11235	Fence Installation B	Capital Renewal	Closeout	Aug-21	Aug-22	Recently Entered Closeout
SPLOST V	11335	Fence Installation C	Capital Renewal	Closeout	Sep-21	Sep-22	Recently Entered Closeout
SPLOST V	21535	Dunwoody HS - Turf & Track Installation	Capital Renewal	Closeout	Sep-21	Sep-22	Recently Entered Closeout
SPLOST V	22335	Indian Creek ES - Tear Down and Rebuild of New 1200-Seat Prototype ES	Elementary School Replacement	Closeout	Dec-21	Dec-22	Recently Entered Closeout
SPLOST V	30135	Turf Installation A	Capital Renewal	Closeout	Nov-21	Nov-22	Recently Entered Closeout
SPLOST V	32135	Plumbing Fixture Replacement	Capital Renewal	Closeout	Aug-21	Aug-22	Recently Entered Closeout
SPLOST V	37235	Ashford Park ES - Roof Replacement	Roof Replacement	Closeout	May-22	May-23	Recently Entered Closeout
SPLOST V	37535	Wynbrooke ES - Roof Replacement	Roof Replacement	Closeout	May-22	May-23	Recently Entered Closeout
SPLOST V	37735	DeKalb Alternative / East Campus - Roof Replacement	Roof Replacement	Closeout	May-22	May-23	Recently Entered Closeout
SPLOST IV / V	Project Number	Project Name	Scope	Phase	Substantial Completion	Estimated Completion Date	Comment
SPLOST IV	00234	Southwest DeKalb High School Addition	Renovations and Capital Renewal	Completed	Dec-20	Dec-21	
SPLOST IV	00334	Warren Tech HVAC (Associated With 421-129)	Capital Renewal	Completed	Jul-20	Jul-21	
SPLOST IV	10234	Canby Lane Elementary School ADA/Capital Renewal/Code Requirements	Capital Renewal	Completed	Aug-18	Aug-19	
SPLOST IV	10334	Cary Reynolds Elementary School ADA/Capital Renewal/Code Requirements	Capital Renewal	Completed	Sep-18	Sep-19	
SPLOST IV	10434	Cedar Grove Elementary School ADA/Capital Renewal/Code Requirements	Capital Renewal	Completed	Aug-18	Aug-19	
SPLOST IV	10534	Chapel Hill Middle School ADA/Capital Renewal	ADA Improvements	Completed	Nov-18	Nov-19	
SPLOST IV	10634	Dresden Elementary School ADA/Capital Renewal	Capital Renewal	Completed	Aug-19	Aug-20	
SPLOST IV	10934	Fairington Elementary School ADA/Capital Renewal/Code Requirement	Capital Renewal	Completed	Nov-18	Nov-19	
SPLOST IV	11034	Flat Shoals Elementary School ADA/Capital Renewal/Code Requirements	Capital Renewal	Completed	Aug-18	Aug-19	
SPLOST IV	11634	Kelley Lake Elementary School ADA/Capital Renewal/Code Requirements	Capital Renewal	Completed	Aug-18	Aug-19	
SPLOST IV	11834	Laurel Ridge Elementary School ADA/Capital Renewal/Code Requirements	Capital Renewal	Completed	Nov-18	Nov-19	
SPLOST IV	11934	Lithonia Middle School ADA/Capital Renewal	ADA Improvements	Completed	Aug-18	Aug-19	
SPLOST IV	12234	Miller Grove Middle School ADA/Capital Renewal	Capital Renewal	Completed	Jan-18	Jan-19	
SPLOST IV	12434	Murphey Candler Elementary School ADA/Capital Renewal	Capital Renewal	Completed	Nov-18	Nov-19	
SPLOST IV	12634	Redan Elementary School ADA/Capital Renewal	Capital Renewal	Completed	Jun-18	Jun-19	
SPLOST IV	12734	Rowland Elementary School ADA/Capital Renewal	Capital Renewal	Completed	Jul-18	Jul-19	
SPLOST IV	13934	Eagle Woods Academy - GNETS Facility	Capital Renewal	Completed	Nov-20	Nov-21	
SPLOST IV	30034	Allgood ES - Capital Renewal	Capital Renewal	Completed	Jul-19	Jul-20	
SPLOST IV	30434	Cedar Grove MS - Capital Renewal	Capital Renewal	Completed	May-18	May-19	
SPLOST IV	30634	Champion MS - Capital Renewal	Capital Renewal	Completed	Feb-18	Feb-19	
SPLOST IV	30734	Chapel Hill ES - Capital Renewal	Capital Renewal	Completed	Jul-19	Jul-20	
SPLOST IV	30834	Columbia ES - Capital Renewal	Capital Renewal	Completed	May-18	May-19	
SPLOST IV	30934	Columbia MS - Capital Renewal	Capital Renewal	Completed	Mar-18	Mar-19	

SPLOST IV / V	Project Number	Project Name	Scope	Phase	Substantial Completion	Estimated Completion Date	Comment
SPLOST IV	31134	Doraville Drivers Ed - Capital Renewal	Capital Renewal	Completed	Jul-19	Jul-20	
SPLOST IV	31434	International Student Center - Capital Renewal	Capital Renewal	Completed	Jul-20	Jul-21	
SPLOST IV	31834	McNair HS - Capital Renewal	Capital Renewal	Completed	Aug-18	Aug-19	
SPLOST IV	32134	Narvie Harris ES - Capital Renewal	Capital Renewal	Completed	Sep-18	Sep-19	
SPLOST IV	32334	Rock Chapel ES - Capital Renewal	Capital Renewal	Completed	Dec-17	Dec-18	
SPLOST IV	32934	Stephenson HS - Capital Renewal	Capital Renewal	Completed	Dec-17	Dec-18	
SPLOST IV	40034	Ashford Park ES - Capital Renewal - Code Requirements	Capital Renewal	Completed	Aug-19	Aug-20	
SPLOST IV	40434	Cedar Grove HS - Capital Renewal - Code Requirements	Capital Renewal	Completed	Nov-21	Nov-22	
SPLOST IV	41534	Henderson Mill ES - Capital Renewal - Code Requirements	Capital Renewal	Completed	Feb-19	Feb-20	
SPLOST IV	41834	Livsey ES - Capital Renewal - Code Requirements	Capital Renewal	Completed	Dec-18	Dec-19	
SPLOST IV	41934	Margaret Harris Comprehensive School - Code Requirements	Code Requirements	Completed	Aug-19	Aug-20	
SPLOST IV	42034	McLendon ES - Capital Renewal- Code Requirements	Code Requirements	Completed	Nov-18	Nov-19	
SPLOST IV	42334	Oakcliff ES - Capital Renewal- Code Requirements	Capital Renewal	Completed	Jul-19	Jul-20	
SPLOST IV	42434	Pine Ridge ES - Capital Renewal- Code Requirements	Capital Renewal	Completed	Jul-19	Jul-20	
SPLOST IV	42834	Snapfinger ES - Capital Renewal - Code Requirements	Capital Renewal	Completed	May-18	May-19	
SPLOST IV	43034	Woodridge ES - Capital Renewal - Code Requirements	Capital Renewal	Completed	Nov-18	Nov-19	
SPLOST IV	50134	Austin Elementary School Replacement	Replacement Elementary School	Completed	Sep-19	Sep-20	
SPLOST IV	50234	Early Learning Center	Capital Renewal	Completed	Jul-19	Jul-20	
SPLOST IV	50534	McNair Middle School replacement	McNair MS Replacement	Completed	Aug-19	Aug-20	
SPLOST IV	50734	Pleasantdale Elementary School Replacement	Elementary School Replacement	Completed	Dec-20	Dec-21	
SPLOST IV	50834	Rockbridge Elementary School Replacement	Replacement Elementary School	Completed	Dec-17	Dec-18	
SPLOST IV	51134	Coralwood Diagnostic Center Addition (Associated With Project 421-213)	Renovations and Additions	Completed	Apr-21	Apr-22	
SPLOST IV	51534	Stone Mountain High School Renovations	Renovations and Capital Renewal	Completed	Jul-18	Jul-19	
SPLOST IV	51634	John R. Lewis Elementary School Design	Architectural Services	Completed	Jul-18	Jul-19	
SPLOST IV	51934	Cross Keys North ES Site Adaptation and Construction Administration Services	Replacement Elementary School	Completed	Mar-20	Mar-21	
SPLOST IV	90534	Demolition - Demolition	Demolition	Completed	Sep-17	Sep-18	
SPLOST V	20335	Peachtree MS		Completed	May-20	May-21	
SPLOST V	22135	John Lewis ES - New 900-Seat Prototype ES	Replacement Elementary School	Completed	Jul-19	Jul-20	
SPLOST V	22235	Doraville United ES	Replacement Elementary School	Completed	Jul-20	Jul-21	
SPLOST V	31135	Playground Replacement	Capital Renewal	Completed	Aug-18	Aug-19	
SPLOST V	34535	Former John Lewis Facility	Renovations and Capital Renewal	Completed	Jul-20	Jul-21	
SPLOST V	37135	Bus Parking Pavement	Parking repaving	Completed	Jul-19	Jul-20	

*Note for this reporting period: This closeout list is currently tracking only SPLOST V and the 54 ESPLOST IV Carryover projects.

This Page Is Intentionally Left Blank

Capital Improvement Program

MONTHLY STATUS REPORT

APPENDICES

- Appendix A – E-SPLOST IV Carryover Program Information
- Appendix B – E-SPLOST V Program Information
- Appendix C – E-SPLOST V Funding – Planned vs. Actual
- Appendix D – E-SPLOST V Funding, Commitments and Expenditures
- Appendix E – E-SPLOST V Project Rollup by Region

APPENDICES



E-SPLOST IV Carryover Program Information

Project Number	Project	PM	Phase	Current Budget	Current Commitment	Current Expenditures	EAC	Current Budget - Commitments	Current Budget - Expenditures	Current Budget - EAC	Current Start Date	Current Finish Date	E-SPLOST IV Scope Description	Current Activity
00234	Southwest DeKalb High School Addition	Fernandez	Completed	\$21,860,246.00	\$21,799,754.83	\$20,884,978.71	\$21,860,246.00	+\$60,491.17	+\$975,267.29	+\$0.00	Nov-12	Dec-20	This will provide for modifications and upgrades to the existing buildings and facilities that will include, but not be limited to: Kitchen equipment replacement, replace HVAC system w/ new heat pumps and RTU's, provide new DDC Energy Management Controls, replace existing ceilings and electrical lighting fixtures throughout entire facility, provide new emergency generator in accordance with DCSD standards, replace existing cooling towers, pumps, boilers, and heat exchangers, provide water treatment for existing piping system, install new 3000 gal grease trap, RPZ on existing domestic and fire water supply lines, replace Roof Hatches and ladders with OSHA compliant systems, fire and life safety upgrades.	
			PRECONST	\$74,918.53	\$73,321.00	\$73,918.53	\$74,918.53	+\$1,597.53	+\$1,000.00	+\$0.00				
			ARCHITECT	\$710,078.13	\$668,522.13	\$454,866.40	\$710,078.13	+\$41,556.00	+\$255,211.73	+\$0.00				
			GENCONTR	\$18,376,234.34	\$18,743,301.30	\$18,041,167.63	\$18,376,234.34	-\$367,066.96	+\$335,066.71	+\$0.00				
			CONSTRSVC	\$1,111,381.00	\$1,094,139.33	\$1,094,555.08	\$1,111,381.00	+\$17,241.67	+\$16,825.92	+\$0.00				
			FFE	\$788,928.00	\$783,369.43	\$783,369.43	\$788,928.00	+\$5,558.57	+\$5,558.57	+\$0.00				
			TECHNOLOGY	\$798,706.00	\$437,101.64	\$437,101.64	\$798,706.00	+\$361,604.36	+\$361,604.36	+\$0.00				
			VEHICLES	\$0.00	\$0.00	\$0.00	\$0.00	+\$0.00	+\$0.00	+\$0.00				
			PRGCONTIN	\$0.00	\$0.00	\$0.00	\$0.00	+\$0.00	+\$0.00	+\$0.00				
00334	Warren Tech HVAC (Associated With 421-129)	Atta	Completed	\$2,815,114.00	\$1,915,869.01	\$1,634,849.01	\$2,815,114.00	+\$899,244.99	+\$1,180,264.99	+\$0.00	Dec-12	Aug-20	The Scope of Work for this project shall include, but not be limited to, the following: <ul style="list-style-type: none"> • New resilient flooring in locations of possible asbestos containing floor tiles. • Modifications to interior and exterior ramps to make them ADA compliant. • Parking improvements including repairing curbs, repaving, and updating the accessible parking to make them ADA compliant and include van accessible parking stalls. • Accessible routes to all site features (fields, gardens, structures, etc.). • Replacement of the cooling tower and the boiler. • Modifications to restrooms 	

E-SPLOST IV Carryover Program Information

Project Number	Project	PM	Phase	Current Budget	Current Commitment	Current Expenditures	EAC	Current Budget - Commitments	Current Budget - Expenditures	Current Budget - EAC	Current Start Date	Current Finish Date	E-SPLOST IV Scope Description	Current Activity
													to make them ADA compliant.	
			PRECONST	\$0.00	\$0.00	\$0.00	\$0.00	+\$0.00	+\$0.00	+\$0.00				
			ARCHITECT	\$50,000.00	\$48,350.00	\$48,350.00	\$50,000.00	+\$1,650.00	+\$1,650.00	+\$0.00				
			GENCONTR	\$2,715,114.00	\$1,867,519.01	\$1,586,499.01	\$2,715,114.00	+\$847,594.99	+\$1,128,614.99	+\$0.00				
			CONSTRSVC	\$0.00	\$0.00	\$0.00	\$0.00	+\$0.00	+\$0.00	+\$0.00				
			FFE	\$0.00	\$0.00	\$0.00	\$0.00	+\$0.00	+\$0.00	+\$0.00				
			TECHNOLOGY	\$0.00	\$0.00	\$0.00	\$0.00	+\$0.00	+\$0.00	+\$0.00				
			VEHICLES	\$0.00	\$0.00	\$0.00	\$0.00	+\$0.00	+\$0.00	+\$0.00				
			TNSROTHFND	\$0.00	\$0.00	\$0.00	\$0.00	+\$0.00	+\$0.00	+\$0.00				
			PRGCONTIN	\$50,000.00	\$0.00	\$0.00	\$50,000.00	+\$50,000.00	+\$50,000.00	+\$0.00				
10234	Canby Lane Elementary School ADA/Capital Renewal/Code Requirements	Atta	Completed	\$3,829,394.94	\$3,817,419.94	\$3,816,347.94	\$3,829,394.94	+\$11,975.00	+\$13,047.00	+\$0.00	Jan-14	Aug-19	The elements of construction are as follows: Construct new ADA compliant parking spaces and accessible route to school building, remove and replace existing acoustic ceiling tiles in corridors and limited areas in cafeteria and media center, remove and replace gypsum board ceilings in kitchen and restrooms, replace classroom doors in corridor, install HVAC in the existing gymnasium, install 3000 gallon Grease Trap and RPZ backflow preventer, remove and replace existing water source heat pumps and DDC controls, install air conditioning unit in kitchen and cafeteria, remove and replace the kitchen exhaust hood, replace existing dry storage shelving, update BAS controls, remove and replace existing roofing system, and install new roof access hatch.	
			PRECONST	\$40,357.75	\$40,357.75	\$40,357.75	\$40,357.75	+\$0.00	+\$0.00	+\$0.00				
			ARCHITECT	\$133,050.00	\$133,050.00	\$131,979.00	\$133,050.00	+\$0.00	+\$1,071.00	+\$0.00				
			GENCONTR	\$3,610,979.60	\$3,610,979.00	\$3,610,978.00	\$3,610,979.60	+\$0.60	+\$1.60	+\$0.00				
			CONSTRSVC	\$45,007.59	\$33,033.19	\$33,033.19	\$45,007.59	+\$11,974.40	+\$11,974.40	+\$0.00				
			FFE	\$0.00	\$0.00	\$0.00	\$0.00	+\$0.00	+\$0.00	+\$0.00				
			TECHNOLOGY	\$0.00	\$0.00	\$0.00	\$0.00	+\$0.00	+\$0.00	+\$0.00				
			VEHICLES	\$0.00	\$0.00	\$0.00	\$0.00	+\$0.00	+\$0.00	+\$0.00				
			PRGCONTIN	\$0.00	\$0.00	\$0.00	\$0.00	+\$0.00	+\$0.00	+\$0.00				
10334	Cary Reynolds Elementary School ADA/Capital Renewal/Code Requirements	Atta	Completed	\$1,282,786.48	\$1,282,041.10	\$1,281,761.10	\$1,282,786.48	+\$745.38	+\$1,025.38	+\$0.00	Jan-14	Jul-20	The elements of construction are as follows: Replace the existing grease trap and backflow preventer, install a 20 ton package HVAC system for	

E-SPLOST IV Carryover Program Information

Project Number	Project	PM	Phase	Current Budget	Current Commitment	Current Expenditures	EAC	Current Budget - Commitments	Current Budget - Expenditures	Current Budget - EAC	Current Start Date	Current Finish Date	E-SPLOST IV Scope Description	Current Activity
													the gymnasium, upgrade the existing lighting system throughout the school, replace/upgrade the existing electrical service to support the current building loads, provide ADA and fire life safety upgrades as appropriate for the scope of work above.	
			PRECONST	\$3,140.75	\$3,140.75	\$3,140.75	\$3,140.75	+\$0.00	+\$0.00	+\$0.00				
			ARCHITECT	\$75,871.48	\$75,871.48	\$75,591.48	\$75,871.48	+\$0.00	+\$280.00	+\$0.00				
			GENCONTR	\$1,188,684.25	\$1,187,938.87	\$1,187,938.87	\$1,188,684.25	+\$745.38	+\$745.38	+\$0.00				
			CONSTRSVC	\$15,090.00	\$15,090.00	\$15,090.00	\$15,090.00	+\$0.00	+\$0.00	+\$0.00				
			FFE	\$0.00	\$0.00	\$0.00	\$0.00	+\$0.00	+\$0.00	+\$0.00				
			TECHNOLOGY	\$0.00	\$0.00	\$0.00	\$0.00	+\$0.00	+\$0.00	+\$0.00				
			PRGCONTIN	\$0.00	\$0.00	\$0.00	\$0.00	+\$0.00	+\$0.00	+\$0.00				
10434	Cedar Grove Elementary School ADA/Capital Renewal/Code Requirements	Atta	Completed	\$3,013,693.55	\$2,957,245.55	\$2,947,645.55	\$3,013,693.55	+\$56,448.00	+\$66,048.00	+\$0.00	Apr-15	Oct-18	The elements of construction are as follows: Replace grease trap and back flow preventer, install a 20 ton HVAC package in the gym, provide energy enhanced controls and instrumentation for roof top units, replace the roof top units and fan coil units on the 1975 and 1978 buildings, replace the roof on the 1975 and 1978 buildings, replace the roof asphalt shingles on the 1975 and 1978 buildings, replace the kitchen including the equipment, flooring & rerouting of floor drains, replace the cooling tower, pumps, piping and valves, re-grade and re-slope entry sidewalk to eliminate flooding, replace the dry storage area shelving and flooring.	
			PRECONST	\$2,839.50	\$2,619.50	\$2,619.50	\$2,839.50	+\$220.00	+\$220.00	+\$0.00				
			ARCHITECT	\$166,550.00	\$166,550.00	\$156,950.00	\$166,550.00	+\$0.00	+\$9,600.00	+\$0.00				
			GENCONTR	\$2,796,210.50	\$2,736,321.00	\$2,736,321.00	\$2,796,210.50	+\$59,889.50	+\$59,889.50	+\$0.00				
			CONSTRSVC	\$48,093.55	\$51,755.05	\$51,755.05	\$48,093.55	-\$3,661.50	-\$3,661.50	+\$0.00				
			FFE	\$0.00	\$0.00	\$0.00	\$0.00	+\$0.00	+\$0.00	+\$0.00				
			TECHNOLOGY	\$0.00	\$0.00	\$0.00	\$0.00	+\$0.00	+\$0.00	+\$0.00				
			VEHICLES	\$0.00	\$0.00	\$0.00	\$0.00	+\$0.00	+\$0.00	+\$0.00				
			PRGCONTIN	\$0.00	\$0.00	\$0.00	\$0.00	+\$0.00	+\$0.00	+\$0.00				
10534	Chapel Hill Middle School ADA/Capital Renewal	Fernandez	Completed	\$151,575.28	\$151,575.28	\$151,575.28	\$151,575.28	+\$0.00	+\$0.00	+\$0.00	Apr-15	Nov-18	The elements of construction are as follows: Replace the gym lighting, provide playfield access, renovate the unisex adult restroom for ADA compliance and replace the	

E-SPLOST IV Carryover Program Information

Project Number	Project	PM	Phase	Current Budget	Current Commitment	Current Expenditures	EAC	Current Budget - Commitments	Current Budget - Expenditures	Current Budget - EAC	Current Start Date	Current Finish Date	E-SPLOST IV Scope Description	Current Activity
													drinking fountains.	
			PRECONST	\$0.00	\$0.00	\$0.00	\$0.00	+\$0.00	+\$0.00	+\$0.00				
			ARCHITECT	\$16,210.00	\$16,210.00	\$16,210.00	\$16,210.00	+\$0.00	+\$0.00	+\$0.00				
			GENCONTR	\$135,365.28	\$135,365.28	\$135,365.28	\$135,365.28	+\$0.00	+\$0.00	+\$0.00				
			CONSTRSVC	\$0.00	\$0.00	\$0.00	\$0.00	+\$0.00	+\$0.00	+\$0.00				
			FFE	\$0.00	\$0.00	\$0.00	\$0.00	+\$0.00	+\$0.00	+\$0.00				
			TECHNOLOGY	\$0.00	\$0.00	\$0.00	\$0.00	+\$0.00	+\$0.00	+\$0.00				
			VEHICLES	\$0.00	\$0.00	\$0.00	\$0.00	+\$0.00	+\$0.00	+\$0.00				
			PRGCONTIN	\$0.00	\$0.00	\$0.00	\$0.00	+\$0.00	+\$0.00	+\$0.00				
10634	Dresden Elementary School ADA/Capital Renewal	Albanese	Completed	\$1,833,180.25	\$1,824,555.17	\$1,804,810.90	\$1,833,180.25	+\$8,625.08	+\$28,369.35	+\$0.00	Jan-14	Aug-19	The elements of construction are as follows: Roof replacement, replace kitchen equipment, replacement lighting system throughout the school, ADA upgrades to the restroom and parking lot	
			PRECONST	\$3,142.46	\$3,142.46	\$3,142.46	\$3,142.46	+\$0.00	+\$0.00	+\$0.00				
			ARCHITECT	\$109,398.33	\$100,773.33	\$81,029.06	\$109,398.33	+\$8,625.00	+\$28,369.27	+\$0.00				
			GENCONTR	\$1,720,639.46	\$1,720,639.38	\$1,720,639.38	\$1,720,639.46	+\$0.08	+\$0.08	+\$0.00				
			CONSTRSVC	\$0.00	\$0.00	\$0.00	\$0.00	+\$0.00	+\$0.00	+\$0.00				
			FFE	\$0.00	\$0.00	\$0.00	\$0.00	+\$0.00	+\$0.00	+\$0.00				
			TECHNOLOGY	\$0.00	\$0.00	\$0.00	\$0.00	+\$0.00	+\$0.00	+\$0.00				
			PRGCONTIN	\$0.00	\$0.00	\$0.00	\$0.00	+\$0.00	+\$0.00	+\$0.00				
10934	Fairington Elementary School ADA/Capital Renewal/Code Requirement	Fernandez	Completed	\$340,881.00	\$339,701.00	\$339,701.00	\$340,881.00	+\$1,180.00	+\$1,180.00	+\$0.00	Apr-15	Nov-18	The elements of construction are as follows: Replace grease trap and backflow preventer, install a 20 ton HVAC package in the gym.	
			PRECONST	\$0.00	\$0.00	\$0.00	\$0.00	+\$0.00	+\$0.00	+\$0.00				
			ARCHITECT	\$21,000.00	\$19,820.00	\$19,820.00	\$21,000.00	+\$1,180.00	+\$1,180.00	+\$0.00				
			GENCONTR	\$319,881.00	\$319,881.00	\$319,881.00	\$319,881.00	+\$0.00	+\$0.00	+\$0.00				
			CONSTRSVC	\$0.00	\$0.00	\$0.00	\$0.00	+\$0.00	+\$0.00	+\$0.00				
			FFE	\$0.00	\$0.00	\$0.00	\$0.00	+\$0.00	+\$0.00	+\$0.00				
			TECHNOLOGY	\$0.00	\$0.00	\$0.00	\$0.00	+\$0.00	+\$0.00	+\$0.00				
			VEHICLES	\$0.00	\$0.00	\$0.00	\$0.00	+\$0.00	+\$0.00	+\$0.00				
			PRGCONTIN	\$0.00	\$0.00	\$0.00	\$0.00	+\$0.00	+\$0.00	+\$0.00				
11034	Flat Shoals Elementary School ADA/Capital Renewal/Code Requirements	Atta	Completed	\$367,495.91	\$367,495.91	\$346,562.02	\$367,495.91	+\$0.00	+\$20,933.89	+\$0.00	Apr-15	Oct-18	The elements of construction are as follows: Replace grease trap and backflow preventer, install a 20 ton HVAC package at gym, : Renovate hall restrooms for ADA compliance.	
			PRECONST	\$0.00	\$0.00	\$0.00	\$0.00	+\$0.00	+\$0.00	+\$0.00				
			ARCHITECT	\$17,820.00	\$17,820.00	\$17,820.00	\$17,820.00	+\$0.00	+\$0.00	+\$0.00				

E-SPLOST IV Carryover Program Information

Project Number	Project	PM	Phase	Current Budget	Current Commitment	Current Expenditures	EAC	Current Budget - Commitments	Current Budget - Expenditures	Current Budget - EAC	Current Start Date	Current Finish Date	E-SPLOST IV Scope Description	Current Activity
			GENCONTR	\$343,195.09	\$343,195.09	\$322,261.20	\$343,195.09	+\$0.00	+\$20,933.89	+\$0.00				
			CONSTRSVC	\$6,480.82	\$6,480.82	\$6,480.82	\$6,480.82	+\$0.00	+\$0.00	+\$0.00				
			FFE	\$0.00	\$0.00	\$0.00	\$0.00	+\$0.00	+\$0.00	+\$0.00				
			TECHNOLOGY	\$0.00	\$0.00	\$0.00	\$0.00	+\$0.00	+\$0.00	+\$0.00				
			VEHICLES	\$0.00	\$0.00	\$0.00	\$0.00	+\$0.00	+\$0.00	+\$0.00				
			PRGCONTIN	\$0.00	\$0.00	\$0.00	\$0.00	+\$0.00	+\$0.00	+\$0.00				
11634	Kelley Lake Elementary School ADA/Capital Renewal/Code Requirements	Atta	Completed	\$4,120,785.22	\$4,087,603.22	\$4,087,603.22	\$4,120,785.22	+\$33,182.00	+\$33,182.00	+\$0.00	Jan-14	Aug-19	The elements of construction are as follows: Remove and replace existing ceiling in corridors, kitchen and in limited areas of cafeteria and media center, replace louvers with solid panels in corridor/classroom doors, seal wall openings at classrooms and install fire dampers at ductwork, paint limited areas of corridor walls, install new 3000 gallon grease trap and RPZ device, remove and replace existing water source heat pumps with DDC controls; remove and replace water piping; install energy recovery unit system, install water treatment system; service the existing chiller; install RTU's to condition the cafeteria; install air conditioning in kitchen and cafeteria, new electrical service to accommodate new HVAC system, new gas service and piping to new HVAC rooftop equipment, remove and replace the existing kitchen hood system, add HVAC to existing gymnasium, remove heating units and replace limited areas of metal siding on existing gym associated with such, replace existing dry storage shelving, remove an	
			PRECONST	\$19,805.40	\$19,805.40	\$19,805.40	\$19,805.40	+\$0.00	+\$0.00	+\$0.00				
			ARCHITECT	\$161,550.00	\$161,550.00	\$161,550.00	\$161,550.00	+\$0.00	+\$0.00	+\$0.00				
			GENCONTR	\$3,872,889.00	\$3,872,889.00	\$3,872,889.00	\$3,872,889.00	+\$0.00	+\$0.00	+\$0.00				
			CONSTRSVC	\$66,540.82	\$33,358.82	\$33,358.82	\$66,540.82	+\$33,182.00	+\$33,182.00	+\$0.00				
			FFE	\$0.00	\$0.00	\$0.00	\$0.00	+\$0.00	+\$0.00	+\$0.00				
			TECHNOLOGY	\$0.00	\$0.00	\$0.00	\$0.00	+\$0.00	+\$0.00	+\$0.00				
			VEHICLES	\$0.00	\$0.00	\$0.00	\$0.00	+\$0.00	+\$0.00	+\$0.00				
			PRGCONTIN	\$0.00	\$0.00	\$0.00	\$0.00	+\$0.00	+\$0.00	+\$0.00				
11834	Laurel Ridge Elementary School ADA/Capital	Albanese	Completed	\$315,239.38	\$313,259.38	\$313,259.18	\$315,239.38	+\$1,980.00	+\$1,980.20	+\$0.00	Apr-15	Nov-19	The elements of construction are as follows: Provide ADA renovations to the existing hall restrooms,	

E-SPLOST IV Carryover Program Information

Project Number	Project	PM	Phase	Current Budget	Current Commitment	Current Expenditures	EAC	Current Budget - Commitments	Current Budget - Expenditures	Current Budget - EAC	Current Start Date	Current Finish Date	E-SPLOST IV Scope Description	Current Activity
	Renewal/Code Requirements												replace existing grease traps in the kitchen, installation of new RPZ water backflow preventer on unprotected water line (as necessary), installation of a 20 ton HVAC package system for the Gymnasium	
			PRECONST	\$0.00	\$0.00	\$0.00	\$0.00	+\$0.00	+\$0.00	+\$0.00				
			ARCHITECT	\$32,530.00	\$30,550.00	\$30,550.00	\$32,530.00	+\$1,980.00	+\$1,980.00	+\$0.00				
			GENCONTR	\$282,709.38	\$282,709.38	\$282,709.18	\$282,709.38	+\$0.00	+\$0.20	+\$0.00				
			CONSTRSVC	\$0.00	\$0.00	\$0.00	\$0.00	+\$0.00	+\$0.00	+\$0.00				
			FFE	\$0.00	\$0.00	\$0.00	\$0.00	+\$0.00	+\$0.00	+\$0.00				
			TECHNOLOGY	\$0.00	\$0.00	\$0.00	\$0.00	+\$0.00	+\$0.00	+\$0.00				
			VEHICLES	\$0.00	\$0.00	\$0.00	\$0.00	+\$0.00	+\$0.00	+\$0.00				
			TNSROTHFND	\$0.00	\$0.00	\$0.00	\$0.00	+\$0.00	+\$0.00	+\$0.00				
			PRGCONTIN	\$0.00	\$0.00	\$0.00	\$0.00	+\$0.00	+\$0.00	+\$0.00				
11934	Lithonia Middle School ADA/Capital Renewal	Fernandez	Completed	\$352,871.00	\$352,081.00	\$352,081.00	\$352,871.00	+\$790.00	+\$790.00	+\$0.00	Apr-15	Sep-18	The elements of construction are as follows: renovate the parking lot.	
			PRECONST	\$0.00	\$0.00	\$0.00	\$0.00	+\$0.00	+\$0.00	+\$0.00				
			ARCHITECT	\$24,000.00	\$23,210.00	\$23,210.00	\$24,000.00	+\$790.00	+\$790.00	+\$0.00				
			GENCONTR	\$326,716.00	\$326,716.00	\$326,716.00	\$326,716.00	+\$0.00	+\$0.00	+\$0.00				
			CONSTRSVC	\$2,155.00	\$2,155.00	\$2,155.00	\$2,155.00	+\$0.00	+\$0.00	+\$0.00				
			FFE	\$0.00	\$0.00	\$0.00	\$0.00	+\$0.00	+\$0.00	+\$0.00				
			TECHNOLOGY	\$0.00	\$0.00	\$0.00	\$0.00	+\$0.00	+\$0.00	+\$0.00				
			VEHICLES	\$0.00	\$0.00	\$0.00	\$0.00	+\$0.00	+\$0.00	+\$0.00				
			PRGCONTIN	\$0.00	\$0.00	\$0.00	\$0.00	+\$0.00	+\$0.00	+\$0.00				
12234	Miller Grove Middle School ADA/Capital Renewal	Fernandez	Completed	\$11,034,327.20	\$10,954,697.36	\$10,946,338.36	\$11,034,327.20	+\$79,629.84	+\$87,988.84	+\$0.00	Nov-13	Jul-20	This will provide for modifications and upgrades to the existing buildings and facilities that will include, but not be limited to: Kitchen equipment replacement. Replace HVAC system w/ new heat pumps and RTU's. Provide new DDC Energy Management Controls in compliance with DCSD standards. Replace existing ceilings and electrical lighting fixtures throughout entire facility. Provide new emergency generator in accordance with DCSD standards. Replace existing cooling towers, pumps, boilers, and heat exchangers. Provide water treatment for existing piping system. Install new 3000 gal grease trap, RPZ on existing domestic and fire water supply lines. Replace	

E-SPLOST IV Carryover Program Information

Project Number	Project	PM	Phase	Current Budget	Current Commitment	Current Expenditures	EAC	Current Budget - Commitments	Current Budget - Expenditures	Current Budget - EAC	Current Start Date	Current Finish Date	E-SPLOST IV Scope Description	Current Activity
													Roof Hatches and ladders with OSHA compliant systems. Fire and life safety upgrades.	
			PRECONST	\$65,457.55	\$45,508.55	\$44,213.55	\$65,457.55	+\$19,949.00	+\$21,244.00	+\$0.00				
			ARCHITECT	\$494,000.00	\$474,000.00	\$474,000.00	\$494,000.00	+\$20,000.00	+\$20,000.00	+\$0.00				
			GENCONTR	\$9,856,706.25	\$9,826,631.41	\$9,819,567.41	\$9,856,706.25	+\$30,074.84	+\$37,138.84	+\$0.00				
			CONSTRSVC	\$618,163.40	\$608,557.40	\$608,557.40	\$618,163.40	+\$9,606.00	+\$9,606.00	+\$0.00				
			FFE	\$0.00	\$0.00	\$0.00	\$0.00	+\$0.00	+\$0.00	+\$0.00				
			TECHNOLOGY	\$0.00	\$0.00	\$0.00	\$0.00	+\$0.00	+\$0.00	+\$0.00				
			VEHICLES	\$0.00	\$0.00	\$0.00	\$0.00	+\$0.00	+\$0.00	+\$0.00				
			PRGCONTIN	\$0.00	\$0.00	\$0.00	\$0.00	+\$0.00	+\$0.00	+\$0.00				
12434	Murphey Candler Elementary School ADA/Capital Renewal	Fernandez	Completed	\$338,097.40	\$338,097.40	\$338,097.40	\$338,097.40	+\$0.00	+\$0.00	+\$0.00	Apr-15	Nov-18	The elements of construction are as follows: Replace the Package unit in the Special Education Hall, replace grease trap and backflow preventer, install a 20 ton HVAC package in the gym.	
			PRECONST	\$0.00	\$0.00	\$0.00	\$0.00	+\$0.00	+\$0.00	+\$0.00				
			ARCHITECT	\$32,820.00	\$32,820.00	\$32,820.00	\$32,820.00	+\$0.00	+\$0.00	+\$0.00				
			GENCONTR	\$305,277.40	\$305,277.40	\$305,277.40	\$305,277.40	+\$0.00	+\$0.00	+\$0.00				
			CONSTRSVC	\$0.00	\$0.00	\$0.00	\$0.00	+\$0.00	+\$0.00	+\$0.00				
			FFE	\$0.00	\$0.00	\$0.00	\$0.00	+\$0.00	+\$0.00	+\$0.00				
			TECHNOLOGY	\$0.00	\$0.00	\$0.00	\$0.00	+\$0.00	+\$0.00	+\$0.00				
			VEHICLES	\$0.00	\$0.00	\$0.00	\$0.00	+\$0.00	+\$0.00	+\$0.00				
			PRGCONTIN	\$0.00	\$0.00	\$0.00	\$0.00	+\$0.00	+\$0.00	+\$0.00				
12634	Redan Elementary School ADA/Capital Renewal	Fernandez	Completed	\$2,929,159.52	\$2,863,776.64	\$2,863,776.64	\$2,929,159.52	+\$65,382.88	+\$65,382.88	+\$0.00	Jul-14	Jun-19	The elements of construction are as follows: o Unisex adult restroom hall restroom renovations, Install a 20 ton HVAC package in the gym, replace the roof top units, water source heat pumps and fan coil units, replace the roof top units on the 89 building, replace the kitchen equipment, replace the roof on the 68 and 78 buildings, replace the roof on the 75 building – add alternate, replace the chiller, cooling tower, pumps, valves, replace the basement drainage system to eliminate flooding and other problems, replace the roof on the 35 and 53 buildings, replace the roof openings on the 68 and 78 buildings, replace the metal roof on the storage building	
			PRECONST	\$22,576.00	\$11,519.10	\$11,519.10	\$22,576.00	+\$11,056.90	+\$11,056.90	+\$0.00				

E-SPLOST IV Carryover Program Information

Project Number	Project	PM	Phase	Current Budget	Current Commitment	Current Expenditures	EAC	Current Budget - Commitments	Current Budget - Expenditures	Current Budget - EAC	Current Start Date	Current Finish Date	E-SPLOST IV Scope Description	Current Activity
			ARCHITECT	\$131,413.00	\$131,400.00	\$131,400.00	\$131,413.00	+\$13.00	+\$13.00	+\$0.00				
			GENCONTR	\$2,771,779.52	\$2,720,857.54	\$2,720,857.54	\$2,771,779.22	+\$50,921.98	+\$50,921.98	+\$0.30				
			CONSTRSVC	\$0.00	\$0.00	\$0.00	\$0.30	+\$0.00	+\$0.00	-\$0.30				
			FFE	\$0.00	\$0.00	\$0.00	\$0.00	+\$0.00	+\$0.00	+\$0.00				
			TECHNOLOGY	\$0.00	\$0.00	\$0.00	\$0.00	+\$0.00	+\$0.00	+\$0.00				
			VEHICLES	\$0.00	\$0.00	\$0.00	\$0.00	+\$0.00	+\$0.00	+\$0.00				
			PRGCONTIN	\$3,391.00	\$0.00	\$0.00	\$3,391.00	+\$3,391.00	+\$3,391.00	+\$0.00				
12734	Rowland Elementary School ADA/Capital Renewal	Atta	Completed	\$192,810.21	\$192,810.21	\$192,810.21	\$192,810.21	+\$0.00	+\$0.00	+\$0.00	Apr-15	Aug-18	The elements of construction are as follows: Install a 20 ton HVAC package at gym, replace grease trap and back-flow preventer.	
			PRECONST	\$0.00	\$0.00	\$0.00	\$0.00	+\$0.00	+\$0.00	+\$0.00				
			ARCHITECT	\$15,060.00	\$15,060.00	\$15,060.00	\$15,060.00	+\$0.00	+\$0.00	+\$0.00				
			GENCONTR	\$177,750.21	\$177,750.21	\$177,750.21	\$177,750.21	+\$0.00	+\$0.00	+\$0.00				
			CONSTRSVC	\$0.00	\$0.00	\$0.00	\$0.00	+\$0.00	+\$0.00	+\$0.00				
			FFE	\$0.00	\$0.00	\$0.00	\$0.00	+\$0.00	+\$0.00	+\$0.00				
			TECHNOLOGY	\$0.00	\$0.00	\$0.00	\$0.00	+\$0.00	+\$0.00	+\$0.00				
			VEHICLES	\$0.00	\$0.00	\$0.00	\$0.00	+\$0.00	+\$0.00	+\$0.00				
			PRGCONTIN	\$0.00	\$0.00	\$0.00	\$0.00	+\$0.00	+\$0.00	+\$0.00				
13934	Eagle Woods Academy - GNETS Facility	Atta	Completed	\$2,086,324.00	\$2,072,849.54	\$2,071,949.54	\$2,086,324.00	+\$13,474.46	+\$14,374.46	+\$0.00	Jan-14	Dec-20	The anticipated scope of this project includes roof replacement for the classroom building, roof repair at the Administrative area, and gutter and downspout replacement at the Media Center; modifications to the student toilets in the classroom wing and staff toilets to make them ADA compliant; replacement of failing window systems and damaged soffits; modifications to the existing parking to provide ADA compliant parking stalls and accessible routes to the entry; modifications to the accessible route from the bus drop-off/pick-up area, gym, chapel, play fields, and several other sidewalk locations to make them fully ADA compliant; remediation at failing portions of asphalt pavement, concrete sidewalks, and concrete curb and gutters; retaining wall repair; replace asphalt at parking and drive aisle; and, replace the packaged rooftop air handling units.	
			PRECONST	\$0.00	\$0.00	\$0.00	\$0.00	+\$0.00	+\$0.00	+\$0.00				

E-SPLOST IV Carryover Program Information

Project Number	Project	PM	Phase	Current Budget	Current Commitment	Current Expenditures	EAC	Current Budget - Commitments	Current Budget - Expenditures	Current Budget - EAC	Current Start Date	Current Finish Date	E-SPLOST IV Scope Description	Current Activity
			ARCHITECT	\$131,000.00	\$130,600.00	\$129,700.00	\$131,000.00	+\$400.00	+\$1,300.00	+\$0.00				
			GENCONTR	\$1,955,324.00	\$1,942,249.54	\$1,942,249.54	\$1,955,324.00	+\$13,074.46	+\$13,074.46	+\$0.00				
			CONSTRSVC	\$0.00	\$0.00	\$0.00	\$0.00	+\$0.00	+\$0.00	+\$0.00				
			FFE	\$0.00	\$0.00	\$0.00	\$0.00	+\$0.00	+\$0.00	+\$0.00				
			TECHNOLOGY	\$0.00	\$0.00	\$0.00	\$0.00	+\$0.00	+\$0.00	+\$0.00				
			PRGCONTIN	\$0.00	\$0.00	\$0.00	\$0.00	+\$0.00	+\$0.00	+\$0.00				
30034	Allgood ES - Capital Renewal	Atta	Completed	\$1,360,061.29	\$1,359,061.30	\$1,333,335.24	\$1,360,061.29	+\$999.99	+\$26,726.05	+\$0.00	Nov-13	Aug-19	This will provide for modifications and upgrades to the existing buildings and facilities that will include, but not be limited to: Kitchen equipment replacement, replace lighting throughout the building, cooling tower and heat exchanger replacement, sidewalk up grade, replace water storage tanks with gas fired water heater, replace sanitary waste lines, fire and life safety upgrades	
			PRECONST	\$440.00	\$440.00	\$440.00	\$440.00	+\$0.00	+\$0.00	+\$0.00				
			ARCHITECT	\$134,830.00	\$134,830.00	\$133,517.00	\$134,830.00	+\$0.00	+\$1,313.00	+\$0.00				
			GENCONTR	\$1,224,791.29	\$1,223,791.30	\$1,199,378.24	\$1,224,791.30	+\$999.99	+\$25,413.05	-\$0.01				
			CONSTRSVC	\$0.00	\$0.00	\$0.00	\$0.00	+\$0.00	+\$0.00	+\$0.00				
			FFE	\$0.00	\$0.00	\$0.00	\$0.00	+\$0.00	+\$0.00	+\$0.00				
			TECHNOLOGY	\$0.00	\$0.00	\$0.00	\$0.00	+\$0.00	+\$0.00	+\$0.00				
			VEHICLES	\$0.00	\$0.00	\$0.00	\$0.00	+\$0.00	+\$0.00	+\$0.00				
			PRGCONTIN	\$0.00	\$0.00	\$0.00	(\$0.01)	+\$0.00	+\$0.00	+\$0.01				
30434	Cedar Grove MS - Capital Renewal	Atta	Completed	\$2,480,726.55	\$2,507,510.35	\$2,480,726.35	\$2,480,726.55	-\$26,783.80	+\$0.20	+\$0.00	Jan-14	Jul-18	The elements of construction are as follows: Remediate and repair existing storm drainage at the interior courtyard between the 700 and 800 halls and the 600 and 700 halls to eliminate flooding on Site, provide new and updated BAS Controls and Instrumentation for existing HVAC and exhaust fans in the 1999 building, replace exhaust fan systems that need to be replaced in the 1999 building, Fire Life Safety upgrades as appropriate to perform above scope	
			PRECONST	\$9,115.00	\$3,843.35	\$3,843.35	\$9,115.00	+\$5,271.65	+\$5,271.65	+\$0.00				
			ARCHITECT	\$70,361.00	\$67,784.00	\$41,000.00	\$70,361.00	+\$2,577.00	+\$29,361.00	+\$0.00				
			GENCONTR	\$2,401,250.55	\$2,435,883.00	\$2,435,883.00	\$2,401,250.55	-\$34,632.45	-\$34,632.45	+\$0.00				
			CONSTRSVC	\$0.00	\$0.00	\$0.00	\$0.00	+\$0.00	+\$0.00	+\$0.00				
			FFE	\$0.00	\$0.00	\$0.00	\$0.00	+\$0.00	+\$0.00	+\$0.00				

E-SPLOST IV Carryover Program Information

Project Number	Project	PM	Phase	Current Budget	Current Commitment	Current Expenditures	EAC	Current Budget - Commitments	Current Budget - Expenditures	Current Budget - EAC	Current Start Date	Current Finish Date	E-SPLOST IV Scope Description	Current Activity
			TECHNOLOGY	\$0.00	\$0.00	\$0.00	\$0.00	+\$0.00	+\$0.00	+\$0.00				
			VEHICLES	\$0.00	\$0.00	\$0.00	\$0.00	+\$0.00	+\$0.00	+\$0.00				
			PRGCONTIN	\$0.00	\$0.00	\$0.00	\$0.00	+\$0.00	+\$0.00	+\$0.00				
30634	Champion MS - Capital Renewal	Atta	Completed	\$537,510.74	\$534,178.16	\$512,391.54	\$537,510.74	+\$3,332.58	+\$25,119.20	+\$0.00	Jul-14	Jun-18	The elements of construction are as follows: Relocate of install new emergency utility shutoffs at lab room exit doors for access, change unit ventilators on chill water side of the system and replace existing chiller.	
			PRECONST	\$125.00	\$125.00	\$125.00	\$125.00	+\$0.00	+\$0.00	+\$0.00				
			ARCHITECT	\$28,900.00	\$32,334.16	\$28,900.00	\$28,900.00	-\$3,434.16	+\$0.00	+\$0.00				
			GENCONTR	\$508,485.74	\$501,719.00	\$483,366.54	\$508,485.74	+\$6,766.74	+\$25,119.20	+\$0.00				
			CONSTRSVC	\$0.00	\$0.00	\$0.00	\$0.00	+\$0.00	+\$0.00	+\$0.00				
			FFE	\$0.00	\$0.00	\$0.00	\$0.00	+\$0.00	+\$0.00	+\$0.00				
			TECHNOLOGY	\$0.00	\$0.00	\$0.00	\$0.00	+\$0.00	+\$0.00	+\$0.00				
			VEHICLES	\$0.00	\$0.00	\$0.00	\$0.00	+\$0.00	+\$0.00	+\$0.00				
			PRGCONTIN	\$0.00	\$0.00	\$0.00	\$0.00	+\$0.00	+\$0.00	+\$0.00				
30734	Chapel Hill ES - Capital Renewal	Atta	Completed	\$1,654,998.65	\$1,648,836.18	\$1,648,836.18	\$1,654,998.65	+\$6,162.47	+\$6,162.47	+\$0.00	Nov-13	Aug-19	Work will include, but is not limited to, the following: Replace HVAC in gymnasium building, replace roof top unit at media center, insulate condensate piping/chill water piping, replace roof edge trim, replace fluorescent lighting with LED lighting, replace acoustical panel ceiling panels, replace exterior windows, paint exterior concrete, install rubber wall base, restroom exhaust modification, and GFCI receptacles.	
			PRECONST	\$2,918.00	\$2,918.00	\$2,918.00	\$2,918.00	+\$0.00	+\$0.00	+\$0.00				
			ARCHITECT	\$153,980.00	\$147,980.00	\$147,980.00	\$153,980.00	+\$6,000.00	+\$6,000.00	+\$0.00				
			GENCONTR	\$1,459,287.50	\$1,459,125.03	\$1,459,125.03	\$1,459,287.50	+\$162.47	+\$162.47	+\$0.00				
			CONSTRSVC	\$38,813.15	\$38,813.15	\$38,813.15	\$38,813.15	+\$0.00	+\$0.00	+\$0.00				
			FFE	\$0.00	\$0.00	\$0.00	\$0.00	+\$0.00	+\$0.00	+\$0.00				
			TECHNOLOGY	\$0.00	\$0.00	\$0.00	\$0.00	+\$0.00	+\$0.00	+\$0.00				
			VEHICLES	\$0.00	\$0.00	\$0.00	\$0.00	+\$0.00	+\$0.00	+\$0.00				
			PRGCONTIN	\$0.00	\$0.00	\$0.00	\$0.00	+\$0.00	+\$0.00	+\$0.00				
30834	Columbia ES - Capital Renewal	Atta	Completed	\$989,136.63	\$989,136.63	\$989,136.63	\$989,136.63	+\$0.00	+\$0.00	+\$0.00	Jan-14	Jul-18	The elements of construction are as follows: Install HVAC in existing gymnasium, remove existing trees behind the gym and miscellaneous tree pruning on campus, and remove and replace roof on main school	

E-SPLOST IV Carryover Program Information

Project Number	Project	PM	Phase	Current Budget	Current Commitment	Current Expenditures	EAC	Current Budget - Commitments	Current Budget - Expenditures	Current Budget - EAC	Current Start Date	Current Finish Date	E-SPLOST IV Scope Description	Current Activity
													building and install new roof hatch.	
			PRECONST	\$0.00	\$0.00	\$0.00	\$0.00	+\$0.00	+\$0.00	+\$0.00				
			ARCHITECT	\$25,000.00	\$25,000.00	\$25,000.00	\$25,000.00	+\$0.00	+\$0.00	+\$0.00				
			GENCONTR	\$964,136.63	\$964,136.63	\$964,136.63	\$964,136.63	+\$0.00	+\$0.00	+\$0.00				
			CONSTRSVC	\$0.00	\$0.00	\$0.00	\$0.00	+\$0.00	+\$0.00	+\$0.00				
			FFE	\$0.00	\$0.00	\$0.00	\$0.00	+\$0.00	+\$0.00	+\$0.00				
			TECHNOLOGY	\$0.00	\$0.00	\$0.00	\$0.00	+\$0.00	+\$0.00	+\$0.00				
			VEHICLES	\$0.00	\$0.00	\$0.00	\$0.00	+\$0.00	+\$0.00	+\$0.00				
			PRGCONTIN	\$0.00	\$0.00	\$0.00	\$0.00	+\$0.00	+\$0.00	+\$0.00				
30934	Columbia MS - Capital Renewal	Atta	Completed	\$32,218.70	\$33,054.00	\$32,218.80	\$32,218.70	-\$835.30	-\$0.10	+\$0.00	Apr-15	May-18	The elements of construction are as follows: Update gym locker room exhaust air system for girls and boys locker rooms, replace kiln exhaust system.	
			PRECONST	\$0.00	\$0.00	\$0.00	\$0.00	+\$0.00	+\$0.00	+\$0.00				
			ARCHITECT	\$2,064.80	\$2,900.00	\$2,064.80	\$2,064.80	-\$835.20	+\$0.00	+\$0.00				
			GENCONTR	\$30,153.90	\$30,154.00	\$30,154.00	\$30,153.90	-\$0.10	-\$0.10	+\$0.00				
			CONSTRSVC	\$0.00	\$0.00	\$0.00	\$0.00	+\$0.00	+\$0.00	+\$0.00				
			FFE	\$0.00	\$0.00	\$0.00	\$0.00	+\$0.00	+\$0.00	+\$0.00				
			TECHNOLOGY	\$0.00	\$0.00	\$0.00	\$0.00	+\$0.00	+\$0.00	+\$0.00				
			VEHICLES	\$0.00	\$0.00	\$0.00	\$0.00	+\$0.00	+\$0.00	+\$0.00				
			PRGCONTIN	\$0.00	\$0.00	\$0.00	\$0.00	+\$0.00	+\$0.00	+\$0.00				
31134	Doraville Drivers Ed - Capital Renewal	Atta	Completed	\$227,614.82	\$233,154.10	\$227,875.18	\$227,614.82	-\$5,539.28	-\$260.36	+\$0.00	Jan-14	Aug-19	The "Project" entitled 311 – 422 Doraville Driver's Ed – Capital Renewal is composed of the replacement of the interior grease trap with an exterior grease trap and the replacement of the backflow preventer with a new backflow preventer. This will require the installation of a new concrete slab and floor finishes to match existing in the Kitchen.	
			PRECONST	\$0.00	\$0.00	\$260.00	\$0.00	+\$0.00	-\$260.00	+\$0.00				
			ARCHITECT	\$22,688.32	\$28,227.60	\$22,688.68	\$22,688.32	-\$5,539.28	-\$0.36	+\$0.00				
			GENCONTR	\$204,926.50	\$204,926.50	\$204,926.50	\$204,926.50	+\$0.00	+\$0.00	+\$0.00				
			CONSTRSVC	\$0.00	\$0.00	\$0.00	\$0.00	+\$0.00	+\$0.00	+\$0.00				
			FFE	\$0.00	\$0.00	\$0.00	\$0.00	+\$0.00	+\$0.00	+\$0.00				
			TECHNOLOGY	\$0.00	\$0.00	\$0.00	\$0.00	+\$0.00	+\$0.00	+\$0.00				
			PRGCONTIN	\$0.00	\$0.00	\$0.00	\$0.00	+\$0.00	+\$0.00	+\$0.00				
31334	Hightower ES - Capital Renewal	Atta	Construction	\$2,128,573.56	\$1,787,292.35	\$837,487.15	\$2,128,573.56	+\$341,281.21	+\$1,291,086.41	+\$0.00	Jul-19	Aug-22	Install a 20 ton HVAC package in the gym. Evaluate and repair the 2008 roof replacement over the 1958, 1960, 1966, and	

E-SPLOST IV Carryover Program Information

Project Number	Project	PM	Phase	Current Budget	Current Commitment	Current Expenditures	EAC	Current Budget - Commitments	Current Budget - Expenditures	Current Budget - EAC	Current Start Date	Current Finish Date	E-SPLOST IV Scope Description	Current Activity
													1968 buildings. Install roof hatch and ladder as appropriate. Replace the air distribution and exhaust systems throughout the 1958, 1960, 1966, and 1968 buildings. Replace the cast iron water drainage system. Provide ADA and Fire Life Safety upgrades as appropriate for the scope of work above.	
			PRECONST	\$5,258.00	\$2,990.00	\$2,990.00	\$5,258.00	+\$2,268.00	+\$2,268.00	+\$0.00				
			ARCHITECT	\$171,300.00	\$168,980.00	\$152,801.45	\$171,300.00	+\$2,320.00	+\$18,498.55	+\$0.00				
			GENCONTR	\$1,916,878.56	\$1,615,322.35	\$681,695.70	\$1,916,878.56	+\$301,556.21	+\$1,235,182.86	+\$0.00				
			CONSTRSVC	\$13,385.00	\$0.00	\$0.00	\$13,385.00	+\$13,385.00	+\$13,385.00	+\$0.00				
			FFE	\$0.00	\$0.00	\$0.00	\$0.00	+\$0.00	+\$0.00	+\$0.00				
			TECHNOLOGY	\$0.00	\$0.00	\$0.00	\$0.00	+\$0.00	+\$0.00	+\$0.00				
			PRGCONTIN	\$21,752.00	\$0.00	\$0.00	\$21,752.00	+\$21,752.00	+\$21,752.00	+\$0.00				
31434	International Student Center - Capital Renewal	Albanese	Completed	\$939,467.02	\$211,503.77	\$60,679.50	\$939,467.02	+\$727,963.25	+\$878,787.52	+\$0.00	Feb-20	Jul-20	Interior - minor interior renovations, ADA improvements, enlarge clinic and painting.	
			PRECONST	\$2,828.00	\$220.00	\$220.00	\$2,828.00	+\$2,608.00	+\$2,608.00	+\$0.00				
			ARCHITECT	\$82,997.00	\$211,283.77	\$60,459.50	\$82,997.00	-\$128,286.77	+\$22,537.50	+\$0.00				
			GENCONTR	\$834,627.02	\$0.00	\$0.00	\$834,627.02	+\$834,627.02	+\$834,627.02	+\$0.00				
			CONSTRSVC	\$7,315.00	\$0.00	\$0.00	\$7,315.00	+\$7,315.00	+\$7,315.00	+\$0.00				
			FFE	\$0.00	\$0.00	\$0.00	\$0.00	+\$0.00	+\$0.00	+\$0.00				
			TECHNOLOGY	\$0.00	\$0.00	\$0.00	\$0.00	+\$0.00	+\$0.00	+\$0.00				
			VEHICLES	\$0.00	\$0.00	\$0.00	\$0.00	+\$0.00	+\$0.00	+\$0.00				
			TNSROTHFND	\$0.00	\$0.00	\$0.00	\$0.00	+\$0.00	+\$0.00	+\$0.00				
			PRGCONTIN	\$11,700.00	\$0.00	\$0.00	\$11,700.00	+\$11,700.00	+\$11,700.00	+\$0.00				
31834	McNair HS - Capital Renewal	Atta	Completed	\$247,099.70	\$247,101.00	\$247,099.70	\$247,099.70	-\$1.30	+\$0.00	+\$0.00	Apr-15	Oct-18	The elements of construction are as follows: Provide canopy between existing facilities.	
			PRECONST	\$0.00	\$0.00	\$0.00	\$0.00	+\$0.00	+\$0.00	+\$0.00				
			ARCHITECT	\$40,760.00	\$40,760.00	\$40,760.00	\$40,760.00	+\$0.00	+\$0.00	+\$0.00				
			GENCONTR	\$204,449.70	\$204,451.00	\$204,449.70	\$204,449.70	-\$1.30	+\$0.00	+\$0.00				
			CONSTRSVC	\$1,890.00	\$1,890.00	\$1,890.00	\$1,890.00	+\$0.00	+\$0.00	+\$0.00				
			FFE	\$0.00	\$0.00	\$0.00	\$0.00	+\$0.00	+\$0.00	+\$0.00				
			TECHNOLOGY	\$0.00	\$0.00	\$0.00	\$0.00	+\$0.00	+\$0.00	+\$0.00				
			VEHICLES	\$0.00	\$0.00	\$0.00	\$0.00	+\$0.00	+\$0.00	+\$0.00				
			PRGCONTIN	\$0.00	\$0.00	\$0.00	\$0.00	+\$0.00	+\$0.00	+\$0.00				
32134	Narvie Harris ES - Capital Renewal	Atta	Completed	\$708,189.44	\$671,445.20	\$669,905.20	\$708,189.44	+\$36,744.24	+\$38,284.24	+\$0.00	Apr-15	Oct-18	The Scope of Work for this project shall include, but not be limited to, the following: Replace the roof on the 1998 building.	
			PRECONST	\$2,578.00	\$260.00	\$260.00	\$2,578.00	+\$2,318.00	+\$2,318.00	+\$0.00				

E-SPLOST IV Carryover Program Information

Project Number	Project	PM	Phase	Current Budget	Current Commitment	Current Expenditures	EAC	Current Budget - Commitments	Current Budget - Expenditures	Current Budget - EAC	Current Start Date	Current Finish Date	E-SPLOST IV Scope Description	Current Activity
			ARCHITECT	\$26,999.00	\$22,000.00	\$20,460.00	\$26,999.00	+\$4,999.00	+\$6,539.00	+\$0.00				
			GENCONTR	\$656,140.44	\$649,185.20	\$649,185.20	\$656,140.44	+\$6,955.24	+\$6,955.24	+\$0.00				
			CONSTRSVC	\$11,806.00	\$0.00	\$0.00	\$11,806.00	+\$11,806.00	+\$11,806.00	+\$0.00				
			FFE	\$0.00	\$0.00	\$0.00	\$0.00	+\$0.00	+\$0.00	+\$0.00				
			TECHNOLOGY	\$0.00	\$0.00	\$0.00	\$0.00	+\$0.00	+\$0.00	+\$0.00				
			VEHICLES	\$0.00	\$0.00	\$0.00	\$0.00	+\$0.00	+\$0.00	+\$0.00				
			PRGCONTIN	\$10,666.00	\$0.00	\$0.00	\$10,666.00	+\$10,666.00	+\$10,666.00	+\$0.00				
32334	Rock Chapel ES - Capital Renewal	Atta	Completed	\$720,640.00	\$720,640.00	\$720,640.00	\$720,640.00	+\$0.00	+\$0.00	+\$0.00	Jan-14	Jan-18	The elements of construction are as follows: Remove and replace roofing on buildings labeled C-H and other associated roofing elements as noted, remove skylights and infill roofs at these locations, remove abandoned mechanical equipment as noted, install new HVAC unit in the existing gymnasium	
			PRECONST	\$0.00	\$0.00	\$0.00	\$0.00	+\$0.00	+\$0.00	+\$0.00				
			ARCHITECT	\$43,140.00	\$43,140.00	\$43,140.00	\$43,140.00	+\$0.00	+\$0.00	+\$0.00				
			GENCONTR	\$677,500.00	\$677,500.00	\$677,500.00	\$677,500.00	+\$0.00	+\$0.00	+\$0.00				
			CONSTRSVC	\$0.00	\$0.00	\$0.00	\$0.00	+\$0.00	+\$0.00	+\$0.00				
			FFE	\$0.00	\$0.00	\$0.00	\$0.00	+\$0.00	+\$0.00	+\$0.00				
			TECHNOLOGY	\$0.00	\$0.00	\$0.00	\$0.00	+\$0.00	+\$0.00	+\$0.00				
			VEHICLES	\$0.00	\$0.00	\$0.00	\$0.00	+\$0.00	+\$0.00	+\$0.00				
			PRGCONTIN	\$0.00	\$0.00	\$0.00	\$0.00	+\$0.00	+\$0.00	+\$0.00				
32934	Stephenson HS - Capital Renewal	Atta	Completed	\$2,422,000.00	\$2,426,040.00	\$2,422,000.00	\$2,422,000.00	-\$4,040.00	+\$0.00	+\$0.00	Jan-14	Jan-18	The elements of construction are as follows: Update ADA compliance in the hall restrooms	
			PRECONST	\$0.00	\$0.00	\$0.00	\$0.00	+\$0.00	+\$0.00	+\$0.00				
			ARCHITECT	\$90,000.00	\$94,040.00	\$90,000.00	\$90,000.00	-\$4,040.00	+\$0.00	+\$0.00				
			GENCONTR	\$2,332,000.00	\$2,332,000.00	\$2,332,000.00	\$2,332,000.00	+\$0.00	+\$0.00	+\$0.00				
			CONSTRSVC	\$0.00	\$0.00	\$0.00	\$0.00	+\$0.00	+\$0.00	+\$0.00				
			FFE	\$0.00	\$0.00	\$0.00	\$0.00	+\$0.00	+\$0.00	+\$0.00				
			TECHNOLOGY	\$0.00	\$0.00	\$0.00	\$0.00	+\$0.00	+\$0.00	+\$0.00				
			VEHICLES	\$0.00	\$0.00	\$0.00	\$0.00	+\$0.00	+\$0.00	+\$0.00				
			PRGCONTIN	\$0.00	\$0.00	\$0.00	\$0.00	+\$0.00	+\$0.00	+\$0.00				
33434	Towers HS - Culinary Arts Lab	Harris	Design	\$3,770,450.59	\$1,103,467.66	\$961,863.66	\$3,770,450.59	+\$2,666,982.93	+\$2,808,586.93	+\$0.00	Feb-14	TBD by District	The elements of construction are as follows: Install door between CR302 Kitchen and CR301 Classroom; Evaluate the Family and Consumer Science CR 301 Grease Trap and replace if determined to be necessary; Various improvements, roof replacements and painting	This is a District Managed project. District is currently working on site adaptability permits. All SP4 Scope of work was completed in 2018 except the grease trap that was added to the Culinary Arts Lab

E-SPLOST IV Carryover Program Information

Project Number	Project	PM	Phase	Current Budget	Current Commitment	Current Expenditures	EAC	Current Budget - Commitments	Current Budget - Expenditures	Current Budget - EAC	Current Start Date	Current Finish Date	E-SPLOST IV Scope Description	Current Activity
													at athletic out buildings; Football storage building – Demo existing roof. Replace existing roll-roofing materials with new single ply TPO roofing system; Drainage improvements at softball field. Fill in low areas; Repair sink hole near electrical room; Remove speed hump; and Resurface and stripe track.	scope.
			PRECONST	\$5,000.00	\$0.00	\$0.00	\$5,000.00	+\$5,000.00	+\$5,000.00	+\$0.00				
			PRECONST	\$17,785.00	\$22,470.00	\$22,470.00	\$17,785.00	-\$4,685.00	-\$4,685.00	+\$0.00				
			ARCHITECT	\$87,133.00	\$66,375.00	\$66,375.00	\$87,133.00	+\$20,758.00	+\$20,758.00	+\$0.00				
			ARCHITECT	\$150,000.00	\$240,415.00	\$117,890.00	\$150,000.00	-\$90,415.00	+\$32,110.00	+\$0.00				
			GENCONTR	\$3,246,414.59	\$747,978.66	\$731,559.66	\$3,246,414.59	+\$2,498,435.93	+\$2,514,854.93	+\$0.00				
			GENCONTR	\$50,000.00	\$17,619.00	\$17,619.00	\$50,000.00	+\$32,381.00	+\$32,381.00	+\$0.00				
			CONSTRSVC	\$0.00	\$3,945.00	\$1,285.00	\$0.00	-\$3,945.00	-\$1,285.00	+\$0.00				
			CONSTRSVC	\$90,687.00	\$4,665.00	\$4,665.00	\$90,687.00	+\$86,022.00	+\$86,022.00	+\$0.00				
			FFE	\$23,477.00	\$0.00	\$0.00	\$23,477.00	+\$23,477.00	+\$23,477.00	+\$0.00				
			FFE	\$0.00	\$0.00	\$0.00	\$0.00	+\$0.00	+\$0.00	+\$0.00				
			TECHNOLOGY	\$0.00	\$0.00	\$0.00	\$0.00	+\$0.00	+\$0.00	+\$0.00				
			TECHNOLOGY	\$36,893.00	\$0.00	\$0.00	\$36,893.00	+\$36,893.00	+\$36,893.00	+\$0.00				
			VEHICLES	\$0.00	\$0.00	\$0.00	\$0.00	+\$0.00	+\$0.00	+\$0.00				
			PRGCONTIN	\$0.00	\$0.00	\$0.00	\$0.00	+\$0.00	+\$0.00	+\$0.00				
			PRGCONTIN	\$63,061.00	\$0.00	\$0.00	\$63,061.00	+\$63,061.00	+\$63,061.00	+\$0.00				
40034	Ashford Park ES - Capital Renewal - Code Requirements	Albanese	Completed	\$840,349.00	\$834,223.35	\$825,033.44	\$840,349.00	+\$6,125.65	+\$15,315.56	+\$0.00	Jan-14	Sep-19	The elements of construction are as follows: Replace kitchen equipment; Replace backflow preventers.	
			PRECONST	\$1,276.26	\$1,276.26	\$1,276.26	\$1,276.26	+\$0.00	+\$0.00	+\$0.00				
			ARCHITECT	\$47,215.14	\$47,215.14	\$42,789.57	\$47,215.14	+\$0.00	+\$4,425.57	+\$0.00				
			GENCONTR	\$791,857.60	\$785,731.95	\$780,967.61	\$791,857.60	+\$6,125.65	+\$10,889.99	+\$0.00				
			CONSTRSVC	\$0.00	\$0.00	\$0.00	\$0.00	+\$0.00	+\$0.00	+\$0.00				
			FFE	\$0.00	\$0.00	\$0.00	\$0.00	+\$0.00	+\$0.00	+\$0.00				
			TECHNOLOGY	\$0.00	\$0.00	\$0.00	\$0.00	+\$0.00	+\$0.00	+\$0.00				
			PRGCONTIN	\$0.00	\$0.00	\$0.00	\$0.00	+\$0.00	+\$0.00	+\$0.00				
40434	Cedar Grove HS - Capital Renewal - Code Requirements	Atta	Completed	\$950,587.73	\$950,587.73	\$950,587.73	\$950,587.73	+\$0.00	+\$0.00	+\$0.00	Jan-14	Dec-21	The elements of construction are as follows: Replace the existing water heaters, limited electrical to accommodate new water heaters, demolish existing baseball dugouts & athletic/maintenance storage building, replace limited area of existing underground sanitary sewer drainage pipe,	

E-SPLOST IV Carryover Program Information

Project Number	Project	PM	Phase	Current Budget	Current Commitment	Current Expenditures	EAC	Current Budget - Commitments	Current Budget - Expenditures	Current Budget - EAC	Current Start Date	Current Finish Date	E-SPLOST IV Scope Description	Current Activity
													remove & resurface existing lower asphalt parking lot, replace limited areas of damaged sidewalk throughout the campus, construct CMU baseball dugouts and storage building & install prefinished metal roofing, run new electrical service to new dugout to serve existing scoreboard, paint new CMU buildings, and install new twin 1500 grease traps.	
			PRECONST	\$16,748.73	\$16,748.73	\$16,748.73	\$16,748.73	+\$0.00	+\$0.00	+\$0.00				
			ARCHITECT	\$45,080.00	\$45,080.00	\$45,080.00	\$45,080.00	+\$0.00	+\$0.00	+\$0.00				
			GENCONTR	\$884,069.00	\$884,069.00	\$884,069.00	\$884,069.00	+\$0.00	+\$0.00	+\$0.00				
			CONSTRSVC	\$4,690.00	\$4,690.00	\$4,690.00	\$4,690.00	+\$0.00	+\$0.00	+\$0.00				
			FFE	\$0.00	\$0.00	\$0.00	\$0.00	+\$0.00	+\$0.00	+\$0.00				
			TECHNOLOGY	\$0.00	\$0.00	\$0.00	\$0.00	+\$0.00	+\$0.00	+\$0.00				
			VEHICLES	\$0.00	\$0.00	\$0.00	\$0.00	+\$0.00	+\$0.00	+\$0.00				
			PRGCONTIN	\$0.00	\$0.00	\$0.00	\$0.00	+\$0.00	+\$0.00	+\$0.00				
41534	Henderson Mill ES - Capital Renewal - Code Requirements	Albanese	Completed	\$1,003,255.00	\$1,000,013.56	\$983,924.61	\$1,003,255.00	+\$3,241.44	+\$19,330.39	+\$0.00	Mar-15	Mar-19	The elements of construction are as follows: Replace the existing grease trap and new RPZ water backflow preventer, installation of new 20 ton package HVAC System for the Gymnasium, replace existing kitchen equipment, replace unit ventilators, provide energy enhanced controls, & instrumentation.	
			PRECONST	\$0.00	\$0.00	\$0.00	\$0.00	+\$0.00	+\$0.00	+\$0.00				
			ARCHITECT	\$35,000.00	\$34,150.00	\$34,113.00	\$35,000.00	+\$850.00	+\$887.00	+\$0.00				
			GENCONTR	\$968,255.00	\$965,863.56	\$949,811.61	\$968,255.00	+\$2,391.44	+\$18,443.39	+\$0.00				
			CONSTRSVC	\$0.00	\$0.00	\$0.00	\$0.00	+\$0.00	+\$0.00	+\$0.00				
			FFE	\$0.00	\$0.00	\$0.00	\$0.00	+\$0.00	+\$0.00	+\$0.00				
			TECHNOLOGY	\$0.00	\$0.00	\$0.00	\$0.00	+\$0.00	+\$0.00	+\$0.00				
			VEHICLES	\$0.00	\$0.00	\$0.00	\$0.00	+\$0.00	+\$0.00	+\$0.00				
			TNSROTHFND	\$0.00	\$0.00	\$0.00	\$0.00	+\$0.00	+\$0.00	+\$0.00				
			PRGCONTIN	\$0.00	\$0.00	\$0.00	\$0.00	+\$0.00	+\$0.00	+\$0.00				
41834	Livsey ES - Capital Renewal - Code Requirements	Albanese	Completed	\$1,131,680.48	\$1,120,914.80	\$1,120,094.80	\$1,131,680.48	+\$10,765.68	+\$11,585.68	+\$0.00	Mar-15	Dec-19	The elements of construction are as follows: Replace existing Grease Traps in the kitchen, replace existing island kitchen hood, replace the existing roofing on the 71 building school, 71 building storage and install a roof hatch, installation of a 20 ton HVAC package system for the Gymnasium	

E-SPLOST IV Carryover Program Information

Project Number	Project	PM	Phase	Current Budget	Current Commitment	Current Expenditures	EAC	Current Budget - Commitments	Current Budget - Expenditures	Current Budget - EAC	Current Start Date	Current Finish Date	E-SPLOST IV Scope Description	Current Activity
			PRECONST	\$3,330.00	\$1,628.10	\$1,628.10	\$3,330.00	+\$1,701.90	+\$1,701.90	+\$0.00				
			ARCHITECT	\$31,999.00	\$31,650.00	\$30,830.00	\$31,999.00	+\$349.00	+\$1,169.00	+\$0.00				
			GENCONTR	\$1,096,351.48	\$1,087,636.70	\$1,087,636.70	\$1,096,351.48	+\$8,714.78	+\$8,714.78	+\$0.00				
			CONSTRSVC	\$0.00	\$0.00	\$0.00	\$0.00	+\$0.00	+\$0.00	+\$0.00				
			FFE	\$0.00	\$0.00	\$0.00	\$0.00	+\$0.00	+\$0.00	+\$0.00				
			TECHNOLOGY	\$0.00	\$0.00	\$0.00	\$0.00	+\$0.00	+\$0.00	+\$0.00				
			VEHICLES	\$0.00	\$0.00	\$0.00	\$0.00	+\$0.00	+\$0.00	+\$0.00				
			TNSROTHFND	\$0.00	\$0.00	\$0.00	\$0.00	+\$0.00	+\$0.00	+\$0.00				
PRGCONTIN	\$0.00	\$0.00	\$0.00	\$0.00	+\$0.00	+\$0.00	+\$0.00							
41934	Margaret Harris Comprehensive School - Code Requirements	Albanese	Completed	\$127,079.88	\$126,934.89	\$126,632.71	\$127,079.88	+\$144.99	+\$447.17	+\$0.00	Jan-14	Aug-19	The elements of construction are as follows: Replace grease trap and backflow preventer	
			PRECONST	\$1,361.89	\$1,361.89	\$1,361.89	\$1,361.89	+\$0.00	+\$0.00	+\$0.00				
			ARCHITECT	\$15,434.99	\$15,290.00	\$14,987.82	\$15,434.99	+\$144.99	+\$447.17	+\$0.00				
			GENCONTR	\$109,183.00	\$109,183.00	\$109,183.00	\$109,183.00	+\$0.00	+\$0.00	+\$0.00				
			CONSTRSVC	\$1,100.00	\$1,100.00	\$1,100.00	\$1,100.00	+\$0.00	+\$0.00	+\$0.00				
			FFE	\$0.00	\$0.00	\$0.00	\$0.00	+\$0.00	+\$0.00	+\$0.00				
			TECHNOLOGY	\$0.00	\$0.00	\$0.00	\$0.00	+\$0.00	+\$0.00	+\$0.00				
			VEHICLES	\$0.00	\$0.00	\$0.00	\$0.00	+\$0.00	+\$0.00	+\$0.00				
			TNSROTHFND	\$0.00	\$0.00	\$0.00	\$0.00	+\$0.00	+\$0.00	+\$0.00				
PRGCONTIN	\$0.00	\$0.00	\$0.00	\$0.00	+\$0.00	+\$0.00	+\$0.00							
42034	McLendon ES - Capital Renewal-Code Requirements	Albanese	Completed	\$251,230.46	\$251,230.46	\$254,423.00	\$251,230.46	+\$0.00	-\$3,192.54	+\$0.00	Apr-15	Nov-19	The elements of construction are as follows: Replace existing Grease Traps in the kitchen, replace the existing backflow preventers and, install new water backflow preventers on un-protected water lines, installation of a 20 ton HVAC package system for the Gymnasium	
			PRECONST	\$0.00	\$0.00	\$0.00	\$0.00	+\$0.00	+\$0.00	+\$0.00				
			ARCHITECT	\$16,850.00	\$16,850.00	\$16,850.00	\$16,850.00	+\$0.00	+\$0.00	+\$0.00				
			GENCONTR	\$234,380.46	\$234,380.46	\$237,573.00	\$234,380.46	+\$0.00	-\$3,192.54	+\$0.00				
			CONSTRSVC	\$0.00	\$0.00	\$0.00	\$0.00	+\$0.00	+\$0.00	+\$0.00				
			FFE	\$0.00	\$0.00	\$0.00	\$0.00	+\$0.00	+\$0.00	+\$0.00				
			TECHNOLOGY	\$0.00	\$0.00	\$0.00	\$0.00	+\$0.00	+\$0.00	+\$0.00				
			VEHICLES	\$0.00	\$0.00	\$0.00	\$0.00	+\$0.00	+\$0.00	+\$0.00				
			TNSROTHFND	\$0.00	\$0.00	\$0.00	\$0.00	+\$0.00	+\$0.00	+\$0.00				
PRGCONTIN	\$0.00	\$0.00	\$0.00	\$0.00	+\$0.00	+\$0.00	+\$0.00							
42334	Oakcliff ES - Capital Renewal-Code Requirements	Albanese	Completed	\$1,441,539.04	\$1,441,539.04	\$1,440,042.63	\$1,441,539.04	+\$0.00	+\$1,496.41	+\$0.00	Jan-14	Aug-19	The elements of construction are as follows: Replace grease trap and backflow preventer, roof Replacement.	
			PRECONST	\$1,507.23	\$1,507.23	\$1,507.23	\$1,507.23	+\$0.00	+\$0.00	+\$0.00				

E-SPLOST IV Carryover Program Information

Project Number	Project	PM	Phase	Current Budget	Current Commitment	Current Expenditures	EAC	Current Budget - Commitments	Current Budget - Expenditures	Current Budget - EAC	Current Start Date	Current Finish Date	E-SPLOST IV Scope Description	Current Activity
			ARCHITECT	\$85,704.33	\$85,704.33	\$84,207.92	\$85,704.33	+\$0.00	+\$1,496.41	+\$0.00				
			GENCONTR	\$1,354,327.48	\$1,354,327.48	\$1,354,327.48	\$1,354,327.48	+\$0.00	+\$0.00	+\$0.00				
			CONSTRSVC	\$0.00	\$0.00	\$0.00	\$0.00	+\$0.00	+\$0.00	+\$0.00				
			FFE	\$0.00	\$0.00	\$0.00	\$0.00	+\$0.00	+\$0.00	+\$0.00				
			TECHNOLOGY	\$0.00	\$0.00	\$0.00	\$0.00	+\$0.00	+\$0.00	+\$0.00				
			PRGCONTIN	\$0.00	\$0.00	\$0.00	\$0.00	+\$0.00	+\$0.00	+\$0.00				
42434	Pine Ridge ES - Capital Renewal - Code Requirements	Fernandez	Completed	\$2,503,955.80	\$2,428,955.80	\$2,428,955.80	\$2,503,955.80	+\$75,000.00	+\$75,000.00	+\$0.00	Jul-14	Aug-19	The elements of construction are as follows: Replace Grease Trap, replace the roof top units and water source heat pumps, replace lighting throughout the building, replace roof opening	
			PRECONST	\$270.00	\$270.00	\$270.00	\$270.00	+\$0.00	+\$0.00	+\$0.00				
			ARCHITECT	\$115,250.00	\$115,250.00	\$115,250.00	\$115,250.00	+\$0.00	+\$0.00	+\$0.00				
			GENCONTR	\$2,353,158.50	\$2,278,445.50	\$2,278,445.50	\$2,353,158.50	+\$74,713.00	+\$74,713.00	+\$0.00				
			CONSTRSVC	\$35,277.30	\$34,990.30	\$34,990.30	\$35,277.30	+\$287.00	+\$287.00	+\$0.00				
			FFE	\$0.00	\$0.00	\$0.00	\$0.00	+\$0.00	+\$0.00	+\$0.00				
			TECHNOLOGY	\$0.00	\$0.00	\$0.00	\$0.00	+\$0.00	+\$0.00	+\$0.00				
			VEHICLES	\$0.00	\$0.00	\$0.00	\$0.00	+\$0.00	+\$0.00	+\$0.00				
			PRGCONTIN	\$0.00	\$0.00	\$0.00	\$0.00	+\$0.00	+\$0.00	+\$0.00				
42834	Snappfinger ES - Capital Renewal - Code Requirements	Atta	Completed	\$191,751.26	\$191,751.26	\$191,751.26	\$191,751.26	+\$0.00	+\$0.00	+\$0.00	Apr-15	Jun-18	The elements of construction are as follows: Replace grease trap and back-flow preventer, install a 20 ton HVAC package at gym.	
			PRECONST	\$363.80	\$363.80	\$363.80	\$363.80	+\$0.00	+\$0.00	+\$0.00				
			ARCHITECT	\$15,820.00	\$15,820.00	\$15,820.00	\$15,820.00	+\$0.00	+\$0.00	+\$0.00				
			GENCONTR	\$175,567.46	\$175,567.46	\$175,567.46	\$175,567.46	+\$0.00	+\$0.00	+\$0.00				
			CONSTRSVC	\$0.00	\$0.00	\$0.00	\$0.00	+\$0.00	+\$0.00	+\$0.00				
			FFE	\$0.00	\$0.00	\$0.00	\$0.00	+\$0.00	+\$0.00	+\$0.00				
			TECHNOLOGY	\$0.00	\$0.00	\$0.00	\$0.00	+\$0.00	+\$0.00	+\$0.00				
			VEHICLES	\$0.00	\$0.00	\$0.00	\$0.00	+\$0.00	+\$0.00	+\$0.00				
			PRGCONTIN	\$0.00	\$0.00	\$0.00	\$0.00	+\$0.00	+\$0.00	+\$0.00				
43034	Woodridge ES - Capital Renewal - Code Requirements	Fernandez	Completed	\$301,452.02	\$301,452.02	\$301,452.02	\$301,452.02	+\$0.00	+\$0.00	+\$0.00	Apr-15	Dec-18	The elements of construction are as follows: Replace grease trap and backflow preventer, install a 20 ton HVAC package in the gym.	
			PRECONST	\$0.00	\$0.00	\$0.00	\$0.00	+\$0.00	+\$0.00	+\$0.00				
			ARCHITECT	\$13,820.00	\$13,820.00	\$13,820.00	\$13,820.00	+\$0.00	+\$0.00	+\$0.00				
			GENCONTR	\$287,632.02	\$287,632.02	\$287,632.02	\$287,632.02	+\$0.00	+\$0.00	+\$0.00				
			CONSTRSVC	\$0.00	\$0.00	\$0.00	\$0.00	+\$0.00	+\$0.00	+\$0.00				
			FFE	\$0.00	\$0.00	\$0.00	\$0.00	+\$0.00	+\$0.00	+\$0.00				
			TECHNOLOGY	\$0.00	\$0.00	\$0.00	\$0.00	+\$0.00	+\$0.00	+\$0.00				

E-SPLOST IV Carryover Program Information

Project Number	Project	PM	Phase	Current Budget	Current Commitment	Current Expenditures	EAC	Current Budget - Commitments	Current Budget - Expenditures	Current Budget - EAC	Current Start Date	Current Finish Date	E-SPLOST IV Scope Description	Current Activity
			VEHICLES	\$0.00	\$0.00	\$0.00	\$0.00	+\$0.00	+\$0.00	+\$0.00				
			PRGCONTIN	\$0.00	\$0.00	\$0.00	\$0.00	+\$0.00	+\$0.00	+\$0.00				
50134	Austin Elementary School Replacement	Atta	Completed	\$25,673,326.00	\$25,684,427.87	\$24,972,305.36	\$25,673,326.00	-\$11,101.87	+\$701,020.64	+\$0.00	Mar-13	Nov-19	The scope of work for this project is to use the prototypical design for a 920-seat, 59 Instructional Units (I.U.'s) elementary school and adapt and construct the new building on the school's original site.	
			PRECONST	\$53,396.00	\$53,361.65	\$52,761.65	\$53,396.00	+\$34.35	+\$634.35	+\$0.00				
			ARCHITECT	\$616,675.00	\$614,687.50	\$609,865.50	\$616,675.00	+\$1,987.50	+\$6,809.50	+\$0.00				
			GENCONTR	\$22,885,542.00	\$22,933,937.00	\$22,933,937.00	\$22,885,542.00	-\$48,395.00	-\$48,395.00	+\$0.00				
			CONSTRSVC	\$143,953.75	\$125,920.53	\$125,158.03	\$143,953.75	+\$18,033.22	+\$18,795.72	+\$0.00				
			FFE	\$592,481.00	\$596,077.74	\$596,077.74	\$592,481.00	-\$3,596.74	-\$3,596.74	+\$0.00				
			TECHNOLOGY	\$1,381,003.25	\$1,360,443.45	\$654,505.44	\$1,381,003.25	+\$20,559.80	+\$726,497.81	+\$0.00				
			PRGCONTIN	\$275.00	\$0.00	\$0.00	\$275.00	+\$275.00	+\$275.00	+\$0.00				
50234	Early Learning Center	Albanese	Completed	\$2,682,284.00	\$2,113,392.04	\$1,999,587.12	\$2,682,284.00	+\$568,891.96	+\$682,696.88	+\$0.00	Jul-17	Feb-20	The scope of this project is to provide full professional architectural, engineering and construction services for DCSD Project 502-422 Former Terry Mill Elementary School Renovations Project. Design professionals should ensure that all plumbing fixtures meet the code requirements, are adequately sized for the intended users, and are ADA compliant. Interior spaces are to be modified to accommodate the end users as identified on the floor plan. Design options should explore providing ramp access near the stairs leading down to the 1969 building. Security enhancements, lighting upgrades and HVAC improvements should all be included in the design package. Exterior improvements will include outdoor play areas, a playground closer to the facility, and landscaping beautification elements. The general area of work can be seen on the attached site plans, however the specific areas to be re-paved will be identified at the mandatory site visit.	
			PRECONST	\$34,199.00	\$5,450.00	\$5,450.00	\$34,199.00	+\$28,749.00	+\$28,749.00	+\$0.00				
			ARCHITECT	\$88,374.00	\$0.00	\$0.00	\$88,374.00	+\$88,374.00	+\$88,374.00	+\$0.00				
			GENCONTR	\$2,115,759.00	\$1,976,746.22	\$1,862,941.30	\$2,115,759.00	+\$139,012.78	+\$252,817.70	+\$0.00				

E-SPLOST IV Carryover Program Information

Project Number	Project	PM	Phase	Current Budget	Current Commitment	Current Expenditures	EAC	Current Budget - Commitments	Current Budget - Expenditures	Current Budget - EAC	Current Start Date	Current Finish Date	E-SPLOST IV Scope Description	Current Activity
			CONSTRSVC	\$36,679.00	\$0.00	\$0.00	\$36,679.00	+\$36,679.00	+\$36,679.00	+\$0.00				
			FFE	\$135,833.00	\$28,305.57	\$28,305.57	\$135,833.00	+\$107,527.43	+\$107,527.43	+\$0.00				
			TECHNOLOGY	\$166,026.00	\$102,890.25	\$102,890.25	\$166,026.00	+\$63,135.75	+\$63,135.75	+\$0.00				
			PRGCONTIN	\$105,414.00	\$0.00	\$0.00	\$105,414.00	+\$105,414.00	+\$105,414.00	+\$0.00				
50534	McNair Middle School replacement	Fernandez	Completed	\$42,592,213.00	\$39,599,629.77	\$38,184,489.07	\$42,592,213.00	+\$2,992,583.23	+\$4,407,723.93	+\$0.00	Nov-15	Jan-20	Middle School Replacement: Includes preliminary site grading, tree removal, utility infrastructure, and selective demolition	
			PRECONST	\$441,051.00	\$434,516.75	\$236,361.35	\$441,051.00	+\$6,534.25	+\$204,689.65	+\$0.00				
			ARCHITECT	\$2,095,723.00	\$2,095,723.00	\$2,079,777.70	\$2,095,723.00	+\$0.00	+\$15,945.30	+\$0.00				
			GENCONTR	\$35,075,992.00	\$35,395,555.00	\$34,194,515.00	\$35,075,992.00	-\$319,563.00	+\$881,477.00	+\$0.00				
			CONSTRSVC	\$1,219,093.00	\$417,566.10	\$417,566.10	\$1,219,093.00	+\$801,526.90	+\$801,526.90	+\$0.00				
			FFE	\$1,366,951.00	\$1,225,338.92	\$1,225,338.92	\$1,366,951.00	+\$141,612.08	+\$141,612.08	+\$0.00				
			TECHNOLOGY	\$1,464,069.00	\$30,930.00	\$30,930.00	\$1,464,069.00	+\$1,433,139.00	+\$1,433,139.00	+\$0.00				
			VEHICLES	\$0.00	\$0.00	\$0.00	\$0.00	+\$0.00	+\$0.00	+\$0.00				
			PRGCONTIN	\$929,334.00	\$0.00	\$0.00	\$929,334.00	+\$929,334.00	+\$929,334.00	+\$0.00				
50734	Pleasantdale Elementary School Replacement	Fernandez	Completed	\$28,569,834.68	\$26,960,402.74	\$21,432,372.74	\$28,569,834.68	+\$1,609,431.94	+\$7,137,461.94	+\$0.00	Mar-13	Dec-20	The scope of work for this project is to use the prototypical design for a 900-seat, 59 Instructional Units (I.U.'s) elementary school and adapt and construct the new building on the school's original site.	
			PRECONST	\$35,780.00	\$35,779.65	\$35,779.65	\$35,780.00	+\$0.35	+\$0.35	+\$0.00				
			ARCHITECT	\$614,070.00	\$613,110.00	\$491,660.00	\$614,070.00	+\$960.00	+\$122,410.00	+\$0.00				
			GENCONTR	\$26,013,434.00	\$26,003,434.00	\$20,596,854.00	\$26,013,434.00	+\$10,000.00	+\$5,416,580.00	+\$0.00				
			CONSTRSVC	\$332,587.68	\$307,609.95	\$307,609.95	\$332,587.68	+\$24,977.73	+\$24,977.73	+\$0.00				
			FFE	\$589,481.00	\$469.14	\$469.14	\$589,481.00	+\$589,011.86	+\$589,011.86	+\$0.00				
			TECHNOLOGY	\$984,482.00	\$0.00	\$0.00	\$984,482.00	+\$984,482.00	+\$984,482.00	+\$0.00				
			VEHICLES	\$0.00	\$0.00	\$0.00	\$0.00	+\$0.00	+\$0.00	+\$0.00				
			TNSROTHFND	\$0.00	\$0.00	\$0.00	\$0.00	+\$0.00	+\$0.00	+\$0.00				
			PRGCONTIN	\$0.00	\$0.00	\$0.00	\$0.00	+\$0.00	+\$0.00	+\$0.00				
50834	Rockbridge Elementary School Replacement	Lemon	Completed	\$20,941,959.59	\$20,767,117.23	\$20,782,706.54	\$20,941,959.59	+\$174,842.36	+\$159,253.05	+\$0.00	Mar-13	Jan-18	The scope of work for this project is to use the prototypical design for a 900-seat, 58 Instructional Units (I.U.'s) elementary school and adapt and construct the new building on the school's original site.	
			PRECONST	\$49,596.86	\$46,943.37	\$46,923.37	\$49,596.86	+\$2,653.49	+\$2,673.49	+\$0.00				
			ARCHITECT	\$567,232.50	\$567,232.50	\$567,232.50	\$567,232.50	+\$0.00	+\$0.00	+\$0.00				
			GENCONTR	\$18,576,124.00	\$18,525,038.00	\$18,525,038.00	\$18,576,124.00	+\$51,086.00	+\$51,086.00	+\$0.00				
			CONSTRSVC	\$280,854.18	\$236,940.18	\$236,940.18	\$280,854.03	+\$43,914.00	+\$43,914.00	+\$0.15				
			FFE	\$492,568.50	\$430,988.94	\$430,988.94	\$492,568.50	+\$61,579.56	+\$61,579.56	+\$0.00				
			TECHNOLOGY	\$975,583.55	\$959,974.24	\$975,583.55	\$975,583.70	+\$15,609.31	+\$0.00	-\$0.15				

E-SPLOST IV Carryover Program Information

Project Number	Project	PM	Phase	Current Budget	Current Commitment	Current Expenditures	EAC	Current Budget - Commitments	Current Budget - Expenditures	Current Budget - EAC	Current Start Date	Current Finish Date	E-SPLOST IV Scope Description	Current Activity
			VEHICLES	\$0.00	\$0.00	\$0.00	\$0.00	+\$0.00	+\$0.00	+\$0.00				
			PRGCONTIN	\$0.00	\$0.00	\$0.00	\$0.00	+\$0.00	+\$0.00	+\$0.00				
50934	Smoke Rise Elementary School Replacement	Albanese	Closeout	\$30,011,279.00	\$27,219,367.59	\$27,163,363.13	\$30,011,279.00	+\$2,791,911.41	+\$2,847,915.87	+\$0.00	Mar-13	May-22	The scope of work for this project is to use the prototypical design for a 900-seat, 58 Instructional Units (I.U.'s) elementary school and adapt and construct the new building on the school's original site.	
			PRECONST	\$250,000.00	\$194,799.05	\$189,789.05	\$250,000.00	+\$55,200.95	+\$60,210.95	+\$0.00				
			ARCHITECT	\$837,500.00	\$820,472.00	\$769,477.54	\$837,500.00	+\$17,028.00	+\$68,022.46	+\$0.00				
			GENCONTR	\$26,447,000.00	\$25,833,413.00	\$25,833,413.00	\$26,447,000.00	+\$613,587.00	+\$613,587.00	+\$0.00				
			CONSTRSVC	\$500,000.00	\$229,222.15	\$229,222.15	\$500,000.00	+\$270,777.85	+\$270,777.85	+\$0.00				
			FFELESS5K	\$575,000.00	\$4,995.00	\$4,995.00	\$575,000.00	+\$570,005.00	+\$570,005.00	+\$0.00				
			FFE	\$75,000.00	\$35,473.95	\$35,473.95	\$75,000.00	+\$39,526.05	+\$39,526.05	+\$0.00				
			TECHNOLOGY	\$1,200,000.00	\$100,992.44	\$100,992.44	\$1,200,000.00	+\$1,099,007.56	+\$1,099,007.56	+\$0.00				
			VEHICLES	\$0.00	\$0.00	\$0.00	\$0.00	+\$0.00	+\$0.00	+\$0.00				
			TNSROTHFND	\$0.00	\$0.00	\$0.00	\$0.00	+\$0.00	+\$0.00	+\$0.00				
			PRGCONTIN	\$126,779.00	\$0.00	\$0.00	\$126,779.00	+\$126,779.00	+\$126,779.00	+\$0.00				
51034	Comprehensive Arts School at former Avondale MS	To Be Determined	Deferred	\$11,127,167.00	\$715,505.31	\$371,661.56	\$11,127,167.00	+\$10,411,661.69	+\$10,755,505.44	+\$0.00	Feb-14	TBD	The anticipated scope element is the addition of a 13,400 SF theater and 4,000 SF of renovation work on the existing building.	
			PRECONST	\$125,000.00	\$70,480.77	\$70,480.77	\$125,000.00	+\$54,519.23	+\$54,519.23	+\$0.00				
			ARCHITECT	\$502,167.00	\$501,560.00	\$260,212.25	\$502,167.00	+\$607.00	+\$241,954.75	+\$0.00				
			GENCONTR	\$8,650,000.00	\$102,496.00	\$0.00	\$8,650,000.00	+\$8,547,504.00	+\$8,650,000.00	+\$0.00				
			CONSTRSVC	\$225,000.00	\$0.00	\$0.00	\$225,000.00	+\$225,000.00	+\$225,000.00	+\$0.00				
			FFE	\$500,000.00	\$27,354.00	\$27,354.00	\$500,000.00	+\$472,646.00	+\$472,646.00	+\$0.00				
			TECHNOLOGY	\$500,000.00	\$13,614.54	\$13,614.54	\$500,000.00	+\$486,385.46	+\$486,385.46	+\$0.00				
			VEHICLES	\$0.00	\$0.00	\$0.00	\$0.00	+\$0.00	+\$0.00	+\$0.00				
			TNSROTHFND	\$0.00	\$0.00	\$0.00	\$0.00	+\$0.00	+\$0.00	+\$0.00				
			PRGCONTIN	\$625,000.00	\$0.00	\$0.00	\$625,000.00	+\$625,000.00	+\$625,000.00	+\$0.00				
51134	Coralwood Diagnostic Center Addition (Associated With Project 421-213)	Atta	Completed	\$8,094,210.00	\$6,712,811.24	\$6,682,954.74	\$8,094,210.00	+\$1,381,398.76	+\$1,411,255.26	+\$0.00	Mar-17	May-21	The scope includes renovations of the existing facility, a classroom addition including but not limited to standard classrooms, clinic, music, art, and playground modifications.	
			PRECONST	\$0.00	\$0.00	\$0.00	\$0.00	+\$0.00	+\$0.00	+\$0.00				
			ARCHITECT	\$500,000.00	\$325,315.00	\$302,477.50	\$500,000.00	+\$174,685.00	+\$197,522.50	+\$0.00				
			GENCONTR	\$6,480,000.00	\$6,314,450.08	\$6,307,431.08	\$6,480,000.00	+\$165,549.92	+\$172,568.92	+\$0.00				
			CONSTRSVC	\$226,483.00	\$13,793.90	\$13,793.90	\$226,483.00	+\$212,689.10	+\$212,689.10	+\$0.00				
			FFELESS5K	\$150,000.00	\$0.00	\$0.00	\$150,000.00	+\$150,000.00	+\$150,000.00	+\$0.00				
			FFE	\$163,735.00	\$0.00	\$0.00	\$163,735.00	+\$163,735.00	+\$163,735.00	+\$0.00				

E-SPLOST IV Carryover Program Information

Project Number	Project	PM	Phase	Current Budget	Current Commitment	Current Expenditures	EAC	Current Budget - Commitments	Current Budget - Expenditures	Current Budget - EAC	Current Start Date	Current Finish Date	E-SPLOST IV Scope Description	Current Activity
			TECHNOLOGY	\$350,991.00	\$59,252.26	\$59,252.26	\$350,991.00	+\$291,738.74	+\$291,738.74	+\$0.00				
			VEHICLES	\$0.00	\$0.00	\$0.00	\$0.00	+\$0.00	+\$0.00	+\$0.00				
			TNSROTHFND	\$0.00	\$0.00	\$0.00	\$0.00	+\$0.00	+\$0.00	+\$0.00				
			PRGCONTIN	\$223,001.00	\$0.00	\$0.00	\$223,001.00	+\$223,001.00	+\$223,001.00	+\$0.00				
51534	Stone Mountain High School Renovations	Fernandez	Completed	\$9,306,773.77	\$9,295,514.27	\$9,297,009.27	\$9,306,773.47	+\$11,259.50	+\$9,764.50	+\$0.30	Mar-14	Aug-18	The elements of construction are as follows: Mill and Resurface Roadways and Drive Aisles, Parking Lots: Mill, Resurface and Restripe Parking Lots, Accessibility: Provide Curb Ramps at Sidewalks and Crosswalks to Allow Proper Access to Entrance, Baseball and Softball Fields: Replace Fencing and Backstops. Repair Dugouts and Scoreboard, Running Track: Replace Running Track with Synthetic Surface, Tennis Court: Resurface Tennis Court, Renovate Gang Restrooms (Boy's and Girl's) – ADA Compliant (Toilet stalls, Plumbing Fixtures, Walls and Finish Flooring, etc), Renovate Chemistry Science Labs / Storage – Casework: Lab Workstations, Teacher's Demonstration Desk, Students Desks, Eyewash Stations, Fume Hoods, Shelving, Finish Flooring, etc., Renovate Family Cons. & Science – Casework: Base Cabinets and Upper Fixed Cabinets, Finish Flooring, Ceiling, etc., Replacement of carpet – Administration Suite, Media Center and Offices, Auditorium, Social Studies, Lecture Rooms, Classrooms, etc., Replacement of Storefront / GI	
			PRECONST	\$15,138.90	\$29,777.48	\$31,272.48	\$15,138.90	-\$14,638.58	-\$16,133.58	+\$0.00				
			ARCHITECT	\$503,660.91	\$503,660.91	\$503,660.91	\$503,660.91	+\$0.00	+\$0.00	+\$0.00				
			GENCONTR	\$8,394,918.10	\$8,394,918.10	\$8,394,918.10	\$8,394,918.10	+\$0.00	+\$0.00	+\$0.00				
			CONSTRSVC	\$102,981.56	\$78,488.48	\$78,488.48	\$102,981.56	+\$24,493.08	+\$24,493.08	+\$0.00				
			FFE	\$285,794.30	\$285,794.30	\$285,794.30	\$285,794.00	+\$0.00	+\$0.00	+\$0.30				
			TECHNOLOGY	\$4,280.00	\$2,875.00	\$2,875.00	\$4,280.00	+\$1,405.00	+\$1,405.00	+\$0.00				
			VEHICLES	\$0.00	\$0.00	\$0.00	\$0.00	+\$0.00	+\$0.00	+\$0.00				
			PRGCONTIN	\$0.00	\$0.00	\$0.00	\$0.00	+\$0.00	+\$0.00	+\$0.00				
51634	John R. Lewis Elementary School Design	Albanese	Completed	\$631,150.86	\$506,198.00	\$555,322.50	\$631,150.86	+\$124,952.86	+\$75,828.36	+\$0.00	Oct-12	Jul-18	Used to be Elementary School Prototype Development (Two	

E-SPLOST IV Carryover Program Information

Project Number	Project	PM	Phase	Current Budget	Current Commitment	Current Expenditures	EAC	Current Budget - Commitments	Current Budget - Expenditures	Current Budget - EAC	Current Start Date	Current Finish Date	E-SPLOST IV Scope Description	Current Activity
													Schools) (Non-Construction)	
			ARCHITECT	\$630,930.86	\$505,978.00	\$555,102.50	\$630,930.86	+\$124,952.86	+\$75,828.36	+\$0.00				
			GENCONTR	\$220.00	\$220.00	\$220.00	\$220.00	+\$0.00	+\$0.00	+\$0.00				
51934	Cross Keys North ES Site Adaptation and Construction Administration Services	Fernandez	Completed	\$645,000.00	\$592,645.00	\$440,263.50	\$645,000.00	+\$52,355.00	+\$204,736.50	+\$0.00	Jun-17	Mar-20	New 900-seat Prototype elementary school, including land purchase	
			ARCHITECT	\$645,000.00	\$592,645.00	\$440,263.50	\$645,000.00	+\$52,355.00	+\$204,736.50	+\$0.00				
90534	Demolition - Demolition	Minich	Completed	\$4,306,309.00	\$3,818,292.55	\$3,728,511.68	\$4,306,309.00	+\$488,016.45	+\$577,797.32	+\$0.00	Oct-12	Sep-17	The scope of work will include, but is not limited to the following: Shutting down, disconnecting, and capping/making safe all utilities, including scheduling and coordination with utility companies. This includes but is not restricted to electric, natural gas, water, storm water, sanitary sewer, phone, cable and fiber optic, complete demolition of all structures and out buildings on the property, including but not restricted to all below grade footings, foundations, tunnels, slabs, piping, wiring, ductwork, and underground storage tanks (if any), removal and demolition of all materials remaining in the building including but not restricted to furniture, fixtures, equipment, and curriculum materials, Backfill of all excavated foundations, pipe, conduit, etc., Removal of all asphalt and concrete paving, walks, curbs, signage, bumper blocks, and other site improvements.	
			PRECONST	\$926,803.00	\$899,556.35	\$898,476.35	\$926,803.00	+\$27,246.65	+\$28,326.65	+\$0.00				
			ARCHITECT	\$0.00	\$0.00	\$0.00	\$0.00	+\$0.00	+\$0.00	+\$0.00				
			GENCONTR	\$3,269,015.00	\$2,815,748.67	\$2,727,047.80	\$3,269,015.00	+\$453,266.33	+\$541,967.20	+\$0.00				
			CONSTRSVC	\$110,491.00	\$102,987.53	\$102,987.53	\$110,491.00	+\$7,503.47	+\$7,503.47	+\$0.00				
			FFE	\$0.00	\$0.00	\$0.00	\$0.00	+\$0.00	+\$0.00	+\$0.00				
			TECHNOLOGY	\$0.00	\$0.00	\$0.00	\$0.00	+\$0.00	+\$0.00	+\$0.00				
			PRGCONTIN	\$0.00	\$0.00	\$0.00	\$0.00	+\$0.00	+\$0.00	+\$0.00				
99934	SPLOST IV Program Contingency	Butler	Non-Construction	\$2,210,750.71	\$0.00	\$0.00	\$2,210,750.71	+\$2,210,750.71	+\$2,210,750.71	+\$0.00	Oct-12	Aug-17	SPLOST IV Program Contingency	
			GENCONTR	\$0.00	\$0.00	\$0.00	\$0.00	+\$0.00	+\$0.00	+\$0.00				
			VEHICLES	\$0.00	\$0.00	\$0.00	\$0.00	+\$0.00	+\$0.00	+\$0.00				

E-SPLOST IV Carryover Program Information

Project Number	Project	PM	Phase	Current Budget	Current Commitment	Current Expenditures	EAC	Current Budget - Commitments	Current Budget - Expenditures	Current Budget - EAC	Current Start Date	Current Finish Date	E-SPLOST IV Scope Description	Current Activity
			PRGCONTIN	\$2,210,750.71	\$0.00	\$0.00	\$2,210,750.71	+\$2,210,750.71	+\$2,210,750.71	+\$0.00				
Overall - Total			Overall - Total	\$270,617,807.31	\$242,736,159.76	\$231,751,787.40	\$270,617,807.01	+\$27,881,647.55	+\$38,866,019.91	+\$0.30				

E-SPLOST V Program Information

Project Number	Project	PM	Phase	Current Budget	Current Commitment	Current Expenditures	EAC	Current Budget - Commitments	Current Budget - Expenditures	Current Budget - EAC	Current Start Date	Current Finish Date	E-SPLOST V Scope Description	Current Activity
00035	SPLOST V Management Support	To Be Determined	Ongoing	\$0.00	\$0.00	\$0.00	\$0.00	+\$0.00	+\$0.00	+\$0.00				
			MGTADMIN	\$0.00	\$0.00	\$0.00	\$0.00	+\$0.00	+\$0.00	+\$0.00				
			TNSROTHFND	\$0.00	\$0.00	\$0.00	\$0.00	+\$0.00	+\$0.00	+\$0.00				
10135	Sprinkler Installation A	Nunnally	Design	\$8,676,915.00	\$220.00	\$220.00	\$8,676,915.00	+\$8,676,695.00	+\$8,676,695.00	+\$0.00	Feb-21	Feb-24	Sprinkler installation at 5 schools: Columbia HS, Dunaire ES, Former Wadsworth Facility (Temporary Rockbridge ES), International Student Center (Midway), and Wadsworth Magnet (Knollwood)	Additional scope design delayed pending BOE approval of AE's contract amendment for the additional services
			ARCHITECT	\$86,769.00	\$0.00	\$0.00	\$86,769.00	+\$86,769.00	+\$86,769.00	+\$0.00				
			GENCONTR	\$7,635,685.00	\$0.00	\$0.00	\$7,635,685.00	+\$7,635,685.00	+\$7,635,685.00	+\$0.00				
			CONSTRSVC	\$86,769.00	\$220.00	\$220.00	\$86,769.00	+\$86,549.00	+\$86,549.00	+\$0.00				
			PRGCONTIN	\$867,692.00	\$0.00	\$0.00	\$867,692.00	+\$867,692.00	+\$867,692.00	+\$0.00				
10235	Sprinkler Installation B	Nunnally	Design	\$9,671,848.00	\$220.00	\$220.00	\$9,671,848.00	+\$9,671,628.00	+\$9,671,628.00	+\$0.00	Mar-21	Apr-24	Sprinkler installation at 7 schools: Allgood ES, Brockett ES, Evansdale ES, John Lewis ES (temporary/Druid Hills), Margaret Harris Comprehensive School, Stone Mill ES, Stone Mountain ES	Additional scope design delayed pending BOE approval of AE's contract amendment for the additional services
			ARCHITECT	\$96,719.00	\$0.00	\$0.00	\$96,719.00	+\$96,719.00	+\$96,719.00	+\$0.00				
			GENCONTR	\$8,511,225.00	\$0.00	\$0.00	\$8,511,225.00	+\$8,511,225.00	+\$8,511,225.00	+\$0.00				
			CONSTRSVC	\$96,719.00	\$220.00	\$220.00	\$96,719.00	+\$96,499.00	+\$96,499.00	+\$0.00				
			PRGCONTIN	\$967,185.00	\$0.00	\$0.00	\$967,185.00	+\$967,185.00	+\$967,185.00	+\$0.00				
10335	Sprinkler Installation C	Nunnally	Design	\$10,090,355.00	\$0.00	\$0.00	\$10,090,355.00	+\$10,090,355.00	+\$10,090,355.00	+\$0.00	May-21	Jun-24	Sprinkler Installation C. Sprinkler installation at 6 schools: Chesnut ES, Huntley Hills ES, Montgomery ES, Sequoyah MS, Vanderlyn ES, and Woodward ES	Additional scope design delayed pending BOE approval of AE's contract amendment for the additional services
			ARCHITECT	\$100,904.00	\$0.00	\$0.00	\$100,904.00	+\$100,904.00	+\$100,904.00	+\$0.00				
			GENCONTR	\$8,879,512.00	\$0.00	\$0.00	\$8,879,512.00	+\$8,879,512.00	+\$8,879,512.00	+\$0.00				
			CONSTRSVC	\$100,904.00	\$0.00	\$0.00	\$100,904.00	+\$100,904.00	+\$100,904.00	+\$0.00				
			PRGCONTIN	\$1,009,035.00	\$0.00	\$0.00	\$1,009,035.00	+\$1,009,035.00	+\$1,009,035.00	+\$0.00				
10935	Life, Safety Set-aside	Atta	Planning	\$3,530,000.00	\$0.00	\$0.00	\$3,530,000.00	+\$3,530,000.00	+\$3,530,000.00	+\$0.00	Aug-17	Jul-22	Set-aside funds for other fire and life safety improvements, which could include enhancements to fire alarm systems, emergency lighting, and other life safety improvements to support our partnership with the DeKalb Fire Marshal's office.	
			MGTADMIN	\$3,530,000.00	\$0.00	\$0.00	\$3,530,000.00	+\$3,530,000.00	+\$3,530,000.00	+\$0.00				
11135	Fence Installation A	Henry	Closeout	\$862,459.00	\$406,588.00	\$406,588.00	\$862,459.00	+\$455,871.00	+\$455,871.00	+\$0.00	Apr-20	Aug-21	Fence installation at 12 schools: Arabia Mountain HS, Bob Mathis ES, Cedar	

E-SPLOST V Program Information

Project Number	Project	PM	Phase	Current Budget	Current Commitment	Current Expenditures	EAC	Current Budget - Commitments	Current Budget - Expenditures	Current Budget - EAC	Current Start Date	Current Finish Date	E-SPLOST V Scope Description	Current Activity
													Grove ES, Cedar Grove HS, Fairington ES, Flat Shoals ES, International Student Center (Midway), Lithonia HS, Rainbow ES, Redan ES, Wadsworth Magnet (Knollwood), and Woodridge ES	
			ARCHITECT	\$14,624.00	\$0.00	\$0.00	\$14,624.00	+\$14,624.00	+\$14,624.00	+\$0.00				
			GENCONTR	\$754,820.00	\$406,588.00	\$406,588.00	\$754,820.00	+\$348,232.00	+\$348,232.00	+\$0.00				
			FFE	\$19,893.00	\$0.00	\$0.00	\$19,893.00	+\$19,893.00	+\$19,893.00	+\$0.00				
			PRGCONTIN	\$73,122.00	\$0.00	\$0.00	\$73,122.00	+\$73,122.00	+\$73,122.00	+\$0.00				
11235	Fence Installation B	Henry	Closeout	\$776,115.00	\$380,260.00	\$380,260.00	\$776,115.00	+\$395,855.00	+\$395,855.00	+\$0.00	Jun-20	Aug-21	Fence installation at 12 schools: Allgood ES, Clarkston HS, Druid Hills MS, Dunaire ES, E. L. Miller ES, Freedom MS, Hambrick ES, Idlewood ES, Laurel Ridge ES, Margaret Harris Comprehensive School, Stephenson MS, and Stoneview ES	
			ARCHITECT	\$13,762.00	\$0.00	\$0.00	\$13,762.00	+\$13,762.00	+\$13,762.00	+\$0.00				
			GENCONTR	\$726,110.00	\$380,260.00	\$380,260.00	\$726,110.00	+\$345,850.00	+\$345,850.00	+\$0.00				
			PRGCONTIN	\$36,243.00	\$0.00	\$0.00	\$36,243.00	+\$36,243.00	+\$36,243.00	+\$0.00				
11335	Fence Installation C	Henry	Closeout	\$1,126,957.00	\$376,088.00	\$376,088.00	\$1,126,957.00	+\$750,869.00	+\$750,869.00	+\$0.00	Sep-20	Sep-21	Fence installation at 12 schools: Briar Vista ES, Cary Reynolds ES, Chesnut ES, Cross Keys HS, Dresden ES, Henderson Mill ES, Kingsley ES, Kittredge Magnet, Oak Grove ES, Sequoyah MS, Vanderlyn ES, and Woodward ES	
			ARCHITECT	\$11,290.00	\$0.00	\$0.00	\$11,290.00	+\$11,290.00	+\$11,290.00	+\$0.00				
			GENCONTR	\$1,059,340.00	\$376,088.00	\$376,088.00	\$1,059,340.00	+\$683,252.00	+\$683,252.00	+\$0.00				
			PRGCONTIN	\$56,327.00	\$0.00	\$0.00	\$56,327.00	+\$56,327.00	+\$56,327.00	+\$0.00				
11435	Athletic Field Fencing for High Schools	Henry	Construction-Procure	\$1,200,000.00	\$65,407.00	\$32,652.50	\$1,200,000.00	+\$1,134,593.00	+\$1,167,347.50	+\$0.00	Aug-21	Aug-22	Installation of fencing around the athletic fields to protect and secure the new fields from intruders as well as provide security for the student athletes during practice.	
			ARCHITECT	\$90,000.00	\$65,407.00	\$32,652.50	\$90,000.00	+\$24,593.00	+\$57,347.50	+\$0.00				
			GENCONTR	\$1,026,000.00	\$0.00	\$0.00	\$1,026,000.00	+\$1,026,000.00	+\$1,026,000.00	+\$0.00				
			CONSTRSVC	\$30,000.00	\$0.00	\$0.00	\$30,000.00	+\$30,000.00	+\$30,000.00	+\$0.00				
			PRGCONTIN	\$54,000.00	\$0.00	\$0.00	\$54,000.00	+\$54,000.00	+\$54,000.00	+\$0.00				
11535	Security Vestibules A	Henry	Construction	\$2,910,902.00	\$2,780,722.55	\$221,531.08	\$2,910,902.00	+\$130,179.45	+\$2,689,370.92	+\$0.00	Jun-20	Oct-22	Installation of security vestibules at 10 schools: Bob Mathis ES, Cedar Grove ES, Columbia ES, International Student Center (Midway), McNair HS, Rainbow ES, Stephenson MS, Stone Mountain HS, Wadsworth	

E-SPLOST V Program Information

Project Number	Project	PM	Phase	Current Budget	Current Commitment	Current Expenditures	EAC	Current Budget - Commitments	Current Budget - Expenditures	Current Budget - EAC	Current Start Date	Current Finish Date	E-SPLOST V Scope Description	Current Activity
													Magnet (Knollwood), and Woodridge ES	
			PRECONST	\$19,309.00	\$220.00	\$220.00	\$19,309.00	+\$19,089.00	+\$19,089.00	+\$0.00				
			ARCHITECT	\$261,300.00	\$261,300.00	\$221,311.08	\$261,300.00	+\$0.00	+\$39,988.92	+\$0.00				
			GENCONTR	\$15,174.45	\$0.00	\$0.00	\$15,174.45	+\$15,174.45	+\$15,174.45	+\$0.00				
			GENCONTR	\$239,168.96	\$239,168.96	\$0.00	\$239,168.96	+\$0.00	+\$239,168.96	+\$0.00				
			GENCONTR	\$266,411.77	\$266,411.77	\$0.00	\$266,411.77	+\$0.00	+\$266,411.77	+\$0.00				
			GENCONTR	\$146,825.03	\$146,825.03	\$0.00	\$146,825.03	+\$0.00	+\$146,825.03	+\$0.00				
			GENCONTR	\$159,004.42	\$159,004.42	\$0.00	\$159,004.42	+\$0.00	+\$159,004.42	+\$0.00				
			GENCONTR	\$326,546.98	\$326,546.98	\$0.00	\$326,546.98	+\$0.00	+\$326,546.98	+\$0.00				
			GENCONTR	\$192,820.44	\$192,820.44	\$0.00	\$192,820.44	+\$0.00	+\$192,820.44	+\$0.00				
			GENCONTR	\$390,417.64	\$390,417.64	\$0.00	\$390,417.64	+\$0.00	+\$390,417.64	+\$0.00				
			GENCONTR	\$359,778.99	\$359,778.99	\$0.00	\$359,778.99	+\$0.00	+\$359,778.99	+\$0.00				
			GENCONTR	\$171,850.19	\$171,850.19	\$0.00	\$171,850.19	+\$0.00	+\$171,850.19	+\$0.00				
			GENCONTR	\$266,378.13	\$266,378.13	\$0.00	\$266,378.13	+\$0.00	+\$266,378.13	+\$0.00				
			CONSTRSVC	\$48,272.00	\$0.00	\$0.00	\$48,272.00	+\$48,272.00	+\$48,272.00	+\$0.00				
			PRGCONTIN	\$47,644.00	\$0.00	\$0.00	\$47,644.00	+\$47,644.00	+\$47,644.00	+\$0.00				
11635	Security Vestibules B	Henry	Construction	\$2,390,902.00	\$2,036,874.00	\$251,785.00	\$2,390,902.00	+\$354,028.00	+\$2,139,117.00	+\$0.00	Mar-20	Jul-22	Installation of security vestibules at 10 schools: AIC/DeKalb Early College Academy, AIC/Elizabeth Andrews HS, Ashford Park ES, Briarlake ES, Chesnut ES, Henderson MS, Idlewood ES, Oak Grove ES, Sequoyah MS, and Vanderlyn ES	
			PRECONST	\$19,309.00	\$220.00	\$220.00	\$19,309.00	+\$19,089.00	+\$19,089.00	+\$0.00				
			ARCHITECT	\$259,210.00	\$25,880.00	\$251,565.00	\$259,210.00	+\$233,330.00	+\$7,645.00	+\$0.00				
			GENCONTR	\$3,603.00	\$0.00	\$0.00	\$3,603.00	+\$3,603.00	+\$3,603.00	+\$0.00				
			GENCONTR	\$378,645.00	\$378,645.00	\$0.00	\$378,645.00	+\$0.00	+\$378,645.00	+\$0.00				
			GENCONTR	\$310,611.00	\$310,611.00	\$0.00	\$310,611.00	+\$0.00	+\$310,611.00	+\$0.00				
			GENCONTR	\$132,642.00	\$132,642.00	\$0.00	\$132,642.00	+\$0.00	+\$132,642.00	+\$0.00				
			GENCONTR	\$114,537.00	\$114,537.00	\$0.00	\$114,537.00	+\$0.00	+\$114,537.00	+\$0.00				
			GENCONTR	\$196,649.00	\$196,649.00	\$0.00	\$196,649.00	+\$0.00	+\$196,649.00	+\$0.00				
			GENCONTR	\$367,651.00	\$367,651.00	\$0.00	\$367,651.00	+\$0.00	+\$367,651.00	+\$0.00				
			GENCONTR	\$130,531.00	\$130,531.00	\$0.00	\$130,531.00	+\$0.00	+\$130,531.00	+\$0.00				
			GENCONTR	\$154,544.00	\$154,544.00	\$0.00	\$154,544.00	+\$0.00	+\$154,544.00	+\$0.00				
			GENCONTR	\$130,560.00	\$130,560.00	\$0.00	\$130,560.00	+\$0.00	+\$130,560.00	+\$0.00				
			GENCONTR	\$94,404.00	\$94,404.00	\$0.00	\$94,404.00	+\$0.00	+\$94,404.00	+\$0.00				
			CONSTRSVC	\$48,272.00	\$0.00	\$0.00	\$48,272.00	+\$48,272.00	+\$48,272.00	+\$0.00				
			PRGCONTIN	\$49,734.00	\$0.00	\$0.00	\$49,734.00	+\$49,734.00	+\$49,734.00	+\$0.00				
12135	Druid Hills HS - Security Vestibule, Fire Sprinkler, Accessibility	Henry	Construction	\$2,358,566.00	\$653,735.03	\$509,430.21	\$2,358,566.00	+\$1,704,830.97	+\$1,849,135.79	+\$0.00	Jun-19	Jul-22	Security vestibule installation, fire sprinkler installation, and accessibility improvements	Security vestibule and fire sprinkler installation portion of scope is in

E-SPLOST V Program Information

Project Number	Project	PM	Phase	Current Budget	Current Commitment	Current Expenditures	EAC	Current Budget - Commitments	Current Budget - Expenditures	Current Budget - EAC	Current Start Date	Current Finish Date	E-SPLOST V Scope Description	Current Activity
	Improvements												between floors	design
			PRECONST	\$23,585.00	\$220.00	\$220.00	\$23,585.00	+\$23,365.00	+\$23,365.00	+\$0.00				
			ARCHITECT	\$188,514.00	\$156,830.00	\$81,920.00	\$188,514.00	+\$31,684.00	+\$106,594.00	+\$0.00				
			GENCONTR	\$1,876,646.00	\$496,010.03	\$426,615.21	\$1,876,646.00	+\$1,380,635.97	+\$1,450,030.79	+\$0.00				
			CONSTRSVC	\$58,965.00	\$675.00	\$675.00	\$58,965.00	+\$58,290.00	+\$58,290.00	+\$0.00				
			PRGCONTIN	\$210,856.00	\$0.00	\$0.00	\$210,856.00	+\$210,856.00	+\$210,856.00	+\$0.00				
12235	Hambrick ES - Security vestibule, fire sprinkler & one special ED restroom	Fernandez	Construction	\$1,812,972.00	\$1,244,983.88	\$233,542.01	\$1,812,972.00	+\$567,988.12	+\$1,579,429.99	+\$0.00	Mar-20	Jul-22	Security vestibule installation, fire sprinkler installation, and one special education restroom upgrade	Additional scope design delayed pending BOE approval of AE's contract amendment for the additional services
			PRECONST	\$18,130.00	\$896.88	\$896.88	\$18,130.00	+\$17,233.12	+\$17,233.12	+\$0.00				
			ARCHITECT	\$108,778.00	\$98,280.00	\$93,105.93	\$108,778.00	+\$10,498.00	+\$15,672.07	+\$0.00				
			GENCONTR	\$1,459,443.00	\$1,145,807.00	\$139,539.20	\$1,459,443.00	+\$313,636.00	+\$1,319,903.80	+\$0.00				
			CONSTRSVC	\$45,324.00	\$0.00	\$0.00	\$45,324.00	+\$45,324.00	+\$45,324.00	+\$0.00				
			PRGCONTIN	\$181,297.00	\$0.00	\$0.00	\$181,297.00	+\$181,297.00	+\$181,297.00	+\$0.00				
20135	Cross Keys HS	Fernandez	Deferred * (See Appendix B)	\$3,080,000.00	\$1,354,868.00	\$89,294.70	\$3,080,000.00	+\$1,725,132.00	+\$2,990,705.30	+\$0.00	Aug-21	TBD	Installation of security vestibule, sprinkler installation and installation of synthetic turf at practice field	All previous scope has been deferred per the results and recommendations of the Comprehensive Master Plan
			PRECONST	\$100,050.00	\$310.00	\$310.00	\$100,050.00	+\$99,740.00	+\$99,740.00	+\$0.00				
			ARCHITECT	\$316,258.00	\$525,758.00	\$39,084.70	\$316,258.00	-\$209,500.00	+\$277,173.30	+\$0.00				
			GENCONTR	\$2,463,567.00	\$828,800.00	\$49,900.00	\$2,463,567.00	+\$1,634,767.00	+\$2,413,667.00	+\$0.00				
			CONSTRSVC	\$50,125.00	\$0.00	\$0.00	\$50,125.00	+\$50,125.00	+\$50,125.00	+\$0.00				
			FFE	\$0.00	\$0.00	\$0.00	\$0.00	+\$0.00	+\$0.00	+\$0.00				
			TECHNOLOGY	\$0.00	\$0.00	\$0.00	\$0.00	+\$0.00	+\$0.00	+\$0.00				
			PRGCONTIN	\$150,000.00	\$0.00	\$0.00	\$150,000.00	+\$150,000.00	+\$150,000.00	+\$0.00				
20235	Freedom MS - Security vestibule	Henry	Construction	\$500,000.00	\$386,658.50	\$28,481.06	\$500,000.00	+\$113,341.50	+\$471,518.94	+\$0.00	Jan-21	Jul-22	Installation of security vestibule	
			PRECONST	\$1,000.00	\$0.00	\$0.00	\$1,000.00	+\$1,000.00	+\$1,000.00	+\$0.00				
			ARCHITECT	\$35,000.00	\$34,522.50	\$28,481.06	\$35,000.00	+\$477.50	+\$6,518.94	+\$0.00				
			GENCONTR	\$400,000.00	\$352,136.00	\$0.00	\$400,000.00	+\$47,864.00	+\$400,000.00	+\$0.00				
			CONSTRSVC	\$10,000.00	\$0.00	\$0.00	\$10,000.00	+\$10,000.00	+\$10,000.00	+\$0.00				
			FFE	\$0.00	\$0.00	\$0.00	\$0.00	+\$0.00	+\$0.00	+\$0.00				
			TECHNOLOGY	\$10,000.00	\$0.00	\$0.00	\$10,000.00	+\$10,000.00	+\$10,000.00	+\$0.00				
			PRGCONTIN	\$44,000.00	\$0.00	\$0.00	\$44,000.00	+\$44,000.00	+\$44,000.00	+\$0.00				
20335	Peachtree MS	Albanese	Completed	\$350,000.00	\$228,090.33	\$228,090.33	\$350,000.00	+\$121,909.67	+\$121,909.67	+\$0.00	Oct-19	May-20	Site work to support access to City of Dunwoody ball fields	
			PRECONST	\$520.00	\$520.00	\$520.00	\$520.00	+\$0.00	+\$0.00	+\$0.00				
			ARCHITECT	\$97,575.00	\$13,200.00	\$13,200.00	\$97,575.00	+\$84,375.00	+\$84,375.00	+\$0.00				
			GENCONTR	\$250,000.00	\$212,465.33	\$212,465.33	\$250,000.00	+\$37,534.67	+\$37,534.67	+\$0.00				
			CONSTRSVC	\$1,905.00	\$1,905.00	\$1,905.00	\$1,905.00	+\$0.00	+\$0.00	+\$0.00				

E-SPLOST V Program Information

Project Number	Project	PM	Phase	Current Budget	Current Commitment	Current Expenditures	EAC	Current Budget - Commitments	Current Budget - Expenditures	Current Budget - EAC	Current Start Date	Current Finish Date	E-SPLOST V Scope Description	Current Activity
			FFE	\$0.00	\$0.00	\$0.00	\$0.00	+\$0.00	+\$0.00	+\$0.00				
			TECHNOLOGY	\$0.00	\$0.00	\$0.00	\$0.00	+\$0.00	+\$0.00	+\$0.00				
			PRGCONTIN	\$0.00	\$0.00	\$0.00	\$0.00	+\$0.00	+\$0.00	+\$0.00				
21135	Cedar Grove HS - Auditorium addition, turf and track installation	Fernandez	Construction	\$12,778,250.00	\$10,645,491.49	\$8,124,742.51	\$12,778,250.00	+\$2,132,758.51	+\$4,653,507.49	+\$0.00	Oct-17	Jun-22	Auditorium addition and improved accessibility between levels (possibly light duty elevator) and turf installation at football practice field	
			PRECONST	\$366,550.00	\$1,783.80	\$1,783.80	\$366,550.00	+\$364,766.20	+\$364,766.20	+\$0.00				
			ARCHITECT	\$703,350.00	\$682,280.00	\$675,651.30	\$703,350.00	+\$21,070.00	+\$27,698.70	+\$0.00				
			GENCONTR	\$10,924,000.00	\$9,916,410.88	\$7,402,290.60	\$10,924,000.00	+\$1,007,589.12	+\$3,521,709.40	+\$0.00				
			CONSTRSVC	\$150,750.00	\$20,928.00	\$20,928.00	\$150,750.00	+\$129,822.00	+\$129,822.00	+\$0.00				
			FFE	\$138,690.00	\$24,088.81	\$24,088.81	\$138,690.00	+\$114,601.19	+\$114,601.19	+\$0.00				
			TECHNOLOGY	\$211,050.00	\$0.00	\$0.00	\$211,050.00	+\$211,050.00	+\$211,050.00	+\$0.00				
			PRGCONTIN	\$283,860.00	\$0.00	\$0.00	\$283,860.00	+\$283,860.00	+\$283,860.00	+\$0.00				
21235	Chamblee HS - Turf installation	Fernandez	Construction	\$750,000.00	\$1,728,369.00	\$401,767.00	\$750,000.00	-\$978,369.00	+\$348,233.00	+\$0.00	Nov-21	May-22	Installation of synthetic turf at football practice field	
			PRECONST	\$8,410.00	\$8,410.00	\$8,410.00	\$8,410.00	+\$0.00	+\$0.00	+\$0.00				
			ARCHITECT	\$133,959.00	\$1,125,959.00	\$114,537.00	\$133,959.00	-\$992,000.00	+\$19,422.00	+\$0.00				
			GENCONTR	\$596,000.00	\$594,000.00	\$278,820.00	\$596,000.00	+\$2,000.00	+\$317,180.00	+\$0.00				
			CONSTRSVC	\$0.00	\$0.00	\$0.00	\$0.00	+\$0.00	+\$0.00	+\$0.00				
			FFE	\$0.00	\$0.00	\$0.00	\$0.00	+\$0.00	+\$0.00	+\$0.00				
			TECHNOLOGY	\$0.00	\$0.00	\$0.00	\$0.00	+\$0.00	+\$0.00	+\$0.00				
			PRGCONTIN	\$11,631.00	\$0.00	\$0.00	\$11,631.00	+\$11,631.00	+\$11,631.00	+\$0.00				
21335	Clarkston HS -Turf and track installation, security vestibule, accessibility improvements	Fernandez	Design	\$1,650,000.00	\$1,366,332.00	\$1,304,832.00	\$1,650,000.00	+\$283,668.00	+\$345,168.00	+\$0.00	Feb-18	Jun-21	Installation of synthetic turf at football practice field, installation of security vestibule, and accessibility improvements (elevator(s), lift for stage, and improved assisted toileting area	Synthetic turf installation and track resurfacing is in Closeout phase.
			PRECONST	\$0.00	\$0.00	\$0.00	\$0.00	+\$0.00	+\$0.00	+\$0.00				
			ARCHITECT	\$291,800.00	\$237,550.00	\$176,050.00	\$291,800.00	+\$54,250.00	+\$115,750.00	+\$0.00				
			GENCONTR	\$1,333,200.00	\$1,128,782.00	\$1,128,782.00	\$1,333,200.00	+\$204,418.00	+\$204,418.00	+\$0.00				
			CONSTRSVC	\$25,000.00	\$0.00	\$0.00	\$25,000.00	+\$25,000.00	+\$25,000.00	+\$0.00				
			FFE	\$0.00	\$0.00	\$0.00	\$0.00	+\$0.00	+\$0.00	+\$0.00				
			TECHNOLOGY	\$0.00	\$0.00	\$0.00	\$0.00	+\$0.00	+\$0.00	+\$0.00				
			PRGCONTIN	\$0.00	\$0.00	\$0.00	\$0.00	+\$0.00	+\$0.00	+\$0.00				
21435	New Cross Keys HS	Fernandez	Design	\$1,250,000.00	\$4,038,831.00	\$1,227,196.50	\$1,250,000.00	-\$2,788,831.00	+\$22,803.50	+\$0.00	Aug-17	Mar-20	Board Approved New Scope: Addition and modernization of the existing Cross Keys HS facility	New project scope design amendment approved by Board in May 2022 for the design of the addition and modernization of the existing Cross Keys HS facility
			PRECONST	\$73,346.00	\$65,735.00	\$65,735.00	\$73,346.00	+\$7,611.00	+\$7,611.00	+\$0.00				

E-SPLOST V Program Information

Project Number	Project	PM	Phase	Current Budget	Current Commitment	Current Expenditures	EAC	Current Budget - Commitments	Current Budget - Expenditures	Current Budget - EAC	Current Start Date	Current Finish Date	E-SPLOST V Scope Description	Current Activity
			ARCHITECT	\$1,176,654.00	\$3,399,140.00	\$1,161,461.50	\$1,176,654.00	-\$2,222,486.00	+\$15,192.50	+\$0.00				
			GENCONTR	\$0.00	\$573,956.00	\$0.00	\$0.00	-\$573,956.00	+\$0.00	+\$0.00				
			CONSTRSVC	\$0.00	\$0.00	\$0.00	\$0.00	+\$0.00	+\$0.00	+\$0.00				
			FFELESSK	\$0.00	\$0.00	\$0.00	\$0.00	+\$0.00	+\$0.00	+\$0.00				
			FFE	\$0.00	\$0.00	\$0.00	\$0.00	+\$0.00	+\$0.00	+\$0.00				
			TECHNOLOGY	\$0.00	\$0.00	\$0.00	\$0.00	+\$0.00	+\$0.00	+\$0.00				
			PRGCONTIN	\$0.00	\$0.00	\$0.00	\$0.00	+\$0.00	+\$0.00	+\$0.00				
21535	Dunwoody HS - Turf & track installation	Albanese	Closeout	\$2,300,000.00	\$2,031,393.47	\$1,207,813.47	\$2,300,000.00	+\$268,606.53	+\$1,092,186.53	+\$0.00	Feb-19	Sep-21	Installation of synthetic turf at football practice field	
			PRECONST	\$250.00	\$250.00	\$250.00	\$250.00	+\$0.00	+\$0.00	+\$0.00				
			ARCHITECT	\$65,500.00	\$865,500.00	\$41,920.00	\$65,500.00	-\$800,000.00	+\$23,580.00	+\$0.00				
			GENCONTR	\$2,064,670.00	\$1,105,593.00	\$1,105,593.00	\$2,064,670.00	+\$959,077.00	+\$959,077.00	+\$0.00				
			CONSTRSVC	\$115,250.00	\$60,050.47	\$60,050.47	\$115,250.00	+\$55,199.53	+\$55,199.53	+\$0.00				
			FFE	\$0.00	\$0.00	\$0.00	\$0.00	+\$0.00	+\$0.00	+\$0.00				
			TECHNOLOGY	\$0.00	\$0.00	\$0.00	\$0.00	+\$0.00	+\$0.00	+\$0.00				
			PRGCONTIN	\$54,330.00	\$0.00	\$0.00	\$54,330.00	+\$54,330.00	+\$54,330.00	+\$0.00				
21635	Lakeside HS - Turf & Track Installation	Albanese	Construction	\$1,395,000.00	\$2,295,070.00	\$404,295.00	\$1,395,000.00	-\$900,070.00	+\$990,705.00	+\$0.00	Nov-18	Jul-22	Installation of synthetic turf at football practice field	
			PRECONST	\$75,095.00	\$75,095.00	\$75,095.00	\$75,095.00	+\$0.00	+\$0.00	+\$0.00				
			ARCHITECT	\$360,550.00	\$1,299,975.00	\$317,500.00	\$360,550.00	-\$939,425.00	+\$43,050.00	+\$0.00				
			GENCONTR	\$959,355.00	\$920,000.00	\$11,700.00	\$959,355.00	+\$39,355.00	+\$947,655.00	+\$0.00				
			CONSTRSVC	\$0.00	\$0.00	\$0.00	\$0.00	+\$0.00	+\$0.00	+\$0.00				
			FFE	\$0.00	\$0.00	\$0.00	\$0.00	+\$0.00	+\$0.00	+\$0.00				
			TECHNOLOGY	\$0.00	\$0.00	\$0.00	\$0.00	+\$0.00	+\$0.00	+\$0.00				
			PRGCONTIN	\$0.00	\$0.00	\$0.00	\$0.00	+\$0.00	+\$0.00	+\$0.00				
21735	New Sequoyah MS & HS (Design Only)	Albanese	Planning	\$10,000,000.00	\$0.00	\$0.00	\$10,000,000.00	+\$10,000,000.00	+\$10,000,000.00	+\$0.00	May-22	Jun-26	Design only in SP5 for New Sequoyah MS & HS	
			ARCHITECT	\$10,000,000.00	\$0.00	\$0.00	\$10,000,000.00	+\$10,000,000.00	+\$10,000,000.00	+\$0.00				
22135	John Lewis ES - New 900-Seat Prototype ES	Albanese	Completed	\$31,700,000.00	\$31,476,779.67	\$30,934,810.67	\$31,700,000.00	+\$223,220.33	+\$765,189.33	+\$0.00	Mar-17	Jul-19	New 900-seat prototype elementary school, including land purchase	
			PRECONST	\$1,800.00	\$1,800.00	\$1,800.00	\$1,800.00	+\$0.00	+\$0.00	+\$0.00				
			GENCONTR	\$22,441,751.00	\$22,424,195.10	\$21,896,631.10	\$22,441,751.00	+\$17,555.90	+\$545,119.90	+\$0.00				
			CONSTRSVC	\$136,760.00	\$175,116.23	\$160,711.23	\$136,760.00	-\$38,356.23	-\$23,951.23	+\$0.00				
			TESTING	\$0.00	\$0.00	\$0.00	\$0.00	+\$0.00	+\$0.00	+\$0.00				
			LAND	\$7,550,000.00	\$7,421,106.66	\$7,421,106.66	\$7,550,000.00	+\$128,893.34	+\$128,893.34	+\$0.00				
			FFE	\$550,000.00	\$458,581.46	\$458,581.46	\$550,000.00	+\$91,418.54	+\$91,418.54	+\$0.00				
			TECHLESSK	\$90,000.00	\$89,352.15	\$89,352.15	\$90,000.00	+\$647.85	+\$647.85	+\$0.00				
			TECHNOLOGY	\$929,689.00	\$906,628.07	\$906,628.07	\$929,689.00	+\$23,060.93	+\$23,060.93	+\$0.00				
			PRGCONTIN	\$0.00	\$0.00	\$0.00	\$0.00	+\$0.00	+\$0.00	+\$0.00				
22235	Doraville United ES	Fernandez	Completed	\$38,660,472.00	\$38,274,925.10	\$38,179,019.98	\$38,660,472.00	+\$385,546.90	+\$481,452.02	+\$0.00	Aug-17	Jul-20	New 900-seat prototype elementary school, including land purchase	
			PRECONST	\$180,765.52	\$180,765.52	\$180,765.52	\$180,765.52	+\$0.00	+\$0.00	+\$0.00				

E-SPLOST V Program Information

Project Number	Project	PM	Phase	Current Budget	Current Commitment	Current Expenditures	EAC	Current Budget - Commitments	Current Budget - Expenditures	Current Budget - EAC	Current Start Date	Current Finish Date	E-SPLOST V Scope Description	Current Activity
			GENCONTR	\$27,913,327.88	\$27,827,923.60	\$27,827,923.60	\$27,913,327.88	+\$85,404.28	+\$85,404.28	+\$0.00				
			CONSTRSVC	\$445,000.00	\$309,861.93	\$213,956.81	\$445,000.00	+\$135,138.07	+\$231,043.19	+\$0.00				
			FFELESS5K	\$560,000.00	\$425,594.58	\$425,594.58	\$560,000.00	+\$134,405.42	+\$134,405.42	+\$0.00				
			LAND	\$8,233,944.50	\$8,233,944.50	\$8,233,944.50	\$8,233,944.50	+\$0.00	+\$0.00	+\$0.00				
			FFE	\$15,000.00	\$0.00	\$0.00	\$15,000.00	+\$15,000.00	+\$15,000.00	+\$0.00				
			TECHLESS5K	\$576,373.00	\$575,582.58	\$575,582.58	\$576,373.00	+\$790.42	+\$790.42	+\$0.00				
			TECHNOLOGY	\$723,627.00	\$721,252.39	\$721,252.39	\$723,627.00	+\$2,374.61	+\$2,374.61	+\$0.00				
			MGTADMIN	\$0.00	\$0.00	\$0.00	\$0.00	+\$0.00	+\$0.00	+\$0.00				
			PRGCONTIN	\$12,434.10	\$0.00	\$0.00	\$12,434.10	+\$12,434.10	+\$12,434.10	+\$0.00				
22335	Indian Creek ES - Tear Down and Rebuild of New 1200-Seat Prototype ES	Albanese	Closeout	\$42,840,000.00	\$39,943,660.55	\$39,211,771.05	\$42,840,000.00	+\$2,896,339.45	+\$3,628,228.95	+\$0.00	Mar-17	Dec-21	Tear-down and re-build of new 1200-seat (expanded) prototype elementary school on-site	
			PRECONST	\$286,689.00	\$350,849.50	\$350,849.50	\$286,689.00	-\$64,160.50	-\$64,160.50	+\$0.00				
			ARCHITECT	\$1,008,580.00	\$1,006,845.00	\$986,432.50	\$1,008,580.00	+\$1,735.00	+\$22,147.50	+\$0.00				
			GENCONTR	\$36,600,000.00	\$36,600,000.00	\$35,888,523.00	\$36,600,000.00	+\$0.00	+\$711,477.00	+\$0.00				
			CONSTRSVC	\$894,500.00	\$94,961.25	\$94,961.25	\$894,500.00	+\$799,538.75	+\$799,538.75	+\$0.00				
			FFELESS5K	\$875,000.00	\$425,846.82	\$425,846.82	\$875,000.00	+\$449,153.18	+\$449,153.18	+\$0.00				
			LAND	\$340,000.00	\$328,072.56	\$328,072.56	\$340,000.00	+\$11,927.44	+\$11,927.44	+\$0.00				
			FFE	\$102,000.00	\$0.00	\$0.00	\$102,000.00	+\$102,000.00	+\$102,000.00	+\$0.00				
			TECHLESS5K	\$474,000.00	\$105,763.18	\$105,763.18	\$474,000.00	+\$368,236.82	+\$368,236.82	+\$0.00				
			TECHNOLOGY	\$1,132,000.00	\$1,031,322.24	\$1,031,322.24	\$1,132,000.00	+\$100,677.76	+\$100,677.76	+\$0.00				
			PRGCONTIN	\$1,127,231.00	\$0.00	\$0.00	\$1,127,231.00	+\$1,127,231.00	+\$1,127,231.00	+\$0.00				
22435	New Dunwoody Chamblee Elementary School	Albanese	Construction	\$36,550,000.00	\$31,953,528.00	\$1,349,281.60	\$36,550,000.00	+\$4,596,472.00	+\$35,200,718.40	+\$0.00	Dec-19	Jun-23	New 950-seat prototype elementary school	
			PRECONST	\$250,000.00	\$0.00	\$0.00	\$250,000.00	+\$250,000.00	+\$250,000.00	+\$0.00				
			ARCHITECT	\$965,000.00	\$903,528.00	\$442,133.60	\$965,000.00	+\$61,472.00	+\$522,866.40	+\$0.00				
			GENCONTR	\$31,050,000.00	\$31,050,000.00	\$907,148.00	\$31,050,000.00	+\$0.00	+\$30,142,852.00	+\$0.00				
			CONSTRSVC	\$250,000.00	\$0.00	\$0.00	\$250,000.00	+\$250,000.00	+\$250,000.00	+\$0.00				
			LAND	\$0.00	\$0.00	\$0.00	\$0.00	+\$0.00	+\$0.00	+\$0.00				
			FFE	\$750,000.00	\$0.00	\$0.00	\$750,000.00	+\$750,000.00	+\$750,000.00	+\$0.00				
			TECHNOLOGY	\$1,300,000.00	\$0.00	\$0.00	\$1,300,000.00	+\$1,300,000.00	+\$1,300,000.00	+\$0.00				
			MGTADMIN	\$0.00	\$0.00	\$0.00	\$0.00	+\$0.00	+\$0.00	+\$0.00				
			PRGCONTIN	\$1,985,000.00	\$0.00	\$0.00	\$1,985,000.00	+\$1,985,000.00	+\$1,985,000.00	+\$0.00				
30135	Turf Installation A	Fernandez	Closeout	\$7,506,111.00	\$6,604,079.74	\$5,021,142.68	\$7,506,111.00	+\$902,031.26	+\$2,484,968.32	+\$0.00	Oct-20	Nov-21	Turf installation and track resurfacing at 7 schools: Columbia HS, Redan HS, Southwest Dekalb HS, Arabia Mountain HS, Tucker HS, Dunwoody HS and Clarkston HS	
			PRECONST	\$72,061.00	\$0.00	\$0.00	\$72,061.00	+\$72,061.00	+\$72,061.00	+\$0.00				
			PRECONST	\$3,000.00	\$2,969.04	\$2,969.04	\$3,000.00	+\$30.96	+\$30.96	+\$0.00				
			GENCONTR	\$119,037.00	\$0.00	\$0.00	\$119,037.00	+\$119,037.00	+\$119,037.00	+\$0.00				

E-SPLOST V Program Information

Project Number	Project	PM	Phase	Current Budget	Current Commitment	Current Expenditures	EAC	Current Budget - Commitments	Current Budget - Expenditures	Current Budget - EAC	Current Start Date	Current Finish Date	E-SPLOST V Scope Description	Current Activity
			GENCONTR	\$856,000.00	\$856,000.00	\$0.00	\$856,000.00	+\$0.00	+\$856,000.00	+\$0.00				
			GENCONTR	\$825,000.00	\$781,913.20	\$776,937.29	\$825,000.00	+\$43,086.80	+\$48,062.71	+\$0.00				
			GENCONTR	\$1,110,537.00	\$1,110,537.00	\$1,110,537.00	\$1,110,537.00	+\$0.00	+\$0.00	+\$0.00				
			GENCONTR	\$908,000.00	\$908,000.00	\$908,000.00	\$908,000.00	+\$0.00	+\$0.00	+\$0.00				
			GENCONTR	\$818,000.00	\$818,000.00	\$818,000.00	\$818,000.00	+\$0.00	+\$0.00	+\$0.00				
			GENCONTR	\$1,013,000.00	\$1,013,000.00	\$291,038.85	\$1,013,000.00	+\$0.00	+\$721,961.15	+\$0.00				
			GENCONTR	\$1,110,926.00	\$1,110,923.00	\$1,110,923.00	\$1,110,926.00	+\$3.00	+\$3.00	+\$0.00				
			CONSTRSVC	\$144,122.00	\$0.00	\$0.00	\$144,122.00	+\$144,122.00	+\$144,122.00	+\$0.00				
			CONSTRSVC	\$22,000.00	\$2,737.50	\$2,737.50	\$22,000.00	+\$19,262.50	+\$19,262.50	+\$0.00				
			PRGCONTIN	\$504,428.00	\$0.00	\$0.00	\$504,428.00	+\$504,428.00	+\$504,428.00	+\$0.00				
30235	Turf Installation B	Fernandez	Construction	\$7,511,111.00	\$6,779,997.00	\$6,245,623.39	\$7,511,111.00	+\$731,114.00	+\$1,265,487.61	+\$0.00	May-20	Jan-23	Turf installation and track resurfacing at 11 schools: Lithonia HS, Martin Luther King Jr. HS, Ronald E. McNair HS, Miller Grove HS, Stone Mountain HS, Lakeside HS, Cross Keys HS, Druid Hills HS, Towers HS, Chamblee HS and Stephenson HS	
			PRECONST	\$72,061.00	\$0.00	\$0.00	\$72,061.00	+\$72,061.00	+\$72,061.00	+\$0.00				
			GENCONTR	\$9,503.00	\$0.00	\$0.00	\$9,503.00	+\$9,503.00	+\$9,503.00	+\$0.00				
			GENCONTR	\$1,127,497.00	\$1,127,497.00	\$1,054,188.11	\$1,127,497.00	+\$0.00	+\$73,308.89	+\$0.00				
			GENCONTR	\$1,120,511.00	\$1,120,511.00	\$1,120,511.00	\$1,120,511.00	+\$0.00	+\$0.00	+\$0.00				
			GENCONTR	\$819,000.00	\$819,000.00	\$819,000.00	\$819,000.00	+\$0.00	+\$0.00	+\$0.00				
			GENCONTR	\$786,000.00	\$785,000.00	\$785,000.00	\$786,000.00	+\$1,000.00	+\$1,000.00	+\$0.00				
			GENCONTR	\$948,000.00	\$948,000.00	\$588,015.00	\$948,000.00	+\$0.00	+\$359,985.00	+\$0.00				
			GENCONTR	\$888,000.00	\$888,000.00	\$888,000.00	\$888,000.00	+\$0.00	+\$0.00	+\$0.00				
			GENCONTR	\$1,091,989.00	\$1,091,989.00	\$990,909.28	\$1,091,989.00	+\$0.00	+\$101,079.72	+\$0.00				
			CONSTRSVC	\$144,122.00	\$0.00	\$0.00	\$144,122.00	+\$144,122.00	+\$144,122.00	+\$0.00				
			PRGCONTIN	\$504,428.00	\$0.00	\$0.00	\$504,428.00	+\$504,428.00	+\$504,428.00	+\$0.00				
30335	Set-aside for Track with Turf Installation	No-PM	None	\$0.00	\$0.00	\$0.00	\$0.00	+\$0.00	+\$0.00	+\$0.00	Feb-20	Sep-22	Set-aside for adding or resurfacing rubber tracks for all HS & MS fields having artificial turf installed.	
			PRGCONTIN	\$0.00	\$0.00	\$0.00	\$0.00	+\$0.00	+\$0.00	+\$0.00				
30435	Baseball Field Improvements at Druid Hills MS and Redan HS	Fernandez	Design	\$2,000,000.00	\$0.00	\$0.00	\$2,000,000.00	+\$2,000,000.00	+\$2,000,000.00	+\$0.00	Feb-21	Feb-23	Baseball Field Improvements at Druid Hills MS and Redan HS	
			ARCHITECT	\$200,000.00	\$0.00	\$0.00	\$200,000.00	+\$200,000.00	+\$200,000.00	+\$0.00				
			GENCONTR	\$1,600,000.00	\$0.00	\$0.00	\$1,600,000.00	+\$1,600,000.00	+\$1,600,000.00	+\$0.00				
			CONSTRSVC	\$100,000.00	\$0.00	\$0.00	\$100,000.00	+\$100,000.00	+\$100,000.00	+\$0.00				
			PRGCONTIN	\$100,000.00	\$0.00	\$0.00	\$100,000.00	+\$100,000.00	+\$100,000.00	+\$0.00				
31135	Playground Replacement	Atta	Completed	\$1,311,000.00	\$1,311,000.00	\$1,255,163.30	\$1,311,000.00	+\$0.00	+\$55,836.70	+\$0.00	Mar-17	Aug-18	Replacement of playground at 19 schools: Briar Vista ES, Briarlake ES, Cary Reynolds ES, Cedar Grove	

E-SPLOST V Program Information

Project Number	Project	PM	Phase	Current Budget	Current Commitment	Current Expenditures	EAC	Current Budget - Commitments	Current Budget - Expenditures	Current Budget - EAC	Current Start Date	Current Finish Date	E-SPLOST V Scope Description	Current Activity
													ES, Chapel Hill ES, Columbia ES, Evansdale ES, Fairington ES, Hambrick ES, Henderson Mill ES, Kelley Lake ES, McLendon ES, Panola Way ES, Rainbow ES, Robert Shaw Theme ES, Rock Chapel ES, Stone Mill ES, Toney ES, Woodward ES	
			ARCHITECT	\$10.00	\$0.00	\$0.00	\$10.00	+\$10.00	+\$10.00	+\$0.00				
			GENCONTR	\$1,310,990.00	\$1,311,000.00	\$1,255,163.30	\$1,310,990.00	-\$10.00	+\$55,826.70	+\$0.00				
			PRGCONTIN	\$0.00	\$0.00	\$0.00	\$0.00	+\$0.00	+\$0.00	+\$0.00				
32135	Plumbing Fixture Replacement	Henry	Closeout	\$1,917,000.00	\$412,531.00	\$412,531.00	\$1,917,000.00	+\$1,504,469.00	+\$1,504,469.00	+\$0.00	Mar-20	Aug-21	Plumbing fixture replacement at 5 schools: Bouie Theme ES, Browns Mill ES, Oak Grove ES, Oak View ES, Stone Mountain ES	
			ARCHITECT	\$19,170.00	\$0.00	\$0.00	\$19,170.00	+\$19,170.00	+\$19,170.00	+\$0.00				
			GENCONTR	\$1,719,960.00	\$402,731.00	\$402,731.00	\$1,719,960.00	+\$1,317,229.00	+\$1,317,229.00	+\$0.00				
			CONSTRSVC	\$19,170.00	\$9,800.00	\$9,800.00	\$19,170.00	+\$9,370.00	+\$9,370.00	+\$0.00				
			PRGCONTIN	\$158,700.00	\$0.00	\$0.00	\$158,700.00	+\$158,700.00	+\$158,700.00	+\$0.00				
32235	Redan MS - Restroom and plumbing fixture replacement, fire sprinklers and improved assisted toileting area	Fernandez	Construction-Procure	\$3,280,587.00	\$168,355.00	\$143,101.25	\$3,280,587.00	+\$3,112,232.00	+\$3,137,485.75	+\$0.00	Jun-20	Jul-23	Restroom and plumbing fixture replacement, fire sprinkler installation, and improved assisted toileting area	Project was delayed due to BOE approval delay of E-SPLOST V Project List Adjustments
			PRECONST	\$32,805.00	\$0.00	\$0.00	\$32,805.00	+\$32,805.00	+\$32,805.00	+\$0.00				
			ARCHITECT	\$196,835.00	\$168,355.00	\$143,101.25	\$196,835.00	+\$28,480.00	+\$53,733.75	+\$0.00				
			GENCONTR	\$2,640,874.00	\$0.00	\$0.00	\$2,640,874.00	+\$2,640,874.00	+\$2,640,874.00	+\$0.00				
			CONSTRSVC	\$82,015.00	\$0.00	\$0.00	\$82,015.00	+\$82,015.00	+\$82,015.00	+\$0.00				
			PRGCONTIN	\$328,058.00	\$0.00	\$0.00	\$328,058.00	+\$328,058.00	+\$328,058.00	+\$0.00				
33135	Water Quality Set-Aside	No-PM	None	\$923,000.00	\$0.00	\$0.00	\$923,000.00	+\$923,000.00	+\$923,000.00	+\$0.00	Sep-17	Sep-19	Set-aside funds for facility improvements in support of water quality improvement	
			MGTADMINDC	\$923,000.00	\$0.00	\$0.00	\$923,000.00	+\$923,000.00	+\$923,000.00	+\$0.00				
34135	Accessibility Improvements and Plumbing Fixtures at 4 schools	Nunnally	Construction-Procure	\$1,593,000.00	\$179,155.00	\$154,713.44	\$1,593,000.00	+\$1,413,845.00	+\$1,438,286.56	+\$0.00	Mar-21	Jul-23	Accessibility improvements at 4 schools: Cedar Grove MS (accessibility improvements and plumbing fixtures), Chapel Hill MS (accessibility improvements and plumbing fixtures), Oakcliff Theme ES (accessibility improvements only), and Rainbow ES (accessibility improvements only)	
			PRECONST	\$15,930.00	\$0.00	\$0.00	\$15,930.00	+\$15,930.00	+\$15,930.00	+\$0.00				
			ARCHITECT	\$179,155.00	\$179,155.00	\$154,713.44	\$179,155.00	+\$0.00	+\$24,441.56	+\$0.00				
			GENCONTR	\$1,282,365.00	\$0.00	\$0.00	\$1,282,365.00	+\$1,282,365.00	+\$1,282,365.00	+\$0.00				
			CONSTRSVC	\$39,825.00	\$0.00	\$0.00	\$39,825.00	+\$39,825.00	+\$39,825.00	+\$0.00				

E-SPLOST V Program Information

Project Number	Project	PM	Phase	Current Budget	Current Commitment	Current Expenditures	EAC	Current Budget - Commitments	Current Budget - Expenditures	Current Budget - EAC	Current Start Date	Current Finish Date	E-SPLOST V Scope Description	Current Activity
			PRGCONTIN	\$75,725.00	\$0.00	\$0.00	\$75,725.00	+\$75,725.00	+\$75,725.00	+\$0.00				
34235	ADA Restroom Upgrades	Henry	Construction	\$652,000.00	\$600,328.00	\$127,030.30	\$652,000.00	+\$51,672.00	+\$524,969.70	+\$0.00	Sep-17	Oct-22	Improved assisted toileting area in one special needs classroom at 11 schools: Bethune MS, Canby Lane ES, Kelley Lake ES, Laurel Ridge ES, McLendon ES, Miller Grove MS, Panola Way ES, Pine Ridge ES, Redan ES, Sagamore Hills ES, and Stephenson MS	
			PRECONST	\$4,020.00	\$220.00	\$220.00	\$4,020.00	+\$3,800.00	+\$3,800.00	+\$0.00				
			ARCHITECT	\$56,400.00	\$56,400.00	\$46,815.00	\$56,400.00	+\$0.00	+\$9,585.00	+\$0.00				
			GENCONTR	\$14,682.00	\$0.00	\$0.00	\$14,682.00	+\$14,682.00	+\$14,682.00	+\$0.00				
			GENCONTR	\$124,896.00	\$124,896.00	\$4,269.60	\$124,896.00	+\$0.00	+\$120,626.40	+\$0.00				
			GENCONTR	\$114,375.00	\$114,375.00	\$37,269.90	\$114,375.00	+\$0.00	+\$77,105.10	+\$0.00				
			GENCONTR	\$75,825.00	\$75,825.00	\$2,884.50	\$75,825.00	+\$0.00	+\$72,940.50	+\$0.00				
			GENCONTR	\$111,987.00	\$111,987.00	\$32,991.30	\$111,987.00	+\$0.00	+\$78,995.70	+\$0.00				
			GENCONTR	\$114,045.00	\$114,045.00	\$0.00	\$114,045.00	+\$0.00	+\$114,045.00	+\$0.00				
			CONSTRSVC	\$10,050.00	\$0.00	\$0.00	\$10,050.00	+\$10,050.00	+\$10,050.00	+\$0.00				
			CONSTRSVC	\$3,560.00	\$0.00	\$0.00	\$3,560.00	+\$3,560.00	+\$3,560.00	+\$0.00				
			CONSTRSVC	\$3,560.00	\$1,315.00	\$1,315.00	\$3,560.00	+\$2,245.00	+\$2,245.00	+\$0.00				
			CONSTRSVC	\$3,560.00	\$0.00	\$0.00	\$3,560.00	+\$3,560.00	+\$3,560.00	+\$0.00				
			CONSTRSVC	\$3,560.00	\$1,265.00	\$1,265.00	\$3,560.00	+\$2,295.00	+\$2,295.00	+\$0.00				
			CONSTRSVC	\$3,560.00	\$0.00	\$0.00	\$3,560.00	+\$3,560.00	+\$3,560.00	+\$0.00				
			FFE	\$0.00	\$0.00	\$0.00	\$0.00	+\$0.00	+\$0.00	+\$0.00				
			TECHNOLOGY	\$0.00	\$0.00	\$0.00	\$0.00	+\$0.00	+\$0.00	+\$0.00				
			PRGCONTIN	\$7,920.00	\$0.00	\$0.00	\$7,920.00	+\$7,920.00	+\$7,920.00	+\$0.00				
34335	Druid Hills MS - Security vestibule, plumbing fixture replacement	Fernandez	Design	\$1,560,667.00	\$64,226.28	\$0.00	\$1,560,667.00	+\$1,496,440.72	+\$1,560,667.00	+\$0.00	Apr-21	Jul-22	Security vestibule installation, plumbing fixture replacement, and accessibility improvements (new light duty elevator, new lifts, improved assisted toileting area)	
			PRECONST	\$15,606.00	\$0.00	\$0.00	\$15,606.00	+\$15,606.00	+\$15,606.00	+\$0.00				
			ARCHITECT	\$112,640.00	\$64,226.28	\$0.00	\$112,640.00	+\$48,413.72	+\$112,640.00	+\$0.00				
			GENCONTR	\$1,259,339.00	\$0.00	\$0.00	\$1,259,339.00	+\$1,259,339.00	+\$1,259,339.00	+\$0.00				
			CONSTRSVC	\$36,016.00	\$0.00	\$0.00	\$36,016.00	+\$36,016.00	+\$36,016.00	+\$0.00				
			PRGCONTIN	\$137,066.00	\$0.00	\$0.00	\$137,066.00	+\$137,066.00	+\$137,066.00	+\$0.00				
34435	Midvale ES - Accessibility improvements, fire sprinklers	Nunnally	Design	\$1,984,549.00	\$122,065.00	\$66,050.00	\$1,984,549.00	+\$1,862,484.00	+\$1,918,499.00	+\$0.00	Jun-20	Jul-23	Accessibility improvements (light duty elevator in new exterior shaft, platform lift for stage, and improved assisted toileting area) and installation of fire sprinklers	Additional scope design delayed pending BOE approval of AE's contract amendment for the additional services
			PRECONST	\$19,845.00	\$0.00	\$0.00	\$19,845.00	+\$19,845.00	+\$19,845.00	+\$0.00				
			ARCHITECT	\$159,592.00	\$122,065.00	\$66,050.00	\$159,592.00	+\$37,527.00	+\$93,542.00	+\$0.00				

E-SPLOST V Program Information

Project Number	Project	PM	Phase	Current Budget	Current Commitment	Current Expenditures	EAC	Current Budget - Commitments	Current Budget - Expenditures	Current Budget - EAC	Current Start Date	Current Finish Date	E-SPLOST V Scope Description	Current Activity
			GENCONTR	\$1,597,565.00	\$0.00	\$0.00	\$1,597,565.00	+\$1,597,565.00	+\$1,597,565.00	+\$0.00				
			CONSTRSVC	\$49,613.00	\$0.00	\$0.00	\$49,613.00	+\$49,613.00	+\$49,613.00	+\$0.00				
			PRGCONTIN	\$157,934.00	\$0.00	\$0.00	\$157,934.00	+\$157,934.00	+\$157,934.00	+\$0.00				
34535	Former John Lewis Facility	Albanese	Completed	\$1,607,790.00	\$1,374,735.00	\$1,314,907.55	\$1,607,790.00	+\$233,055.00	+\$292,882.45	+\$0.00	Jan-20	Jul-20	Improvement to Former John Lewis ES facility to accommodate Kittredge Magnet	
			PRECONST	\$0.00	\$0.00	\$0.00	\$0.00	+\$0.00	+\$0.00	+\$0.00				
			ARCHITECT	\$157,790.00	\$153,380.00	\$105,836.55	\$157,790.00	+\$4,410.00	+\$51,953.45	+\$0.00				
			GENCONTR	\$1,091,575.00	\$942,889.00	\$930,605.00	\$1,091,575.00	+\$148,686.00	+\$160,970.00	+\$0.00				
			CONSTRSVC	\$67,000.00	\$0.00	\$0.00	\$67,000.00	+\$67,000.00	+\$67,000.00	+\$0.00				
			FFELESS5K	\$291,425.00	\$278,466.00	\$278,466.00	\$291,425.00	+\$12,959.00	+\$12,959.00	+\$0.00				
			FFE	\$0.00	\$0.00	\$0.00	\$0.00	+\$0.00	+\$0.00	+\$0.00				
			TECHNOLOGY	\$0.00	\$0.00	\$0.00	\$0.00	+\$0.00	+\$0.00	+\$0.00				
			PRGCONTIN	\$0.00	\$0.00	\$0.00	\$0.00	+\$0.00	+\$0.00	+\$0.00				
35135	Henderson Mill ES - Roof replacement, plumbing, HVAC components	Albanese	Design-Procurement	\$7,020,000.00	\$0.00	\$0.00	\$7,020,000.00	+\$7,020,000.00	+\$7,020,000.00	+\$0.00	May-21	Jan-24	Major building system replacement with emphasis on Roof, Plumbing, HVAC Components.	
			PRECONST	\$70,200.00	\$0.00	\$0.00	\$70,200.00	+\$70,200.00	+\$70,200.00	+\$0.00				
			ARCHITECT	\$351,000.00	\$0.00	\$0.00	\$351,000.00	+\$351,000.00	+\$351,000.00	+\$0.00				
			GENCONTR	\$5,791,500.00	\$0.00	\$0.00	\$5,791,500.00	+\$5,791,500.00	+\$5,791,500.00	+\$0.00				
			CONSTRSVC	\$175,500.00	\$0.00	\$0.00	\$175,500.00	+\$175,500.00	+\$175,500.00	+\$0.00				
			PRGCONTIN	\$631,800.00	\$0.00	\$0.00	\$631,800.00	+\$631,800.00	+\$631,800.00	+\$0.00				
35235	Toney ES - HVAC replacement	No-PM	Design	\$6,790,000.00	\$0.00	\$0.00	\$6,790,000.00	+\$6,790,000.00	+\$6,790,000.00	+\$0.00	Jun-21	Feb-23	Major building system replacement with emphasis on HVAC.	
			PRECONST	\$67,900.00	\$0.00	\$0.00	\$67,900.00	+\$67,900.00	+\$67,900.00	+\$0.00				
			ARCHITECT	\$339,500.00	\$0.00	\$0.00	\$339,500.00	+\$339,500.00	+\$339,500.00	+\$0.00				
			GENCONTR	\$5,601,750.00	\$0.00	\$0.00	\$5,601,750.00	+\$5,601,750.00	+\$5,601,750.00	+\$0.00				
			CONSTRSVC	\$169,750.00	\$0.00	\$0.00	\$169,750.00	+\$169,750.00	+\$169,750.00	+\$0.00				
			PRGCONTIN	\$611,100.00	\$0.00	\$0.00	\$611,100.00	+\$611,100.00	+\$611,100.00	+\$0.00				
35335	Kittredge Magnet at Nancy Creek - HVAC replacement, fire sprinklers	Albanese	Construction-Procure	\$8,500,000.00	\$630,782.10	\$496,211.05	\$8,500,000.00	+\$7,869,217.90	+\$8,003,788.95	+\$0.00	Dec-20	Jan-23	Major building system replacement with emphasis on HVAC, and Fire sprinkler installation	
			PRECONST	\$85,000.00	\$0.00	\$0.00	\$85,000.00	+\$85,000.00	+\$85,000.00	+\$0.00				
			ARCHITECT	\$519,325.00	\$519,324.80	\$384,753.75	\$519,325.00	+\$0.20	+\$134,571.25	+\$0.00				
			GENCONTR	\$7,012,500.00	\$77,634.50	\$77,634.50	\$7,012,500.00	+\$6,934,865.50	+\$6,934,865.50	+\$0.00				
			CONSTRSVC	\$212,500.00	\$33,822.80	\$33,822.80	\$212,500.00	+\$178,677.20	+\$178,677.20	+\$0.00				
			PRGCONTIN	\$670,675.00	\$0.00	\$0.00	\$670,675.00	+\$670,675.00	+\$670,675.00	+\$0.00				
35435	E. L. Miller ES - HVAC replacement	Fernandez	Construction-Procure	\$7,200,000.00	\$369,764.82	\$312,321.54	\$7,200,000.00	+\$6,830,235.18	+\$6,887,678.46	+\$0.00	Feb-19	Aug-23	Major building system replacement with emphasis on Plumbing, HVAC, Fire Protection	
			PRECONST	\$72,000.00	\$140.00	\$140.00	\$72,000.00	+\$71,860.00	+\$71,860.00	+\$0.00				
			ARCHITECT	\$370,000.00	\$369,624.82	\$312,181.54	\$370,000.00	+\$375.18	+\$57,818.46	+\$0.00				

E-SPLOST V Program Information

Project Number	Project	PM	Phase	Current Budget	Current Commitment	Current Expenditures	EAC	Current Budget - Commitments	Current Budget - Expenditures	Current Budget - EAC	Current Start Date	Current Finish Date	E-SPLOST V Scope Description	Current Activity
			GENCONTR	\$5,940,000.00	\$0.00	\$0.00	\$5,940,000.00	+\$5,940,000.00	+\$5,940,000.00	+\$0.00				
			CONSTRSVC	\$180,000.00	\$0.00	\$0.00	\$180,000.00	+\$180,000.00	+\$180,000.00	+\$0.00				
			PRGCONTIN	\$638,000.00	\$0.00	\$0.00	\$638,000.00	+\$638,000.00	+\$638,000.00	+\$0.00				
35535	Stoneview ES - HVAC components, roof replacement, site improvements	Henry	Construction-Procure	\$4,860,000.00	\$369,406.38	\$318,427.94	\$4,860,000.00	+\$4,490,593.62	+\$4,541,572.06	+\$0.00	Apr-20	Dec-22	Major building system replacement with emphasis on Roof, HVAC Components	
			PRECONST	\$48,600.00	\$140.00	\$140.00	\$48,600.00	+\$48,460.00	+\$48,460.00	+\$0.00				
			ARCHITECT	\$383,400.00	\$369,266.38	\$318,287.94	\$383,400.00	+\$14,133.62	+\$65,112.06	+\$0.00				
			GENCONTR	\$4,009,500.00	\$0.00	\$0.00	\$4,009,500.00	+\$4,009,500.00	+\$4,009,500.00	+\$0.00				
			CONSTRSVC	\$121,500.00	\$0.00	\$0.00	\$121,500.00	+\$121,500.00	+\$121,500.00	+\$0.00				
			PRGCONTIN	\$297,000.00	\$0.00	\$0.00	\$297,000.00	+\$297,000.00	+\$297,000.00	+\$0.00				
35635	Cary Reynolds ES - Roof and HVAC component replacement, security vestibule	Albanese	Design	\$5,635,000.00	\$237,260.00	\$12,040.00	\$5,635,000.00	+\$5,397,740.00	+\$5,622,960.00	+\$0.00	Feb-21	Jul-23	Major building system replacement with emphasis on Roof, HVAC Components, and Installation of security vestibule	
			PRECONST	\$56,350.00	\$140.00	\$140.00	\$56,350.00	+\$56,210.00	+\$56,210.00	+\$0.00				
			ARCHITECT	\$281,750.00	\$237,120.00	\$11,900.00	\$281,750.00	+\$44,630.00	+\$269,850.00	+\$0.00				
			GENCONTR	\$4,648,875.00	\$0.00	\$0.00	\$4,648,875.00	+\$4,648,875.00	+\$4,648,875.00	+\$0.00				
			CONSTRSVC	\$140,875.00	\$0.00	\$0.00	\$140,875.00	+\$140,875.00	+\$140,875.00	+\$0.00				
			PRGCONTIN	\$507,150.00	\$0.00	\$0.00	\$507,150.00	+\$507,150.00	+\$507,150.00	+\$0.00				
35735	Briar Vista ES - Roof replacement, security vestibule, accessibility improvements	Albanese	Design	\$4,160,000.00	\$172,640.00	\$8,740.00	\$4,160,000.00	+\$3,987,360.00	+\$4,151,260.00	+\$0.00	Jan-21	Sep-23	Major building system replacement with emphasis on Roof, Accessibility improvements between levels; and Installation of security vestibule	Additional scope design delayed pending BOE approval of AE's contract amendment for the additional services
			PRECONST	\$41,600.00	\$140.00	\$140.00	\$41,600.00	+\$41,460.00	+\$41,460.00	+\$0.00				
			ARCHITECT	\$208,000.00	\$172,500.00	\$8,600.00	\$208,000.00	+\$35,500.00	+\$199,400.00	+\$0.00				
			GENCONTR	\$3,432,000.00	\$0.00	\$0.00	\$3,432,000.00	+\$3,432,000.00	+\$3,432,000.00	+\$0.00				
			CONSTRSVC	\$104,000.00	\$0.00	\$0.00	\$104,000.00	+\$104,000.00	+\$104,000.00	+\$0.00				
			PRGCONTIN	\$374,400.00	\$0.00	\$0.00	\$374,400.00	+\$374,400.00	+\$374,400.00	+\$0.00				
35835	Champion Theme MS - HVAC component replacement, fire sprinkler installation	Fernandez	Design	\$6,063,000.00	\$300,120.00	\$133,739.28	\$6,063,000.00	+\$5,762,880.00	+\$5,929,260.72	+\$0.00	May-20	Jan-23	Major building system replacement with emphasis on HVAC Components and Fire sprinkler installation	
			PRECONST	\$60,630.00	\$0.00	\$0.00	\$60,630.00	+\$60,630.00	+\$60,630.00	+\$0.00				
			ARCHITECT	\$415,150.00	\$300,120.00	\$133,739.28	\$415,150.00	+\$115,030.00	+\$281,410.72	+\$0.00				
			GENCONTR	\$5,001,975.00	\$0.00	\$0.00	\$5,001,975.00	+\$5,001,975.00	+\$5,001,975.00	+\$0.00				
			CONSTRSVC	\$151,575.00	\$0.00	\$0.00	\$151,575.00	+\$151,575.00	+\$151,575.00	+\$0.00				
			PRGCONTIN	\$433,670.00	\$0.00	\$0.00	\$433,670.00	+\$433,670.00	+\$433,670.00	+\$0.00				
35935	Livsey ES - HVAC replacement	Albanese	Deferred * (See Appendix B)	\$6,000,000.00	\$0.00	\$0.00	\$6,000,000.00	+\$6,000,000.00	+\$6,000,000.00	+\$0.00	Feb-21	TBD	Major building system replacement with emphasis on HVAC.	All previous scope has been deferred pending the recommendations of the Comprehensive

E-SPLOST V Program Information

Project Number	Project	PM	Phase	Current Budget	Current Commitment	Current Expenditures	EAC	Current Budget - Commitments	Current Budget - Expenditures	Current Budget - EAC	Current Start Date	Current Finish Date	E-SPLOST V Scope Description	Current Activity
														Master Plan
			PRECONST	\$60,000.00	\$0.00	\$0.00	\$60,000.00	+\$60,000.00	+\$60,000.00	+\$0.00				
			ARCHITECT	\$300,000.00	\$0.00	\$0.00	\$300,000.00	+\$300,000.00	+\$300,000.00	+\$0.00				
			GENCONTR	\$4,950,000.00	\$0.00	\$0.00	\$4,950,000.00	+\$4,950,000.00	+\$4,950,000.00	+\$0.00				
			CONSTRSVC	\$150,000.00	\$0.00	\$0.00	\$150,000.00	+\$150,000.00	+\$150,000.00	+\$0.00				
			PRGCONTIN	\$540,000.00	\$0.00	\$0.00	\$540,000.00	+\$540,000.00	+\$540,000.00	+\$0.00				
36035	DeKalb HS of Technology South - HVAC component replacement, plumbing, lighting and site improvements	Nunnally	Deferred * (See Appendix B)	\$3,860,000.00	\$203,012.00	\$152,259.00	\$3,860,000.00	+\$3,656,988.00	+\$3,707,741.00	+\$0.00	Jul-20	Mar-23	Major building system replacement with emphasis on HVAC Components, Plumbing & Site improvements	All previous scope has been deferred pending the recommendations of the Comprehensive Master Plan
			PRECONST	\$38,600.00	\$0.00	\$0.00	\$38,600.00	+\$38,600.00	+\$38,600.00	+\$0.00				
			ARCHITECT	\$216,810.00	\$203,012.00	\$152,259.00	\$216,810.00	+\$13,798.00	+\$64,551.00	+\$0.00				
			GENCONTR	\$3,184,500.00	\$0.00	\$0.00	\$3,184,500.00	+\$3,184,500.00	+\$3,184,500.00	+\$0.00				
			CONSTRSVC	\$96,500.00	\$0.00	\$0.00	\$96,500.00	+\$96,500.00	+\$96,500.00	+\$0.00				
			PRGCONTIN	\$323,590.00	\$0.00	\$0.00	\$323,590.00	+\$323,590.00	+\$323,590.00	+\$0.00				
36135	Fairington ES - Roof and plumbing fixture replacement, site improvements	Fernandez	Construction-Procure	\$2,439,000.00	\$125,166.00	\$106,390.50	\$2,439,000.00	+\$2,313,834.00	+\$2,332,609.50	+\$0.00	Jul-20	Jul-23	Major building system replacement with emphasis on Roofing and Site Improvements; and Plumbing fixture replacement	Project was delayed due to BOE approval delay of E-SPLOST V Project List Adjustments
			PRECONST	\$24,390.00	\$0.00	\$0.00	\$24,390.00	+\$24,390.00	+\$24,390.00	+\$0.00				
			ARCHITECT	\$146,340.00	\$125,166.00	\$106,390.50	\$146,340.00	+\$21,174.00	+\$39,949.50	+\$0.00				
			GENCONTR	\$1,963,395.00	\$0.00	\$0.00	\$1,963,395.00	+\$1,963,395.00	+\$1,963,395.00	+\$0.00				
			CONSTRSVC	\$60,975.00	\$0.00	\$0.00	\$60,975.00	+\$60,975.00	+\$60,975.00	+\$0.00				
			PRGCONTIN	\$243,900.00	\$0.00	\$0.00	\$243,900.00	+\$243,900.00	+\$243,900.00	+\$0.00				
36235	Dresden ES - Replacement Elementary School	Albanese	Design	\$3,570,000.00	\$159,000.00	\$22,000.00	\$3,570,000.00	+\$3,411,000.00	+\$3,548,000.00	+\$0.00	Mar-21	Nov-23	The scope of work for this project is to design a 900-seat elementary school at Dresden ES.	
			PRECONST	\$35,700.00	\$0.00	\$0.00	\$35,700.00	+\$35,700.00	+\$35,700.00	+\$0.00				
			ARCHITECT	\$178,500.00	\$159,000.00	\$22,000.00	\$178,500.00	+\$19,500.00	+\$156,500.00	+\$0.00				
			GENCONTR	\$2,945,250.00	\$0.00	\$0.00	\$2,945,250.00	+\$2,945,250.00	+\$2,945,250.00	+\$0.00				
			CONSTRSVC	\$89,250.00	\$0.00	\$0.00	\$89,250.00	+\$89,250.00	+\$89,250.00	+\$0.00				
			PRGCONTIN	\$321,300.00	\$0.00	\$0.00	\$321,300.00	+\$321,300.00	+\$321,300.00	+\$0.00				
36335	Kingsley ES - HVAC replacement, fire sprinkler installation	Albanese	Design	\$2,610,000.00	\$113,457.00	\$32,500.00	\$2,610,000.00	+\$2,496,543.00	+\$2,577,500.00	+\$0.00	Apr-21	Aug-23	Major building system replacement with emphasis on HVAC Components and Fire sprinkler installation	Additional scope design delayed pending BOE approval of AE's contract amendment for the addition services
			PRECONST	\$26,100.00	\$0.00	\$0.00	\$26,100.00	+\$26,100.00	+\$26,100.00	+\$0.00				
			ARCHITECT	\$156,600.00	\$113,457.00	\$32,500.00	\$156,600.00	+\$43,143.00	+\$124,100.00	+\$0.00				
			GENCONTR	\$2,101,050.00	\$0.00	\$0.00	\$2,101,050.00	+\$2,101,050.00	+\$2,101,050.00	+\$0.00				
			CONSTRSVC	\$65,250.00	\$0.00	\$0.00	\$65,250.00	+\$65,250.00	+\$65,250.00	+\$0.00				
			PRGCONTIN	\$261,000.00	\$0.00	\$0.00	\$261,000.00	+\$261,000.00	+\$261,000.00	+\$0.00				

E-SPLOST V Program Information

Project Number	Project	PM	Phase	Current Budget	Current Commitment	Current Expenditures	EAC	Current Budget - Commitments	Current Budget - Expenditures	Current Budget - EAC	Current Start Date	Current Finish Date	E-SPLOST V Scope Description	Current Activity
36435	Hawthorne ES - HVAC replacement, plumbing improvements	Albanese	Design	\$4,510,000.00	\$201,000.00	\$27,000.00	\$4,510,000.00	+\$4,309,000.00	+\$4,483,000.00	+\$0.00	May-21	Jan-24	Major building system replacement with emphasis on HVAC, Plumbing, and Site improvements	
			PRECONST	\$45,100.00	\$0.00	\$0.00	\$45,100.00	+\$45,100.00	+\$45,100.00	+\$0.00				
			ARCHITECT	\$237,500.00	\$201,000.00	\$27,000.00	\$237,500.00	+\$36,500.00	+\$210,500.00	+\$0.00				
			GENCONTR	\$3,720,750.00	\$0.00	\$0.00	\$3,720,750.00	+\$3,720,750.00	+\$3,720,750.00	+\$0.00				
			CONSTRSVC	\$112,750.00	\$0.00	\$0.00	\$112,750.00	+\$112,750.00	+\$112,750.00	+\$0.00				
			PRGCONTIN	\$393,900.00	\$0.00	\$0.00	\$393,900.00	+\$393,900.00	+\$393,900.00	+\$0.00				
36535	Salem MS - HVAC replacement	Fernandez	Construction-Procure	\$4,530,000.00	\$238,250.00	\$202,512.50	\$4,530,000.00	+\$4,291,750.00	+\$4,327,487.50	+\$0.00	Aug-20	Jul-23	Major building system replacement with emphasis on HVAC	Project was delayed due to BOE approval delay of E-SPLOST V Project List Adjustments
			PRECONST	\$45,300.00	\$0.00	\$0.00	\$45,300.00	+\$45,300.00	+\$45,300.00	+\$0.00				
			ARCHITECT	\$250,000.00	\$238,250.00	\$202,512.50	\$250,000.00	+\$11,750.00	+\$47,487.50	+\$0.00				
			GENCONTR	\$3,737,250.00	\$0.00	\$0.00	\$3,737,250.00	+\$3,737,250.00	+\$3,737,250.00	+\$0.00				
			CONSTRSVC	\$113,250.00	\$0.00	\$0.00	\$113,250.00	+\$113,250.00	+\$113,250.00	+\$0.00				
			PRGCONTIN	\$384,200.00	\$0.00	\$0.00	\$384,200.00	+\$384,200.00	+\$384,200.00	+\$0.00				
36635	Rock Chapel ES - HVAC replacement	Albanese	Design	\$3,210,000.00	\$170,640.00	\$96,727.50	\$3,210,000.00	+\$3,039,360.00	+\$3,113,272.50	+\$0.00	Sep-20	Jul-23	Major building system replacement with emphasis on HVAC and Site Improvements	Additional scope design delayed pending BOE approval of AE's contract amendment for the additional services
			PRECONST	\$32,100.00	\$140.00	\$140.00	\$32,100.00	+\$31,960.00	+\$31,960.00	+\$0.00				
			ARCHITECT	\$170,500.00	\$170,500.00	\$96,587.50	\$170,500.00	+\$0.00	+\$73,912.50	+\$0.00				
			GENCONTR	\$2,648,250.00	\$0.00	\$0.00	\$2,648,250.00	+\$2,648,250.00	+\$2,648,250.00	+\$0.00				
			CONSTRSVC	\$80,250.00	\$0.00	\$0.00	\$80,250.00	+\$80,250.00	+\$80,250.00	+\$0.00				
			PRGCONTIN	\$278,900.00	\$0.00	\$0.00	\$278,900.00	+\$278,900.00	+\$278,900.00	+\$0.00				
36735	Set aside for additional contingency for Capital Renewal projects	No-PM	None	\$2,600,000.00	\$0.00	\$0.00	\$2,600,000.00	+\$2,600,000.00	+\$2,600,000.00	+\$0.00	Feb-20	Sep-22	Set aside for additional Capital Renewal (Roof replacement, HVAC replacement, etc.) at either existing E-SPLOST V projects or to establish new projects for Capital Renewal	
			PRGCONTIN	\$2,600,000.00	\$0.00	\$0.00	\$2,600,000.00	+\$2,600,000.00	+\$2,600,000.00	+\$0.00				
36835	Laurel Ridge ES - HVAC and window replacement	Hawkins/Fernandez	Design	\$8,300,000.00	\$633,320.09	\$315,050.09	\$8,300,000.00	+\$7,666,679.91	+\$7,984,949.91	+\$0.00	Jan-21	Jul-22	Major Building system replacement w emphasis on HVAC and window replacement	The window replacement scope is in the construction phase, being managed by the District PM, Lemuel Hawkins and the HVAC scope is in the design phase, managed by the AECOM PM, Ryan Fernandez
			ARCHITECT	\$830,000.00	\$335,070.00	\$16,800.00	\$830,000.00	+\$494,930.00	+\$813,200.00	+\$0.00				

E-SPLOST V Program Information

Project Number	Project	PM	Phase	Current Budget	Current Commitment	Current Expenditures	EAC	Current Budget - Commitments	Current Budget - Expenditures	Current Budget - EAC	Current Start Date	Current Finish Date	E-SPLOST V Scope Description	Current Activity
			GENCONTR	\$6,640,000.00	\$249,465.09	\$249,465.09	\$6,640,000.00	+\$6,390,534.91	+\$6,390,534.91	+\$0.00				
			CONSTRSVC	\$60,000.00	\$48,785.00	\$48,785.00	\$60,000.00	+\$11,215.00	+\$11,215.00	+\$0.00				
			PRGCONTIN	\$770,000.00	\$0.00	\$0.00	\$770,000.00	+\$770,000.00	+\$770,000.00	+\$0.00				
36935	Woodridge ES - HVAC replacement	Fernandez	Design	\$7,300,000.00	\$335,070.00	\$0.00	\$7,300,000.00	+\$6,964,930.00	+\$7,300,000.00	+\$0.00	Jan-21	Jul-22	Major Building system replacement w emphasis on HVAC	
			ARCHITECT	\$730,000.00	\$335,070.00	\$0.00	\$730,000.00	+\$394,930.00	+\$730,000.00	+\$0.00				
			GENCONTR	\$5,840,000.00	\$0.00	\$0.00	\$5,840,000.00	+\$5,840,000.00	+\$5,840,000.00	+\$0.00				
			PRGCONTIN	\$730,000.00	\$0.00	\$0.00	\$730,000.00	+\$730,000.00	+\$730,000.00	+\$0.00				
37035	Chesnut ES - HVAC replacement	Fernandez	Design	\$6,400,000.00	\$293,760.00	\$0.00	\$6,400,000.00	+\$6,106,240.00	+\$6,400,000.00	+\$0.00	Jan-21	Jul-22	Major Building system replacement w emphasis on HVAC	
			ARCHITECT	\$640,000.00	\$293,760.00	\$0.00	\$640,000.00	+\$346,240.00	+\$640,000.00	+\$0.00				
			GENCONTR	\$5,120,000.00	\$0.00	\$0.00	\$5,120,000.00	+\$5,120,000.00	+\$5,120,000.00	+\$0.00				
			PRGCONTIN	\$640,000.00	\$0.00	\$0.00	\$640,000.00	+\$640,000.00	+\$640,000.00	+\$0.00				
37135	Bus Parking Pavement	Albanese	Completed	\$2,570,000.00	\$2,560,613.70	\$2,560,613.70	\$2,560,790.70	+\$9,386.30	+\$9,386.30	+\$9,209.30	Mar-17	Jul-19	Pavement upgrades at East DeKalb Campus and Hallford Stadium	
			GENCONTR	\$24,138.00	\$24,138.00	\$24,138.00	\$24,138.00	+\$0.00	+\$0.00	+\$0.00				
			GENCONTR	\$1,811,700.00	\$1,802,490.70	\$1,802,490.70	\$1,802,490.70	+\$9,209.30	+\$9,209.30	+\$9,209.30				
			GENCONTR	\$734,162.00	\$733,985.00	\$733,985.00	\$734,162.00	+\$177.00	+\$177.00	+\$0.00				
			PRGCONTIN	\$0.00	\$0.00	\$0.00	\$0.00	+\$0.00	+\$0.00	+\$0.00				
			PRGCONTIN	\$0.00	\$0.00	\$0.00	\$0.00	+\$0.00	+\$0.00	+\$0.00				
37235	Ashford Park ES - Roof replacement	Fernandez	Closeout	\$1,400,000.00	\$1,346,800.00	\$992,339.93	\$1,400,000.00	+\$53,200.00	+\$407,660.07	+\$0.00	Dec-20	May-22	Major Building system replacement w emphasis on HVAC	
			ARCHITECT	\$0.00	\$0.00	\$0.00	\$0.00	+\$0.00	+\$0.00	+\$0.00				
			GENCONTR	\$1,400,000.00	\$1,346,800.00	\$992,339.93	\$1,400,000.00	+\$53,200.00	+\$407,660.07	+\$0.00				
			PRGCONTIN	\$0.00	\$0.00	\$0.00	\$0.00	+\$0.00	+\$0.00	+\$0.00				
37335	Montgomery ES - Roof replacement	Fernandez	Cancelled	\$0.00	\$0.00	\$0.00	\$0.00	+\$0.00	+\$0.00	+\$0.00	Dec-20	-	Major Building system replacement w emphasis on Roofing	Project is not needed because the scope of work was completed in SPLOST IV. Project closed out and budget sweep approved by the Board in April 2022
			ARCHITECT	\$0.00	\$0.00	\$0.00	\$0.00	+\$0.00	+\$0.00	+\$0.00				
			GENCONTR	\$0.00	\$0.00	\$0.00	\$0.00	+\$0.00	+\$0.00	+\$0.00				
			PRGCONTIN	\$0.00	\$0.00	\$0.00	\$0.00	+\$0.00	+\$0.00	+\$0.00				
37435	Brockett ES - Roof replacement	Fernandez	Construction	\$1,801,000.00	\$1,541,000.00	\$975,487.95	\$1,801,000.00	+\$260,000.00	+\$825,512.05	+\$0.00	Dec-20	Jul-22	Major Building system replacement w emphasis on roofing	
			ARCHITECT	\$130,000.00	\$0.00	\$0.00	\$130,000.00	+\$130,000.00	+\$130,000.00	+\$0.00				
			GENCONTR	\$1,541,000.00	\$1,541,000.00	\$975,487.95	\$1,541,000.00	+\$0.00	+\$565,512.05	+\$0.00				
			PRGCONTIN	\$130,000.00	\$0.00	\$0.00	\$130,000.00	+\$130,000.00	+\$130,000.00	+\$0.00				
37535	Wynbrooke ES - Roof replacement	Fernandez	Closeout	\$2,500,000.00	\$1,967,000.00	\$1,644,281.22	\$2,500,000.00	+\$533,000.00	+\$855,718.78	+\$0.00	Dec-20	May-22	Major Building system replacement w emphasis on roofing	

E-SPLOST V Program Information

Project Number	Project	PM	Phase	Current Budget	Current Commitment	Current Expenditures	EAC	Current Budget - Commitments	Current Budget - Expenditures	Current Budget - EAC	Current Start Date	Current Finish Date	E-SPLOST V Scope Description	Current Activity
			ARCHITECT	\$250,000.00	\$0.00	\$0.00	\$250,000.00	+\$250,000.00	+\$250,000.00	+\$0.00				
			GENCONTR	\$2,000,000.00	\$1,967,000.00	\$1,644,281.22	\$2,000,000.00	+\$33,000.00	+\$355,718.78	+\$0.00				
			PRGCONTIN	\$250,000.00	\$0.00	\$0.00	\$250,000.00	+\$250,000.00	+\$250,000.00	+\$0.00				
37635	Browns Mill ES - Roof replacement	Fernandez	Cancelled	\$0.00	\$0.00	\$0.00	\$0.00	+\$0.00	+\$0.00	+\$0.00	Dec-20	-	Major Building system replacement w emphasis on roofing	Project is not needed because the scope of work was completed in SPLOST IV. Project closed out and budget sweep approved by the Board in April 2022
			ARCHITECT	\$0.00	\$0.00	\$0.00	\$0.00	+\$0.00	+\$0.00	+\$0.00				
			GENCONTR	\$0.00	\$0.00	\$0.00	\$0.00	+\$0.00	+\$0.00	+\$0.00				
			PRGCONTIN	\$0.00	\$0.00	\$0.00	\$0.00	+\$0.00	+\$0.00	+\$0.00				
37735	DeKalb Alternative / East Campus - Roof replacement	Fernandez	Closeout	\$3,400,000.00	\$2,316,000.00	\$1,407,169.76	\$3,400,000.00	+\$1,084,000.00	+\$1,992,830.24	+\$0.00	Dec-20	May-22	Major Building system replacement w emphasis on roofing	
			ARCHITECT	\$340,000.00	\$0.00	\$0.00	\$340,000.00	+\$340,000.00	+\$340,000.00	+\$0.00				
			GENCONTR	\$2,720,000.00	\$2,316,000.00	\$1,407,169.76	\$2,720,000.00	+\$404,000.00	+\$1,312,830.24	+\$0.00				
			PRGCONTIN	\$340,000.00	\$0.00	\$0.00	\$340,000.00	+\$340,000.00	+\$340,000.00	+\$0.00				
37835	Oak Grove ES - Roof replacement	Fernandez	Construction	\$1,741,000.00	\$1,481,000.00	\$1,073,323.80	\$1,741,000.00	+\$260,000.00	+\$667,676.20	+\$0.00	Dec-20	Jul-22	Major Building system replacement w emphasis on roofing	
			ARCHITECT	\$130,000.00	\$0.00	\$0.00	\$130,000.00	+\$130,000.00	+\$130,000.00	+\$0.00				
			GENCONTR	\$1,481,000.00	\$1,481,000.00	\$1,073,323.80	\$1,481,000.00	+\$0.00	+\$407,676.20	+\$0.00				
			PRGCONTIN	\$130,000.00	\$0.00	\$0.00	\$130,000.00	+\$130,000.00	+\$130,000.00	+\$0.00				
37935	Update HVAC Controls	Williams	Planning	\$4,500,000.00	\$0.00	\$0.00	\$4,500,000.00	+\$4,500,000.00	+\$4,500,000.00	+\$0.00	Jan-22	Jul-25	Ensure all DCSD school facilities meet minimum standard for HVAC Controls	District Managed Project.
			PRECONST	\$45,000.00	\$0.00	\$0.00	\$45,000.00	+\$45,000.00	+\$45,000.00	+\$0.00				
			ARCHITECT	\$270,000.00	\$0.00	\$0.00	\$270,000.00	+\$270,000.00	+\$270,000.00	+\$0.00				
			GENCONTR	\$3,825,000.00	\$0.00	\$0.00	\$3,825,000.00	+\$3,825,000.00	+\$3,825,000.00	+\$0.00				
			CONSTRSVC	\$90,000.00	\$0.00	\$0.00	\$90,000.00	+\$90,000.00	+\$90,000.00	+\$0.00				
			TECHNOLOGY	\$90,000.00	\$0.00	\$0.00	\$90,000.00	+\$90,000.00	+\$90,000.00	+\$0.00				
			PRGCONTIN	\$180,000.00	\$0.00	\$0.00	\$180,000.00	+\$180,000.00	+\$180,000.00	+\$0.00				
38035	Green Forrest Drive - Renovation	Lemon	Construction	\$6,000,000.00	\$220.00	\$220.00	\$6,000,000.00	+\$5,999,780.00	+\$5,999,780.00	+\$0.00	Jun-21	Jan-23	Renovations and modifications of the existing building to serve as a swing space. Includes site improvements, interior improvements, plumbing, mechanical, and electrical work.	District Managed Project.
			PRECONST	\$25,000.00	\$220.00	\$220.00	\$25,000.00	+\$24,780.00	+\$24,780.00	+\$0.00				
			ARCHITECT	\$0.00	\$0.00	\$0.00	\$0.00	+\$0.00	+\$0.00	+\$0.00				
			GENCONTR	\$5,000,000.00	\$0.00	\$0.00	\$5,000,000.00	+\$5,000,000.00	+\$5,000,000.00	+\$0.00				
			CONSTRSVC	\$100,000.00	\$0.00	\$0.00	\$100,000.00	+\$100,000.00	+\$100,000.00	+\$0.00				
			FFE	\$250,000.00	\$0.00	\$0.00	\$250,000.00	+\$250,000.00	+\$250,000.00	+\$0.00				
			TECHNOLOGY	\$500,000.00	\$0.00	\$0.00	\$500,000.00	+\$500,000.00	+\$500,000.00	+\$0.00				

E-SPLOST V Program Information

Project Number	Project	PM	Phase	Current Budget	Current Commitment	Current Expenditures	EAC	Current Budget - Commitments	Current Budget - Expenditures	Current Budget - EAC	Current Start Date	Current Finish Date	E-SPLOST V Scope Description	Current Activity
			PRJCONTIN	\$125,000.00	\$0.00	\$0.00	\$125,000.00	+\$125,000.00	+\$125,000.00	+\$0.00				
38135	Parking addition	Fernandez	Construction	\$2,433,026.00	\$0.00	\$0.00	\$2,433,026.00	+\$2,433,026.00	+\$2,433,026.00	+\$0.00	Mar-20	Feb-24	Add parking spaces at 10 schools (number of parking spaces shown): Canby Lane ES (31), Columbia ES (31), Flat Shoals ES (34), Hambrick ES (36), Jolly ES (29), Oakcliff Theme ES (32), Rainbow ES (32), Snapfinger ES (34), Stone Mill ES (31), and Stone Mountain ES (29)	
			PRECONST	\$24,330.00	\$0.00	\$0.00	\$24,330.00	+\$24,330.00	+\$24,330.00	+\$0.00				
			ARCHITECT	\$72,990.00	\$0.00	\$0.00	\$72,990.00	+\$72,990.00	+\$72,990.00	+\$0.00				
			GENCONTR	\$2,214,055.00	\$0.00	\$0.00	\$2,214,055.00	+\$2,214,055.00	+\$2,214,055.00	+\$0.00				
			CONSTRSVC	\$24,330.00	\$0.00	\$0.00	\$24,330.00	+\$24,330.00	+\$24,330.00	+\$0.00				
			PRGCONTIN	\$97,321.00	\$0.00	\$0.00	\$97,321.00	+\$97,321.00	+\$97,321.00	+\$0.00				
38235	Set-aside for Resurfacing Existing Parking at Parking Addition Schools	No-PM	None	\$7,500,000.00	\$0.00	\$0.00	\$7,500,000.00	+\$7,500,000.00	+\$7,500,000.00	+\$0.00	Mar-20	Jul-21	Set aside to resurface existing parking lots at Canby Lane ES, Columbia ES, Flat Shoals ES, Hambrick ES, Jolly ES, Oakcliff Theme ES, Rainbow ES, Snapfinger ES, Stone Mill ES, and Stone Mountain ES	
			PRJCONTIN	\$7,500,000.00	\$0.00	\$0.00	\$7,500,000.00	+\$7,500,000.00	+\$7,500,000.00	+\$0.00				
40135	Technology: ERP/Finance/HR System (Bond, Initial Capital)	No-PM	Ongoing	\$2,048,860.00	\$2,048,859.99	\$2,048,859.99	\$2,048,860.00	+\$0.01	+\$0.01	+\$0.00	Mar-17	Mar-19	Replace legacy Financial and Human Resources system with a new and enhanced 21st century enterprise resource planning (ERP) system. This is bond-funded.	
			TECHNOLOGY	\$2,048,860.00	\$2,048,859.99	\$2,048,859.99	\$2,048,860.00	+\$0.01	+\$0.01	+\$0.00				
40235	Technology: ERP/Finance/HR System (Sales Tax and State Reimbursements)	No-PM	Ongoing	\$15,451,140.00	\$15,441,621.74	\$15,441,621.74	\$15,451,140.00	+\$9,518.26	+\$9,518.26	+\$0.00	Oct-17	Oct-20	Replace legacy Financial and Human Resources system with a new and enhanced 21st century enterprise resource planning (ERP) system.	
			TECHNOLOGY	\$15,451,140.00	\$15,416,384.31	\$15,416,384.31	\$15,425,902.57	+\$34,755.69	+\$34,755.69	+\$25,237.43				
			MGTADMINDC	\$0.00	\$25,237.43	\$25,237.43	\$25,237.43	-\$25,237.43	-\$25,237.43	-\$25,237.43				
41135	Technology: Computer Refresh A (Bond)	To Be Determined	Ongoing	\$13,000,000.00	\$12,958,876.40	\$12,958,876.40	\$13,000,000.00	+\$41,123.60	+\$41,123.60	+\$0.00	Mar-17	Mar-19	Every school in the District will receive new computer equipment; All teachers will receive new computer equipment; All student labs will receive new computer equipment. This is bond-funded.	
			TECHNOLOGY	\$13,000,000.00	\$12,958,876.40	\$12,958,876.40	\$13,000,000.00	+\$41,123.60	+\$41,123.60	+\$0.00				
41235	Technology: Computer Refresh B (Sales Tax and State Reimbursements)	To Be Determined	Ongoing	\$13,181,169.00	\$10,241,819.87	\$10,799,362.01	\$13,181,169.00	+\$2,939,349.13	+\$2,381,806.99	+\$0.00	Jan-19	Jan-23	Every school in the District will receive new computer equipment; All teachers will receive new computer equipment; All student labs will receive new computer equipment.	
			TECHLESS5K	\$600,000.00	\$0.00	\$557,542.14	\$600,000.00	+\$600,000.00	+\$42,457.86	+\$0.00				

E-SPLOST V Program Information

Project Number	Project	PM	Phase	Current Budget	Current Commitment	Current Expenditures	EAC	Current Budget - Commitments	Current Budget - Expenditures	Current Budget - EAC	Current Start Date	Current Finish Date	E-SPLOST V Scope Description	Current Activity
			TECHNOLOGY	\$12,581,169.00	\$10,241,819.87	\$10,241,819.87	\$12,581,169.00	+\$2,339,349.13	+\$2,339,349.13	+\$0.00				
42135	Technology: Telecommunications Upgrade	To Be Determined	Ongoing	\$5,410,431.00	\$5,000,208.47	\$5,000,208.47	\$5,410,431.00	+\$410,222.53	+\$410,222.53	+\$0.00	Jan-18	Jan-22	Upgrade outdated telephony system, including: All High Schools will receive new voice over Internet Protocol (VoIP) phones; and All Middle Schools will receive new VoIP phones	
			TECHLESS5K	\$8,000.00	\$8,000.00	\$8,000.00	\$8,000.00	+\$0.00	+\$0.00	+\$0.00				
			TECHNOLOGY	\$5,402,431.00	\$4,992,208.47	\$4,992,208.47	\$5,402,431.00	+\$410,222.53	+\$410,222.53	+\$0.00				
43135	Technology: Safety and Security	To Be Determined	Ongoing	\$9,580,000.00	\$9,080,171.18	\$9,080,171.18	\$9,580,000.00	+\$499,828.82	+\$499,828.82	+\$0.00	Jan-18	Jan-22	All schools will receive updated cameras and security equipment	
			TECHNOLOGY	\$9,580,000.00	\$9,080,171.18	\$9,080,171.18	\$9,580,000.00	+\$499,828.82	+\$499,828.82	+\$0.00				
44135	Technology: Active Boards A (Bonds)	To Be Determined	Ongoing	\$1,821,400.00	\$1,821,399.73	\$1,821,399.73	\$1,821,400.00	+\$0.27	+\$0.27	+\$0.00	Mar-17	Mar-19	All schools that have first generation active-boards will be replaced with new 21st Century boards (approximately 3,400 active boards will be replaced)	
			TECHNOLOGY	\$1,821,400.00	\$1,821,399.73	\$1,821,399.73	\$1,821,400.00	+\$0.27	+\$0.27	+\$0.00				
44235	Technology: Active Boards B (Sales Tax and State Reimbursements)	To Be Determined	Ongoing	\$6,007,000.00	\$5,806,076.34	\$5,806,076.34	\$6,007,000.00	+\$200,923.66	+\$200,923.66	+\$0.00	Jan-19	Jan-23	All schools that have first generation active-boards will be replaced with new 21st Century boards (approximately 3,400 active boards will be replaced)	
			TECHNOLOGY	\$6,007,000.00	\$5,806,076.34	\$5,806,076.34	\$6,007,000.00	+\$200,923.66	+\$200,923.66	+\$0.00				
45135	Technology Infrastructure	To Be Determined	Ongoing	\$5,000,000.00	\$3,369,099.26	\$3,369,099.26	\$5,000,000.00	+\$1,630,900.74	+\$1,630,900.74	+\$0.00	Jan-18	Jan-22	Update wiring and technology infrastructure within the schools; Replacement of outdated cabling and switches; Address any wireless needs for all district portable classrooms	
			TECHNOLOGY	\$5,000,000.00	\$3,369,099.26	\$3,369,099.26	\$5,000,000.00	+\$1,630,900.74	+\$1,630,900.74	+\$0.00				
50135	School Bus Purchase A (Bond)	To Be Determined	Ongoing	\$20,452,710.00	\$20,386,642.00	\$20,386,642.00	\$20,452,710.00	+\$66,068.00	+\$66,068.00	+\$0.00	Mar-17	Mar-19	Purchase school buses	
			VEHICLES	\$20,452,710.00	\$20,386,642.00	\$20,386,642.00	\$20,452,710.00	+\$66,068.00	+\$66,068.00	+\$0.00				
50235	School Bus Purchase B (Sales Tax and State Reimbursements)	To Be Determined	Ongoing	\$4,696,290.00	\$3,712,343.00	\$3,712,343.00	\$4,696,290.00	+\$983,947.00	+\$983,947.00	+\$0.00	Dec-19	Jun-20	Purchase school buses	
			VEHICLES	\$4,696,290.00	\$3,712,343.00	\$3,712,343.00	\$4,696,290.00	+\$983,947.00	+\$983,947.00	+\$0.00				
51135	Support Vehicle Purchase	To Be Determined	Ongoing	\$1,558,000.00	\$1,469,010.00	\$1,469,010.00	\$1,558,000.00	+\$88,990.00	+\$88,990.00	+\$0.00	Mar-17	Sep-17	Purchase service vehicles for public safety, facilities maintenance, school nutrition, and warehouse operations	
			VEHICLES	\$1,558,000.00	\$1,469,010.00	\$1,469,010.00	\$1,558,000.00	+\$88,990.00	+\$88,990.00	+\$0.00				
52135	Musical Instruments	To Be Determined	Ongoing	\$10,000,000.00	\$3,063,265.39	\$3,063,265.39	\$10,000,000.00	+\$6,936,734.61	+\$6,936,734.61	+\$0.00	Aug-17	Aug-22	Replace outdated musical instruments and equipment	
			FFE	\$9,340,000.00	\$3,042,281.59	\$3,042,281.59	\$9,340,000.00	+\$6,297,718.41	+\$6,297,718.41	+\$0.00				
			FFE-GRTR5K	\$660,000.00	\$20,983.80	\$20,983.80	\$660,000.00	+\$639,016.20	+\$639,016.20	+\$0.00				
53135	Portables	To Be Determined	Ongoing	\$2,436,168.95	\$2,436,168.95	\$2,436,168.95	\$2,436,168.95	+\$0.00	+\$0.00	+\$0.00	Mar-17	Sep-17	Purchase new portable classrooms to replace outdated units and for	

E-SPLOST V Program Information

Project Number	Project	PM	Phase	Current Budget	Current Commitment	Current Expenditures	EAC	Current Budget - Commitments	Current Budget - Expenditures	Current Budget - EAC	Current Start Date	Current Finish Date	E-SPLOST V Scope Description	Current Activity
													enrollment increases	
			PORTABLES	\$2,436,168.95	\$2,436,168.95	\$2,436,168.95	\$2,436,168.95	+\$0.00	+\$0.00	+\$0.00				
54135	Small Kitchen Equipment	To Be Determined	Ongoing	\$1,170,000.00	\$1,148,112.23	\$1,148,112.23	\$1,170,000.00	+\$21,887.77	+\$21,887.77	+\$0.00	Aug-20	Feb-21	Purchase small kitchen equipment (e.g., milk boxes, steamers, coolers, skillets, burners, ovens, ice machines, and warmers) for 68 schools	
			FFE	\$1,170,000.00	\$1,148,112.23	\$1,148,112.23	\$1,170,000.00	+\$21,887.77	+\$21,887.77	+\$0.00				
60135	Bond Costs	To Be Determined	Ongoing	\$8,400,000.00	\$0.00	\$0.00	\$8,400,000.00	+\$8,400,000.00	+\$8,400,000.00	+\$0.00	Aug-17	Sep-22	Set-aside for bond financing of the E-SPLOST program	
			MGTADMINDC	\$8,400,000.00	\$0.00	\$0.00	\$8,400,000.00	+\$8,400,000.00	+\$8,400,000.00	+\$0.00				
60235	SPLOST V Program Contingency	To Be Determined	Ongoing	\$88,626,093.09	\$0.00	\$0.00	\$88,626,093.09	+\$88,626,093.09	+\$88,626,093.09	+\$0.00	Aug-17	Sep-22	Set-aside for unforeseen conditions	
			PRGCONTIN	\$88,626,093.09	\$0.00	\$0.00	\$88,626,093.09	+\$88,626,093.09	+\$88,626,093.09	+\$0.00				
60335	DCSD Salary	To Be Determined	Ongoing	\$5,000,000.00	\$8,609,944.29	\$8,609,944.29	\$8,609,944.29	-\$3,609,944.29	-\$3,609,944.29	-\$3,609,944.29	Aug-17	Sep-22	Salary for District employees in support of the E-SPLOST program	
			MGTADMINDC	\$5,000,000.00	\$6,260,527.32	\$6,260,527.32	\$6,260,527.32	-\$1,260,527.32	-\$1,260,527.32	-\$1,260,527.32				
			TRS	\$0.00	\$1,271,497.70	\$1,271,497.70	\$1,271,497.70	-\$1,271,497.70	-\$1,271,497.70	-\$1,271,497.70				
			HEALTHINSU	\$0.00	\$847,821.91	\$847,821.91	\$847,821.91	-\$847,821.91	-\$847,821.91	-\$847,821.91				
			OTHERBENIF	\$0.00	\$230,097.36	\$230,097.36	\$230,097.36	-\$230,097.36	-\$230,097.36	-\$230,097.36				
60435	General Services - SPLOST V	To Be Determined	Ongoing	\$1,000,183.96	\$402,476.31	\$402,476.31	\$1,000,183.96	+\$597,707.65	+\$597,707.65	+\$0.00	Aug-17	Sep-22	Miscellaneous expenses in support of the E-SPLOST program	
			MGTADMINDC	\$1,000,183.96	\$402,476.31	\$402,476.31	\$1,000,183.96	+\$597,707.65	+\$597,707.65	+\$0.00				
60535	Program Consultants - SPLOST V	To Be Determined	Ongoing	\$15,000,000.00	\$12,442,817.89	\$12,442,817.89	\$15,000,000.00	+\$2,557,182.11	+\$2,557,182.11	+\$0.00	Aug-17	Sep-22	Management of the E-SPLOST program by third party management as well as other consultants, as required.	
			MGTADMINDC	\$0.00	\$0.00	\$0.00	\$0.00	+\$0.00	+\$0.00	+\$0.00				
			MGTADMIN	\$15,000,000.00	\$12,442,817.89	\$12,442,817.89	\$15,000,000.00	+\$2,557,182.11	+\$2,557,182.11	+\$0.00				
60635	Revenue Reserve	To Be Determined	Ongoing	\$0.00	\$0.00	\$0.00	\$0.00	+\$0.00	+\$0.00	+\$0.00	Aug-17	Sep-22	Reserve fund to protect against revenue into E-SPLOST V being less than expected.	
			RESERVEFD	\$0.00	\$0.00	\$0.00	\$0.00	+\$0.00	+\$0.00	+\$0.00				
Overall - Total			Overall - Total	\$630,300,000.00	\$326,489,762.72	\$270,729,786.52	\$633,900,734.99	+\$303,810,237.28	+\$359,570,213.48	-\$3,600,734.99				

Appendix C: SPLOST V Funding – Planned vs. Actual

PERIOD	MONTH ENDING	SALES TAX					BOND				GA DOE REIMBURSEMENT				Interest Earned	TOTAL FUNDING			
		Planned		Actually Received		Ratio (Total)	Planned		Actual		Projected		Actual			Planned		Actual	
		Month	Cumulative	Month	Cumulative	Planned/Actual	Month	Cumulative	Month	Cumulative	Month	Cumulative	Month	Cumulative		Month	Cumulative	Month	Cumulative
Y1M1	17-Jul	\$0	\$0	\$0	\$0	100%	\$140,000,000	\$140,000,000	\$140,000,000	\$140,000,000	\$0	\$0	\$0	\$0	\$0	\$140,000,000	\$140,000,000	\$140,000,000	\$140,000,000
Y1M2	17-Aug	\$8,344,728	\$8,344,728	\$9,286,732	\$9,286,732	111%	\$0	\$140,000,000	\$0	\$140,000,000	\$0	\$0	\$0	\$0	\$0	\$8,344,728	\$148,344,728	\$9,286,732	\$149,286,732
Y1M3	17-Sep	\$8,497,823	\$16,842,551	\$8,690,749	\$17,977,482	107%	\$0	\$140,000,000	\$0	\$140,000,000	\$0	\$0	\$0	\$0	\$0	\$8,497,823	\$156,842,551	\$8,690,749	\$157,977,482
Y1M4	17-Oct	\$8,617,593	\$25,460,143	\$8,902,656	\$26,880,137	106%	\$0	\$140,000,000	\$0	\$140,000,000	\$0	\$0	\$0	\$0	\$0	\$8,617,593	\$165,460,143	\$8,902,656	\$166,880,137
Y1M5	17-Nov	\$8,534,594	\$33,994,737	\$8,296,360	\$35,176,497	103%	\$0	\$140,000,000	\$0	\$140,000,000	\$0	\$0	\$0	\$0	\$0	\$8,534,594	\$173,994,737	\$8,296,360	\$175,176,497
Y1M6	17-Dec	\$8,073,933	\$42,068,670	\$8,957,729	\$44,134,227	105%	\$0	\$140,000,000	\$0	\$140,000,000	\$0	\$0	\$0	\$0	\$0	\$8,073,933	\$182,068,670	\$8,957,729	\$184,134,227
Y1M7	18-Jan	\$8,292,528	\$50,361,198	\$10,843,299	\$54,977,525	109%	\$0	\$140,000,000	\$0	\$140,000,000	\$0	\$0	\$0	\$0	\$0	\$8,292,528	\$190,361,198	\$10,843,299	\$194,977,525
Y1M8	18-Feb	\$9,863,818	\$60,225,016	\$8,864,257	\$63,841,782	106%	\$0	\$140,000,000	\$0	\$140,000,000	\$0	\$0	\$0	\$0	\$0	\$9,863,818	\$200,225,016	\$8,864,257	\$203,841,782
Y1M9	18-Mar	\$7,988,093	\$68,213,108	\$7,659,738	\$71,501,521	105%	\$0	\$140,000,000	\$0	\$140,000,000	\$0	\$0	\$0	\$0	\$0	\$7,988,093	\$208,213,108	\$7,659,738	\$211,501,521
Y1M10	18-Apr	\$8,256,796	\$76,469,905	\$9,775,864	\$81,277,384	106%	\$0	\$140,000,000	\$0	\$140,000,000	\$0	\$0	\$0	\$0	\$0	\$8,256,796	\$216,469,905	\$9,775,864	\$221,277,384
Y1M11	18-May	\$8,720,936	\$85,190,841	\$8,877,449	\$90,154,833	106%	\$0	\$140,000,000	\$0	\$140,000,000	\$0	\$0	\$0	\$0	\$0	\$8,720,936	\$225,190,841	\$8,877,449	\$230,154,833
Y1M12	18-Jun	\$8,281,051	\$93,471,892	\$9,092,013	\$99,246,846	106%	\$0	\$140,000,000	\$0	\$140,000,000	\$0	\$0	\$0	\$0	\$0	\$8,281,051	\$233,471,892	\$9,092,013	\$239,246,846
Y2M1	18-Jul	\$8,629,365	\$102,101,256	\$9,219,483	\$108,466,329	106%	\$0	\$140,000,000	\$0	\$140,000,000	\$0	\$0	\$0	\$0	\$0	\$8,629,365	\$242,101,256	\$9,219,483	\$248,466,329
Y2M2	18-Aug	\$8,538,221	\$110,639,477	\$9,295,082	\$117,761,411	106%	\$0	\$140,000,000	\$0	\$140,000,000	\$0	\$0	\$0	\$0	\$0	\$8,538,221	\$250,639,477	\$9,295,082	\$257,761,411
Y2M3	18-Sep	\$8,694,865	\$119,334,342	\$9,163,810	\$126,925,221	106%	\$0	\$140,000,000	\$0	\$140,000,000	\$0	\$0	\$0	\$0	\$0	\$8,694,865	\$259,334,342	\$9,163,810	\$266,925,221
Y2M4	18-Oct	\$8,817,412	\$128,151,754	\$8,531,481	\$135,456,701	106%	\$0	\$140,000,000	\$0	\$140,000,000	\$0	\$0	\$0	\$0	\$0	\$8,817,412	\$268,151,754	\$8,531,481	\$275,456,701
Y2M5	18-Nov	\$8,728,864	\$136,880,618	\$9,966,890	\$145,423,591	106%	\$0	\$140,000,000	\$0	\$140,000,000	\$0	\$0	\$0	\$0	\$0	\$8,728,864	\$276,880,618	\$9,966,890	\$285,423,591
Y2M6	18-Dec	\$8,257,718	\$145,138,337	\$9,310,826	\$154,734,418	107%	\$0	\$140,000,000	\$0	\$140,000,000	\$0	\$0	\$0	\$0	\$0	\$8,257,718	\$285,138,337	\$9,310,826	\$294,734,418
Y2M7	19-Jan	\$8,481,289	\$153,619,626	\$11,226,197	\$165,960,615	108%	\$0	\$140,000,000	\$0	\$140,000,000	\$0	\$0	\$0	\$0	\$0	\$8,481,289	\$293,619,626	\$11,226,197	\$305,960,615
Y2M8	19-Feb	\$10,053,366	\$163,672,992	\$9,086,878	\$175,047,493	107%	\$0	\$140,000,000	\$0	\$140,000,000	\$0	\$0	\$0	\$0	\$0	\$10,053,366	\$303,672,992	\$9,086,878	\$315,047,493
Y2M9	19-Mar	\$8,141,597	\$171,814,588	\$8,860,235	\$183,907,728	107%	\$0	\$140,000,000	\$0	\$140,000,000	\$0	\$0	\$0	\$0	\$0	\$8,141,597	\$311,814,588	\$8,860,235	\$323,907,728
Y2M10	19-Apr	\$8,415,464	\$180,230,052	\$9,889,118	\$193,796,846	108%	\$0	\$140,000,000	\$0	\$140,000,000	\$0	\$0	\$0	\$0	\$0	\$8,415,464	\$320,230,052	\$9,889,118	\$333,796,846
Y2M11	19-May	\$8,885,434	\$189,115,486	\$9,721,459	\$203,518,304	108%	\$0	\$140,000,000	\$0	\$140,000,000	\$0	\$0	\$0	\$0	\$0	\$8,885,434	\$329,115,486	\$9,721,459	\$343,518,304
Y2M12	19-Jun	\$8,437,252	\$197,552,738	\$9,668,160	\$213,186,464	108%	\$0	\$140,000,000	\$0	\$140,000,000	\$0	\$0	\$0	\$0	\$0	\$8,437,252	\$337,552,738	\$9,668,160	\$353,186,464
Y3M1	19-Jul	\$8,792,136	\$206,344,875	\$9,571,127	\$222,757,591	108%	\$0	\$140,000,000	\$0	\$140,000,000	\$500,000	\$500,000	\$0	\$0	\$0	\$9,292,136	\$346,844,875	\$9,571,127	\$362,757,591
Y3M2	19-Aug	\$8,696,510	\$215,041,385	\$9,924,711	\$232,682,303	108%	\$0	\$140,000,000	\$0	\$140,000,000	\$600,000	\$1,100,000	\$0	\$0	\$0	\$9,296,510	\$356,141,385	\$9,924,711	\$372,682,303
Y3M3	19-Sep	\$8,856,059	\$223,897,443	\$9,822,312	\$242,504,614	108%	\$0	\$140,000,000	\$0	\$140,000,000	\$700,000	\$1,800,000	\$0	\$0	\$0	\$9,556,059	\$365,697,443	\$9,822,312	\$382,504,614
Y3M4	19-Oct	\$8,980,878	\$232,878,321	\$9,994,686	\$252,499,300	108%	\$0	\$140,000,000	\$0	\$140,000,000	\$800,000	\$2,600,000	\$0	\$0	\$0	\$9,780,878	\$375,478,321	\$9,994,686	\$392,499,300
Y3M5	19-Nov	\$8,888,015	\$241,766,335	\$9,993,355	\$262,492,655	109%	\$0	\$140,000,000	\$0	\$140,000,000	\$900,000	\$3,500,000	\$0	\$0	\$0	\$9,788,015	\$385,266,335	\$9,993,355	\$402,492,655
Y3M6	19-Dec	\$8,408,278	\$250,174,614	\$9,688,567	\$272,181,222	109%	\$0	\$140,000,000	\$0	\$140,000,000	\$900,000	\$4,400,000	\$0	\$0	\$0	\$9,308,278	\$394,574,614	\$9,688,567	\$412,181,222

PERIOD	MONTH ENDING	SALES TAX					BOND				GA DOE REIMBURSEMENT				Interest Earned	TOTAL FUNDING			
		Planned		Actually Received		Ratio (Total)	Planned		Actual		Projected		Actual			Planned		Actual	
		Month	Cumulative	Month	Cumulative	Planned/Actual	Month	Cumulative	Month	Cumulative	Month	Cumulative	Month	Cumulative		Month	Cumulative	Month	Cumulative
Y3M7	20-Jan	\$8,635,925	\$258,810,539	\$11,583,250	\$283,764,471	110%	\$0	\$140,000,000	\$0	\$140,000,000	\$900,000	\$5,300,000	\$0	\$0	\$0	\$9,535,925	\$404,110,539	\$11,583,250	\$423,764,471
Y3M8	20-Feb	\$10,229,582	\$269,040,121	\$8,999,252	\$292,763,724	109%	\$0	\$140,000,000	\$0	\$140,000,000	\$900,000	\$6,200,000	\$0	\$0	\$0	\$11,129,582	\$415,240,121	\$8,999,252	\$432,763,724
Y3M9	20-Mar	\$8,284,303	\$277,324,423	\$8,697,841	\$301,461,565	109%	\$0	\$140,000,000	\$0	\$140,000,000	\$900,000	\$7,100,000	\$0	\$0	\$0	\$9,184,303	\$424,424,423	\$8,697,841	\$441,461,565
Y3M10	20-Apr	\$8,562,970	\$285,887,393	\$8,886,452	\$310,348,016	109%	\$0	\$140,000,000	\$0	\$140,000,000	\$900,000	\$8,000,000	\$0	\$0	\$0	\$9,462,970	\$433,887,393	\$8,886,452	\$450,348,016
Y3M11	20-May	\$9,038,868	\$294,926,262	\$8,098,476	\$318,446,493	108%	\$0	\$140,000,000	\$0	\$140,000,000	\$900,000	\$8,900,000	\$0	\$0	\$0	\$9,938,868	\$443,826,262	\$8,098,476	\$458,446,493
Y3M12	20-Jun	\$8,582,947	\$303,509,209	\$9,309,583	\$327,756,075	108%	\$0	\$140,000,000	\$0	\$140,000,000	\$900,000	\$9,800,000	\$0	\$0	\$0	\$9,482,947	\$453,309,209	\$9,309,583	\$467,756,075
Y4M1	20-Jul	\$8,943,959	\$312,453,168	\$10,115,968	\$337,872,044	108%	\$0	\$140,000,000	\$0	\$140,000,000	\$900,000	\$10,700,000	\$0	\$0	\$0	\$9,843,959	\$463,153,168	\$10,115,968	\$477,872,044
Y4M2	20-Aug	\$8,844,622	\$321,297,790	\$9,746,323	\$347,618,366	108%	\$0	\$140,000,000	\$0	\$140,000,000	\$900,000	\$11,600,000	\$0	\$0	\$0	\$9,744,622	\$472,897,790	\$9,746,323	\$487,618,366
Y4M3	20-Sep	\$9,006,887	\$330,304,677	\$12,906,161	\$360,524,527	109%	\$0	\$140,000,000	\$0	\$140,000,000	\$900,000	\$12,500,000	\$0	\$0	\$0	\$9,906,887	\$482,804,677	\$12,906,161	\$500,524,527
Y4M4	20-Oct	\$9,133,833	\$339,438,510	\$10,096,883	\$370,621,410	109%	\$0	\$140,000,000	\$0	\$140,000,000	\$900,000	\$13,400,000	\$0	\$0	\$0	\$10,033,833	\$492,838,510	\$10,096,883	\$510,621,410
Y4M5	20-Nov	\$9,037,384	\$348,475,894	\$10,295,193	\$380,916,603	109%	\$0	\$140,000,000	\$0	\$140,000,000	\$900,000	\$14,300,000	\$0	\$0	\$0	\$9,937,384	\$502,775,894	\$10,295,193	\$520,916,603
Y4M6	20-Dec	\$8,549,585	\$357,025,480	\$10,393,320	\$391,309,922	110%	\$0	\$140,000,000	\$0	\$140,000,000	\$900,000	\$15,200,000	\$0	\$0	\$0	\$9,449,585	\$512,225,480	\$10,393,320	\$531,309,922
Y4M7	21-Jan	\$8,781,058	\$365,806,537	\$12,416,030	\$403,725,952	110%	\$0	\$140,000,000	\$0	\$140,000,000	\$900,000	\$16,100,000	\$0	\$0	\$0	\$9,681,058	\$521,906,537	\$12,416,030	\$543,725,952
Y4M8	21-Feb	\$10,402,123	\$376,208,661	\$9,994,284	\$413,720,236	110%	\$0	\$140,000,000	\$0	\$140,000,000	\$900,000	\$17,000,000	\$0	\$0	\$0	\$11,302,123	\$533,208,661	\$9,994,284	\$553,720,236
Y4M9	21-Mar	\$8,424,033	\$384,632,693	\$9,932,280	\$423,652,517	110%	\$0	\$140,000,000	\$0	\$140,000,000	\$900,000	\$17,900,000	\$0	\$0	\$0	\$9,324,033	\$542,532,693	\$9,932,280	\$563,652,517
Y4M10	21-Apr	\$8,707,400	\$393,340,094	\$11,341,063	\$434,993,579	111%	\$0	\$140,000,000	\$0	\$140,000,000	\$900,000	\$18,800,000	\$0	\$0	\$0	\$9,607,400	\$552,140,094	\$11,341,063	\$574,993,579
Y4M11	21-May	\$9,189,521	\$402,529,615	\$11,532,130	\$446,525,709	111%	\$0	\$140,000,000	\$0	\$140,000,000	\$900,000	\$19,700,000	\$0	\$0	\$0	\$10,089,521	\$562,229,615	\$11,532,130	\$586,525,709
Y4M12	21-Jun	\$8,726,001	\$411,255,617	\$11,606,342	\$458,132,051	111%	\$0	\$140,000,000	\$0	\$140,000,000	\$900,000	\$20,600,000	\$0	\$0	\$0	\$9,626,001	\$571,855,617	\$11,606,342	\$598,132,051
Y5M1	21-Jul	\$9,093,030	\$420,348,647	\$12,067,129	\$470,199,181	112%	\$0	\$140,000,000	\$0	\$140,000,000	\$900,000	\$21,500,000	\$0	\$0	\$0	\$9,993,030	\$581,848,647	\$12,067,129	\$610,199,181
Y5M2	21-Aug	\$8,990,444	\$429,339,090	\$12,088,491	\$482,287,672	112%	\$0	\$140,000,000	\$0	\$140,000,000	\$900,000	\$22,400,000	\$0	\$0	\$0	\$9,890,444	\$591,739,090	\$12,088,491	\$622,287,672
Y5M3	21-Sep	\$9,155,385	\$438,494,475	\$11,604,628	\$493,892,300	113%	\$0	\$140,000,000	\$0	\$140,000,000	\$900,000	\$23,300,000	\$0	\$0	\$0	\$10,055,385	\$601,794,475	\$11,604,628	\$633,892,300
Y5M4	21-Oct	\$9,284,423	\$447,778,898	\$11,899,130	\$505,791,430	113%	\$0	\$140,000,000	\$0	\$140,000,000	\$900,000	\$24,200,000	\$0	\$0	\$0	\$10,184,423	\$611,978,898	\$11,899,130	\$645,791,430
Y5M5	21-Nov	\$9,184,811	\$456,963,710	\$11,611,828	\$517,403,258	113%	\$0	\$140,000,000	\$0	\$140,000,000	\$900,000	\$25,100,000	\$0	\$0	\$0	\$10,084,811	\$622,063,710	\$11,611,828	\$657,403,258
Y5M6	21-Dec	\$8,689,056	\$465,652,765	\$12,271,108	\$529,674,366	114%	\$0	\$140,000,000	\$0	\$140,000,000	\$900,000	\$26,000,000	\$0	\$0	\$0	\$9,589,056	\$631,652,765	\$12,271,108	\$669,674,366
Y5M7	22-Jan	\$8,924,304	\$474,577,069	\$13,807,323	\$543,481,689	115%	\$0	\$140,000,000	\$0	\$140,000,000	\$900,000	\$26,900,000	\$0	\$0	\$0	\$9,824,304	\$641,477,069	\$13,807,323	\$683,481,689



PERIOD	MONTH ENDING	SALES TAX					BOND				GA DOE REIMBURSEMENT				Interest Earned	TOTAL FUNDING			
		Planned		Actually Received		Ratio (Total)	Planned		Actual		Projected		Actual			Planned		Actual	
		Month	Cumulative	Month	Cumulative	Planned/Actual	Month	Cumulative	Month	Cumulative	Month	Cumulative	Month	Cumulative		Month	Cumulative	Month	Cumulative
Y5M8	22-Feb	\$10,570,906	\$485,147,975	\$11,686,175	\$555,167,865	114%	\$0	\$140,000,000	\$0	\$140,000,000	\$800,000	\$27,700,000	\$0	\$0	\$0	\$11,370,906	\$652,847,975	\$11,686,175	\$695,167,865
Y5M9	22-Mar	\$8,560,720	\$493,708,695	\$11,262,356	\$566,430,221	115%	\$0	\$140,000,000	\$0	\$140,000,000	\$700,000	\$28,400,000	\$0	\$0	\$0	\$9,260,720	\$662,108,695	\$11,262,356	\$706,430,221
Y5M10	22-Apr	\$78,148,685	\$571,857,381	\$82,038,470	\$648,468,691	113%	\$0	\$140,000,000	\$0	\$140,000,000	\$600,000	\$29,000,000	\$0	\$0	\$0	\$78,748,685	\$740,857,381	\$82,038,470	\$788,468,691
Y5M11	22-May	\$9,337,210	\$581,194,590	\$12,210,170	\$660,678,861	114%	\$0	\$140,000,000	\$0	\$140,000,000	\$500,000	\$29,500,000	\$0	\$0	\$0	\$9,837,210	\$750,694,590	\$12,210,170	\$800,678,861

Appendix D: E-SPLOST V Funding, Commitments, and Expenditures

PERIOD	MONTH ENDING	COMBINED FUNDING					COMMITMENTS				EXPENDITURES	
		Planned		Actually Received		Ratio (Total)	Current Planned		Actual Commitments		Actual	
		Month	Cumulative	Month	Cumulative	Planned/Actual	Month	Cumulative	Month	Cumulative	Month	Cumulative
Y1M1	17-Jul	\$140,000,000.00	\$140,000,000.00	\$140,000,000.00	\$140,000,000.00	n/a	\$74,104,610	\$74,104,610	\$1,692,660	\$5,054,334	\$5,054,334	\$5,054,334
Y1M2	17-Aug	\$8,344,727.97	\$148,344,727.97	\$9,286,732.29	\$149,286,732.29	101%	\$16,196,940	\$90,301,550	\$22,051,615	\$27,105,949	\$1,693,844	\$6,748,178
Y1M3	17-Sep	\$8,497,822.80	\$156,842,550.77	\$8,690,749.40	\$157,977,481.69	101%	\$1,461,500	\$91,763,050	\$9,412,599	\$36,518,548	\$9,086,730	\$15,834,908
Y1M4	17-Oct	\$8,617,592.69	\$165,460,143.46	\$8,902,655.77	\$166,880,137.46	101%	\$3,393,633	\$95,156,683	\$2,012,120	\$38,530,668	\$207,182	\$16,042,090
Y1M5	17-Nov	\$8,534,593.63	\$173,994,737.09	\$8,296,359.74	\$175,176,497.20	101%	\$4,391,350	\$99,548,033	\$886,884	\$39,417,552	\$294,540	\$16,336,630
Y1M6	17-Dec	\$8,073,933.08	\$182,068,670.17	\$8,957,729.40	\$184,134,226.60	101%	\$1,008,400	\$100,556,433	\$469,634	\$39,887,186	\$1,011,587	\$17,348,217
Y1M7	18-Jan	\$8,292,527.99	\$190,361,198.16	\$10,843,298.87	\$194,977,525.47	102%	\$5,495,450	\$106,051,883	\$2,293,233	\$42,180,419	\$2,540,206	\$19,888,423
Y1M8	18-Feb	\$9,863,817.63	\$200,225,015.79	\$8,864,256.94	\$203,841,782.41	102%	\$331,150	\$106,383,033	\$8,717,155	\$50,897,574	\$767,401	\$20,655,824
Y1M9	18-Mar	\$7,988,092.65	\$208,213,108.44	\$7,659,738.18	\$211,501,520.59	102%	\$5,266,500	\$111,649,533	\$8,077,724	\$58,975,298	\$3,990,801	\$24,646,625
Y1M10	18-Apr	\$8,256,796.50	\$216,469,904.94	\$9,775,863.85	\$221,277,384.44	102%	\$1,238,300	\$112,887,833	\$10,796,274	\$69,771,572	\$11,803,985	\$36,450,610
Y1M11	18-May	\$8,720,935.63	\$225,190,840.57	\$8,877,449.01	\$230,154,833.45	102%	\$0	\$112,887,833	\$22,926,199	\$92,697,771	\$24,913,810	\$61,364,420
Y1M12	18-Jun	\$8,281,051.14	\$233,471,891.71	\$9,092,012.54	\$239,246,845.99	102%	\$1,262,800	\$114,150,633	\$15,381,946	\$108,079,717	\$12,707,520	\$74,071,940
Y2M1	18-Jul	\$8,629,364.73	\$242,101,256.43	\$9,219,482.89	\$248,466,328.88	103%	\$23,655,000	\$137,805,633	\$244,336	\$108,324,053	\$1,508,412	\$75,580,352
Y2M2	18-Aug	\$8,538,220.69	\$250,639,477.12	\$9,295,082.19	\$257,761,411.07	103%	\$81,968,000	\$219,773,633	\$7,261,779	\$115,585,832	\$1,978,605	\$77,558,957
Y2M3	18-Sep	\$8,694,864.81	\$259,334,341.93	\$9,163,809.55	\$266,925,220.62	103%	\$4,122,030	\$223,895,663	\$7,300,539	\$122,886,371	\$6,537,567	\$84,096,524
Y2M4	18-Oct	\$8,817,412.44	\$268,151,754.37	\$8,531,480.50	\$275,456,701.12	103%	\$3,333,333	\$227,228,997	\$48,834	\$122,935,205	\$2,091,087	\$86,187,611
Y2M5	18-Nov	\$8,728,864.08	\$276,880,618.45	\$9,966,890.20	\$285,423,591.32	103%	\$29,625,900	\$256,854,897	\$4,118,107	\$127,053,312	\$6,997,944	\$93,185,555
Y2M6	18-Dec	\$8,257,718.29	\$285,138,336.74	\$9,310,826.28	\$294,734,417.60	103%	\$20,008,000	\$276,862,897	\$63,860	\$127,117,172	\$3,730,309	\$96,915,864
Y2M7	19-Jan	\$8,481,288.92	\$293,619,625.66	\$11,226,197.35	\$305,960,614.95	104%	\$11,976,705	\$288,839,602	\$14,500,844	\$141,618,016	\$2,056,088	\$98,971,952
Y2M8	19-Feb	\$10,053,366.01	\$303,672,991.67	\$9,086,877.68	\$315,047,492.63	104%	\$110,330	\$288,949,932	\$1,355,914	\$142,973,930	\$1,183,836	\$100,155,788
Y2M9	19-Mar	\$8,141,596.67	\$311,814,588.34	\$8,860,234.97	\$323,907,727.60	104%	\$7,644,800	\$296,594,732	\$0	\$142,973,930	\$1,444,732	\$101,600,520
Y2M10	19-Apr	\$8,415,463.60	\$320,230,051.95	\$9,889,118.01	\$333,796,845.61	104%	\$0	\$296,594,732	\$292,600	\$143,266,530	\$2,080,658	\$103,681,178
Y2M11	19-May	\$8,885,433.96	\$329,115,485.91	\$9,721,458.62	\$343,518,304.23	104%	\$4,824,000	\$301,418,732	\$616,117	\$143,882,647	\$2,528,151	\$106,209,329
Y2M12	19-Jun	\$8,437,252.48	\$337,552,738.39	\$9,668,159.82	\$353,186,464.05	105%	\$827,475	\$302,246,207	\$54,783	\$143,937,430	\$1,128,095	\$107,337,424
Y3M1	19-Jul	\$9,292,136.14	\$346,844,874.53	\$9,571,127.08	\$362,757,591.13	105%	\$1,324,100	\$303,570,307	\$6,433,352	\$150,370,782	\$4,977,423	\$112,314,847
Y3M2	19-Aug	\$9,296,510.00	\$356,141,384.53	\$9,924,711.49	\$372,682,302.62	105%	\$21,514,000	\$325,084,307	\$2,349,834	\$152,720,616	\$3,331,803	\$115,646,650
Y3M3	19-Sep	\$9,556,058.66	\$365,697,443.19	\$9,822,311.69	\$382,504,614.31	105%	\$41,625,370	\$366,709,677	\$84,988	\$152,805,604	\$3,505,249	\$119,151,899
Y3M4	19-Oct	\$9,780,877.62	\$375,478,320.81	\$9,994,685.90	\$392,499,300.21	105%	\$17,954,933	\$384,664,610	\$12,008,698	\$164,814,302	\$3,202,609	\$122,354,508
Y3M5	19-Nov	\$9,788,014.62	\$385,266,335.43	\$9,993,354.58	\$402,492,654.79	104%	\$5,369,320	\$390,033,930	\$1,351,726	\$166,166,028	\$3,733,109	\$126,087,617
Y3M6	19-Dec	\$9,308,278.42	\$394,574,613.85	\$9,688,567.00	\$412,181,221.79	104%	\$4,575,100	\$394,609,030	\$157,376	\$166,323,403	\$2,782,374	\$128,869,991

PERIOD	MONTH ENDING	COMBINED FUNDING					COMMITMENTS				EXPENDITURES	
		Planned		Actually Received		Ratio (Total)	Current Planned		Actual Commitments		Actual	
		Month	Cumulative	Month	Cumulative	Planned/Actual	Month	Cumulative	Month	Cumulative	Month	Cumulative
Y3M7	20-Jan	\$9,535,925.07	\$404,110,538.92	\$11,583,249.62	\$423,764,471.41	105%	\$12,077,030	\$406,686,060	\$7,378	\$166,330,781	\$2,677,265	\$131,547,256
Y3M8	20-Feb	\$11,129,581.59	\$415,240,120.51	\$8,999,252.48	\$432,763,723.89	104%	\$2,183,390	\$408,869,450	\$0	\$166,330,781	\$1,434,894	\$132,982,149
Y3M9	20-Mar	\$9,184,302.59	\$424,424,423.10	\$8,697,840.88	\$441,461,564.77	104%	\$2,023,390	\$410,892,840	\$8,877,000	\$175,207,781	\$3,275,983	\$136,258,133
Y3M10	20-Apr	\$9,462,970.25	\$433,887,393.36	\$8,886,451.56	\$450,348,016.33	104%	\$32,100	\$410,924,940	\$19,905,265	\$195,113,046	\$1,586,305	\$137,844,438
Y3M11	20-May	\$9,938,868.17	\$443,826,261.52	\$8,098,476.27	\$458,446,492.60	103%	\$654,400	\$411,579,340	\$2,888,152	\$198,001,198	\$2,397,485	\$141,398,667
Y3M12	20-Jun	\$9,482,947.37	\$453,309,208.89	\$9,309,582.70	\$467,756,075.30	103%	\$11,047,660	\$422,627,000	\$662,863	\$198,876,211	\$2,501,915	\$143,900,582
Y4M1	20-Jul	\$9,843,959.20	\$463,153,168.09	\$10,115,968.29	\$477,872,043.59	103%	\$22,971,135	\$445,598,135	\$1,124,171	\$200,000,382	\$525	\$143,901,107
Y4M2	20-Aug	\$9,744,621.58	\$472,897,789.67	\$9,746,322.73	\$487,618,366.32	103%	\$8,354,250	\$453,952,385	\$1,363,407	\$201,363,789	\$7,108,499	\$151,009,606
Y4M3	20-Sep	\$9,906,887.46	\$482,804,677.13	\$12,906,160.93	\$500,524,527.25	104%	\$43,453,775	\$497,406,160	\$74,844	\$201,438,633	\$2,808,478	\$153,818,084
Y4M4	20-Oct	\$10,033,832.81	\$492,838,509.95	\$10,096,882.84	\$510,621,410.09	104%	\$1,149,085	\$498,555,245	\$58,659	\$201,497,292	\$2,108,282	\$155,926,365
Y4M5	20-Nov	\$9,937,384.29	\$502,775,894.24	\$10,295,192.63	\$520,916,602.72	104%	\$5,651,725	\$504,206,970	\$795,300	\$202,292,592	\$3,769,729	\$159,696,094
Y4M6	20-Dec	\$9,449,585.30	\$512,225,479.54	\$10,393,319.71	\$531,309,922.43	104%	\$45,100	\$504,252,070	\$561,600	\$202,854,192	\$2,165,406	\$161,861,500
Y4M7	21-Jan	\$9,681,057.87	\$521,906,537.41	\$12,416,029.80	\$543,725,952.23	104%	\$17,370,995	\$521,623,065	\$72,200	\$202,926,392	\$1,905,148	\$163,766,649
Y4M8	21-Feb	\$11,302,123.26	\$533,208,660.67	\$9,994,284.14	\$553,720,236.37	104%	\$5,002,470	\$526,625,535	\$0	\$202,926,392	\$1,132,110	\$164,898,758
Y4M9	21-Mar	\$9,324,032.80	\$542,532,693.47	\$9,932,280.34	\$563,652,516.71	104%	\$1,270,630	\$527,896,165	\$88,768	\$203,015,160	\$2,489,557	\$167,388,315
Y4M10	21-Apr	\$9,607,400.44	\$552,140,093.91	\$11,341,062.77	\$574,993,579.48	104%	\$346,800	\$528,242,965	\$7,411,331	\$210,426,491	\$1,091,049	\$168,479,364
Y4M11	21-May	\$10,089,521.10	\$562,229,615.01	\$11,532,129.64	\$586,525,709.12	104%	\$1,673,380	\$529,916,345	\$0	\$210,426,491	\$1,305,174	\$169,784,539
Y4M12	21-Jun	\$9,626,001.50	\$571,855,616.50	\$11,606,342.22	\$598,132,051.34	105%	\$20,325,675	\$550,242,020	\$1,742,255	\$212,168,746	\$5,362,687	\$175,147,225
Y5M1	21-Jul	\$9,993,030.15	\$581,848,646.66	\$12,067,129.38	\$610,199,180.72	105%	\$18,067,680	\$568,309,700	\$0	\$212,168,746	\$2,146,044	\$177,293,269
Y5M2	21-Aug	\$9,890,443.73	\$591,739,090.38	\$12,088,491.48	\$622,287,672.20	105%	\$7,520,925	\$575,830,625	\$8,752,716	\$220,921,462	\$8,779,917	\$186,073,186
Y5M3	21-Sep	\$10,055,384.84	\$601,794,475.22	\$11,604,627.88	\$633,892,300.08	105%	\$51,674,625	\$627,505,250	\$965,901	\$221,887,363	\$1,362,305	\$187,435,492
Y5M4	21-Oct	\$10,184,422.99	\$611,978,898.21	\$11,899,129.87	\$645,791,429.95	106%	\$8,001,965	\$635,507,215	\$32,485,584	\$254,372,947	\$41,498,858	\$228,934,349
Y5M5	21-Nov	\$10,084,811.40	\$622,063,709.61	\$11,611,828.01	\$657,403,257.96	106%	\$20,629,675	\$656,136,890	\$11,670,082	\$266,043,029	\$6,756,615	\$235,690,965
Y5M6	21-Dec	\$9,589,055.68	\$631,652,765.29	\$12,271,107.77	\$669,674,365.73	106%	\$243,900	\$656,380,790	\$4,050,737	\$270,093,766	\$5,137,689	\$240,828,654
Y5M7	22-Jan	\$9,824,303.78	\$641,477,069.08	\$13,807,323.37	\$683,481,689.10	107%	\$4,568,600	\$660,949,390	\$9,466,385	\$279,560,150	\$5,353,374	\$246,182,028
Y5M8	22-Feb	\$11,370,906.19	\$652,847,975.27	\$11,686,175.43	\$695,167,864.53	106%	\$755,100	\$661,704,490	\$3,175,290	\$282,735,440	\$9,689,761	\$255,871,789
Y5M9	22-Mar	\$9,260,720.13	\$662,108,695.40	\$11,262,356.40	\$706,430,220.93	107%	\$1,952,570	\$663,657,060	\$31,023,787	\$313,759,227	\$2,171,151	\$258,042,940
Y5M10	22-Apr	\$78,748,685.23	\$740,857,380.63	\$82,038,469.66	\$788,468,690.59	106%	\$5,196,450	\$668,853,510	\$5,231,695	\$318,990,922	\$3,420,267	\$261,463,207
Y5M11	22-May	\$9,837,209.81	\$750,694,590.43	\$12,210,170.01	\$800,678,860.60	107%	\$1,823,250	\$670,676,760	\$7,498,840	\$326,489,763	\$9,266,580	\$270,729,787

Period Ending May-22	PROJECT COUNT	MUNIS PROJECT No.	PROLIANCE PROJECT No.	PROJECT NAME	CURRENT BUDGET	CURRENT COMMITMENTS TO DATE	EXPENDITURES TO DATE	EXPENDITURES % OF BUDGET
Region 0 District Wide	43				\$291,434,713	\$121,428,189	\$122,048,810	42%
		10135	101-423	Sprinkler Installation A	\$8,676,915	\$220	\$220	0%
		10235	102-423	Sprinkler Installation B	\$9,671,848	\$220	\$220	0%
		10335	103-423	Sprinkler Installation C	\$10,090,355	\$0	\$0	0%
		10935	109-423	Life, Safety Set-aside	\$3,530,000	\$0	\$0	0%
		11135	111-423	Fence Installation A	\$455,871	\$0	\$0	0%
		11235	112-423	Fence Installation B	\$396,115	\$260	\$260	0%
		11335	113-423	Fence Installation C	\$750,869	\$0	\$0	0%
		11435	114-423	Athletic Field Fencing for High Schools	\$1,200,000	\$65,407	\$32,653	3%
		11535	115-423	Security Vestibules A	\$391,699	\$261,520	\$221,531	57%
		11635	116-423	Security Vestibules B	\$380,128	\$26,100	\$251,785	66%
		30135	301-423	Turf Installation A	\$839,648	\$0	\$0	0%
		30235	302-423	Turf Installation B	\$730,114	\$0	\$0	0%
		30435	304-423	Baseball Field Improvements at Druid Hills MS and Redan HS	\$2,000,000	\$0	\$0	0%
		31135	311-423	Playground Replacement	\$1,311,000	\$1,311,000	\$1,255,163	96%
		32135	321-423	Plumbing Fixture Replacement	\$1,504,469	\$64,636	\$64,636	4%
		33135	331-423	Water Quality Set-Aside	\$923,000	\$0	\$0	0%
		34135	341-423	Accessibility Improvements and Plumbing Fixtures at 4 schools	\$1,593,000	\$179,155	\$154,713	10%
		34235	342-423	ADA Restroom Upgrades	\$93,072	\$56,620	\$47,035	51%
		36735	367-423	Set aside for additional contingency for Capital Renewal projects	\$2,600,000	\$0	\$0	0%
		37135	371-423	Bus Parking Pavement	\$24,138	\$24,138	\$24,138	100%
		37935	379-423	Update HVAC Controls	\$4,500,000	\$0	\$0	0%
		38135	381-423	Parking addition	\$2,433,026	\$0	\$0	0%
		38235	382-423	Set-aside for Resurfacing Existing Parking at Parking Addition Schools	\$7,500,000	\$0	\$0	0%
		40135	401-423	Technology: ERP/Finance/HR System (Bond, Initial Capital)	\$2,048,860	\$2,048,860	\$2,048,860	100%
		40235	402-423	Technology: ERP/Finance/HR System (Sales Tax and State Reimbursements)	\$15,451,140	\$15,441,622	\$15,441,622	100%
		41135	411-423	Technology: Computer Refresh A (Bond)	\$13,000,000	\$12,958,876	\$12,958,876	100%
		41235	412-423	Technology: Computer Refresh B (Sales Tax and State Reimbursements)	\$13,181,169	\$10,241,820	\$10,799,362	82%
		42135	421-423	Technology: Telecommunications Upgrade	\$5,410,431	\$5,000,208	\$5,000,208	92%
		43135	431-423	Technology: Safety and Security	\$9,580,000	\$9,080,171	\$9,080,171	95%
		44135	441-423	Technology: Active Boards A (Bonds)	\$1,821,400	\$1,821,400	\$1,821,400	100%
		44235	442-423	Technology: Active Boards B (Sales Tax and State Reimbursements)	\$6,007,000	\$5,806,076	\$5,806,076	97%
		45135	451-423	Technology Infrastructure	\$5,000,000	\$3,369,099	\$3,369,099	67%
		50135	501-423	School Bus Purchase A (Bond)	\$20,452,710	\$20,386,642	\$20,386,642	100%
		50235	502-423	School Bus Purchase B (Sales Tax and State Reimbursements)	\$4,696,290	\$3,712,343	\$3,712,343	79%
		51135	511-423	Support Vehicle Purchase	\$1,558,000	\$1,469,010	\$1,469,010	94%
		52135	521-423	Musical Instruments	\$10,000,000	\$3,063,265	\$3,063,265	31%
		53135	531-423	Portables	\$2,436,169	\$2,436,169	\$2,436,169	100%

Appendix E: E-SPLOST V Project Rollup by Region

Capital Improvement Program 2017-2022

Period Ending May 31, 2022

Period Ending May-22	PROJECT COUNT	MUNIS PROJECT No.	PROLIANCE PROJECT No.	PROJECT NAME	CURRENT BUDGET	CURRENT COMMITMENTS TO DATE	EXPENDITURES TO DATE	EXPENDITURES % OF BUDGET
		54135	541-423	Small Kitchen Equipment	\$1,170,000	\$1,148,112	\$1,148,112	98%
		60135	601-423	Bond Costs	\$8,400,000	\$0	\$0	0%
		60235	602-423	SPLOST V Program Contingency	\$88,626,093	\$0	\$0	0%
		60335	603-423	DCSD Salary	\$5,000,000	\$8,609,944	\$8,609,944	172%
		60435	604-423	General Services - SPLOST V	\$1,000,184	\$402,476	\$402,476	40%
		60535	605-423	Program Consultants - SPLOST V	\$15,000,000	\$12,442,818	\$12,442,818	83%
Region 1	27				\$143,592,255	\$114,704,627	\$75,454,893	53%
		11335	113-423.02	Cary Reynolds ES - Fence Installation C	\$58,860	\$58,860	\$58,860	100%
		11335	113-423.03	Chesnut ES - Fence Installation C	\$9,000	\$9,000	\$9,000	100%
		11335	113-423.04	Cross Keys HS - Fence Installation C	\$17,000	\$17,000	\$17,000	100%
		11335	113-423.05	Dresden ES - Fence Installation C	\$34,000	\$34,000	\$34,000	100%
		11335	113-423.07	Kingsley ES - Fence Installation C	\$2,000	\$2,000	\$2,000	100%
		11335	113-423.08	Kittredge Magnet - Fence Installation C	\$14,000	\$14,000	\$14,000	100%
		11335	113-423.10	Sequoyah MS - Fence Installation C	\$86,668	\$86,668	\$86,668	100%
		11335	113-423.11	Vanderlyn ES - Fence Installation C	\$38,000	\$38,000	\$38,000	100%
		11335	113-423.12	Woodward ES - Fence Installation C	\$23,000	\$23,000	\$23,000	100%
		11635	116-423.03	Ashford Park ES - Security Vestibules B	\$132,642	\$132,642	\$0	0%
		11635	116-423.05	Chesnut ES - Security Vestibules B	\$196,649	\$196,649	\$0	0%
		11635	116-423.09	Sequoyah MS - Security Vestibules B	\$130,560	\$130,560	\$0	0%
		11635	116-423.10	Vanderlyn ES - Security Vestibules B	\$94,404	\$94,404	\$0	0%
		20135	201-423	Cross Keys HS	\$3,080,000	\$1,354,868	\$89,295	3%
		20335	203-423	Peachtree MS	\$350,000	\$228,090	\$228,090	65%
		21235	212-423	Chamblee HS - Turf installation	\$750,000	\$1,728,369	\$401,767	54%
		21435	214-423	New Cross Keys HS	\$1,250,000	\$4,038,831	\$1,227,197	98%
		21535	215-423	Dunwoody HS - Turf & track installation	\$2,300,000	\$2,031,393	\$1,207,813	53%
		22135	221-423	John Lewis ES - New 900-Seat Prototype ES	\$31,700,000	\$31,476,780	\$30,934,811	98%
		22235	222-423	Doraville United ES	\$38,660,472	\$38,274,925	\$38,179,020	99%
		22435	224-423	New Dunwoody/Chamblee ES	\$36,550,000	\$31,953,528	\$1,349,282	4%
		35335	353-423	Kittredge Magnet at Nancy Creek - HVAC replacement, fire sprinklers	\$8,500,000	\$630,782	\$496,211	6%
		35635	356-423	Cary Reynolds ES - Roof and HVAC component replacement, security vestibule	\$5,635,000	\$237,260	\$12,040	0%
		36235	362-423	Dresden ES - Replacement Elementary School	\$3,570,000	\$159,000	\$22,000	1%
		36335	363-423	Kingsley ES - HVAC replacement, fire sprinkler installation	\$2,610,000	\$113,457	\$32,500	1%
		37035	370-423	Chesnut ES - HVAC replacement	\$6,400,000	\$293,760	\$0	0%
		37235	372-423	Ashford Park ES - Roof replacement	\$1,400,000	\$1,346,800	\$992,340	71%
Region 2	30				\$57,135,473	\$13,166,012	\$7,506,281	13%
		11235	112-423.03	Druid Hills MS - Fence Installation B	\$40,600	\$40,600	\$40,600	100%
		11235	112-423.08	Idlewood ES - Fence Installation B	\$14,800	\$14,800	\$14,800	100%
		11235	112-423.09	Laurel Ridge ES - Fence Installation B	\$11,200	\$11,200	\$11,200	100%
		11235	112-423.10	Margaret Harris Comprehensive School - Fence Installation B	\$21,400	\$21,400	\$21,400	100%



Appendix E: E-SPLOST V Project Rollup by Region

Capital Improvement Program 2017-2022

Period Ending May 31, 2022

Period Ending May-22	PROJECT COUNT	MUNIS PROJECT No.	PROLIANCE PROJECT No.	PROJECT NAME	CURRENT BUDGET	CURRENT COMMITMENTS TO DATE	EXPENDITURES TO DATE	EXPENDITURES % OF BUDGET
		11335	113-423.01	Briar Vista ES - Fence Installation C	\$34,560	\$34,560	\$34,560	100%
		11335	113-423.06	Henderson Mill ES - Fence Installation C	\$50,000	\$50,000	\$50,000	100%
		11335	113-423.09	Oak Grove ES - Fence Installation C	\$9,000	\$9,000	\$9,000	100%
		11635	116-423.04	Briarlake ES - Security Vestibules B	\$114,537	\$114,537	\$0	0%
		11635	116-423.06	Henderson MS - Security Vestibules B	\$367,651	\$367,651	\$0	0%
		11635	116-423.07	Idlewood ES - Security Vestibules B	\$130,531	\$130,531	\$0	0%
		11635	116-423.08	Oak Grove ES - Security Vestibules B	\$154,544	\$154,544	\$0	0%
		12135	121-423	Druid Hills HS - Security Vestibule, Fire Sprinkler, Accessibility Improvements	\$2,358,566	\$653,735	\$509,430	22%
		21635	216-423	Lakeside HS - Turf & track installation	\$1,395,000	\$2,295,070	\$404,295	29%
		21735	217-423	New Sequoyah MS & HS Design Only	\$10,000,000	\$0	\$0	0%
		30135	301-423.01	Druid Hills HS - Turf Installation A	\$856,000	\$856,000	\$0	0%
		30135	301-423.02	Druid Hills MS - Turf Installation A	\$850,000	\$787,620	\$782,644	92%
		30135	301-423.07	Tucker HS - Turf Installation A	\$1,110,926	\$1,110,923	\$1,110,923	100%
		34235	342-423.05	McLendon ES - ADA Restroom Upgrades	\$79,385	\$75,825	\$2,885	4%
		34235	342-423.10	Sagamore Hills ES - ADA Restroom Upgrades	\$117,605	\$114,045	\$0	0%
		34335	343-423	Druid Hills MS - Secutiy vestibule, plumbing fixture replacement	\$1,560,667	\$64,226	\$0	0%
		34435	344-423	Midvale ES - Accessibility improvements, fire sprinklers	\$1,984,549	\$122,065	\$66,050	3%
		34535	345-423	Former John Lewis Facility	\$1,607,790	\$1,374,735	\$1,314,908	82%
		35135	351-423	Henderson Mill ES - Roof replacement, plumbing, HVAC components	\$7,020,000	\$0	\$0	0%
		35735	357-423	Briar Vista ES - Roof replacement, security vestibule, accessibility improvements	\$4,160,000	\$172,640	\$8,740	0%
		35935	359-423	Livsey ES - HVAC replacement	\$6,000,000	\$0	\$0	0%
		36435	364-423	Hawthorne ES - HVAC replacement, plumbing improvements	\$4,510,000	\$201,000	\$27,000	1%
		36835	368-423	Laurel Ridge ES - HVAC and window replacement	\$8,300,000	\$633,320	\$315,050	4%
		37135	371-423.03	Henderson MS - Bus Pavement Parking	\$734,162	\$733,985	\$733,985	100%
		37435	374-423	Brockett ES - Roof replacement	\$1,801,000	\$1,541,000	\$975,488	54%
		37835	378-423	Oak Grove ES - Roof replacement	\$1,741,000	\$1,481,000	\$1,073,324	62%
Region 3	14				\$24,577,227	\$6,569,511	\$5,569,791	23%
		11135	111-423.10	Redan ES - Fence Installation A	\$12,238	\$12,238	\$12,238	100%
		11235	112-423.05	Eldridge Miller ES - Fence Installation B	\$22,400	\$22,400	\$22,400	100%
		11235	112-423.11	Stephenson MS - Fence Installation B	\$87,100	\$87,100	\$87,100	100%
		11235	112-423.12	Stoneview ES - Fence Installation B	\$61,400	\$61,400	\$61,400	100%
		11535	115-423.07	Stephenson MS - Security Vestibules A	\$390,418	\$390,418	\$0	0%
		30135	301-423.03	Redan HS - Turf Installation A	\$1,110,537	\$1,110,537	\$1,110,537	100%
		30135	301-423.04	Stephenson HS - Turf Installation A	\$908,000	\$908,000	\$908,000	100%
		30235	302-423.03	Lithonia HS - Turf Installation B	\$819,000	\$819,000	\$819,000	100%
		32235	322-423	Redan MS - Restroom and plumbing fixture replacement, fire sprinklers and improved assisted toileting area	\$3,280,587	\$168,355	\$143,101	4%
		34235	342-423.08	Pine Ridge ES - ADA Restroom Upgrades	\$115,547	\$113,252	\$34,256	30%
		35435	354-423	E. L. Miller ES - HVAC replacement	\$7,200,000	\$369,765	\$312,322	4%
		35535	355-423	Stoneview ES - HVAC components, roof replacement, site improvements	\$4,860,000	\$369,406	\$318,428	7%



Appendix E: E-SPLOST V Project Rollup by Region

Capital Improvement Program 2017-2022

Period Ending May 31, 2022

Period Ending May-22	PROJECT COUNT	MUNIS PROJECT No.	PROLIANCE PROJECT No.	PROJECT NAME	CURRENT BUDGET	CURRENT COMMITMENTS TO DATE	EXPENDITURES TO DATE	EXPENDITURES % OF BUDGET
		36635	366-423	Rock Chapel ES - HVAC replacement	\$3,210,000	\$170,640	\$96,728	3%
		37535	375-423	Wynbrooke ES - Roof replacement	\$2,500,000	\$1,967,000	\$1,644,281	66%
Region 4	15				\$60,065,807	\$49,348,381	\$45,061,126	75%
		11235	112-423.01	Allgood ES - Fence Installation B	\$28,500	\$28,500	\$28,500	100%
		11235	112-423.02	Clarkston HS - Fence Installation B	\$77,600	\$77,600	\$77,600	100%
		11235	112-423.04	Dunaire ES - Fence Installation B	\$13,500	\$13,500	\$13,500	100%
		11235	112-423.07	Hambrick ES - Fence Installation B	\$1,500	\$1,500	\$1,500	100%
		11535	115-423.08	Stone Mountain HS - Security Vestibules A	\$359,779	\$359,779	\$0	0%
		11635	116-423.01	AIC/DeKalb Early College Academy - Security Vestibules B	\$378,645	\$378,645	\$0	0%
		11635	116-423.02	AIC/Elizabeth Andrews HS - Security Vestibules B	\$310,611	\$310,611	\$0	0%
		12235	122-423	Hambrick ES - Security vestibule, fire sprinkler & one special ED restroom	\$1,812,972	\$1,244,984	\$233,542	13%
		20235	202-423	Freedom MS - Security vestibule	\$500,000	\$386,659	\$28,481	6%
		21335	213-423	Clarkston HS -Turf and track installation, security vestibule, accessibility improvements	\$1,650,000	\$1,366,332	\$1,304,832	79%
		22335	223-423	Indian Creek ES - Tear Down and Rebuild of New 1200-Seat Prototype ES	\$42,840,000	\$39,943,661	\$39,211,771	92%
		30135	301-423.05	Stone Mountain HS - Turf Installation A	\$818,000	\$818,000	\$818,000	100%
		35835	358-423	Champion Theme MS - HVAC component replacement, fire sprinkler installation	\$6,063,000	\$300,120	\$133,739	2%
		37135	371-423.02	Hallford Stadium - Bus Parking Pavement	\$1,811,700	\$1,802,491	\$1,802,491	99%
		37735	377-423	DeKalb Alternative / East Campus - Roof replacment	\$3,400,000	\$2,316,000	\$1,407,170	41%
Region 5	15				\$19,184,681	\$5,583,295	\$4,320,955	23%
		11135	111-423.02	Bob Mathis ES - Fence Installation A	\$29,975	\$29,975	\$29,975	100%
		11135	111-423.05	Fairington ES - Fence Installation A	\$57,200	\$57,200	\$57,200	100%
		11135	111-423.09	Rainbow ES - Fence Installation A	\$30,250	\$30,250	\$30,250	100%
		11135	111-423.12	Woodridge ES - Fence Installation A	\$28,050	\$28,050	\$28,050	100%
		11535	115-423.01	Bob Mathis ES - Security Vestibules A	\$239,169	\$239,169	\$0	0%
		11535	115-423.06	Rainbow ES - Security Vestibules A	\$192,820	\$192,820	\$0	0%
		11535	115-423.10	Woodridge ES - Security Vestibules A	\$266,378	\$266,378	\$0	0%
		30235	302-423.01	Arabia Mountain HS - Turf Installation B	\$1,127,497	\$1,127,497	\$1,054,188	93%
		30235	302-423.04	Martin Luther King Jr. HS - Turf Installation B	\$786,000	\$785,000	\$785,000	100%
		30235	302-423.06	Miller Grove HS - Turf Installation B	\$888,000	\$888,000	\$888,000	100%
		30235	302-423.07	Southwest DeKalb HS - Turf Installation B	\$1,091,989	\$1,091,989	\$990,909	91%
		32135	321-423.01	Bouie Theme ES - Plumbing Fixture Replacement	\$178,352	\$148,480	\$148,480	83%
		36135	361-423	Fairington ES - Roof and plumbing fixture replacement, site improvements	\$2,439,000	\$125,166	\$106,391	4%
		36535	365-423	Salem MS - HVAC replacement	\$4,530,000	\$238,250	\$202,513	4%
		36935	369-423	Woodridge ES - HVAC replacement	\$7,300,000	\$335,070	\$0	0%
Region 6	10				\$15,601,697	\$2,808,357	\$1,488,089	10%
		11135	111-423.07	International Student Center (Midway) - Fence Installation A	\$29,425	\$29,425	\$29,425	100%
		11135	111-423.11	Wadsworth Magnet (Knollwood) - Fence Installation A	\$42,625	\$42,625	\$42,625	100%
		11535	115-423.03	Columbia ES - Security Vestibules A	\$146,825	\$146,825	\$0	0%
		11535	115-423.04	International Student Center (Midway) - Security Vestibules A	\$159,004	\$159,004	\$0	0%



Period Ending May-22	PROJECT COUNT	MUNIS PROJECT No.	PROLIANCE PROJECT No.	PROJECT NAME	CURRENT BUDGET	CURRENT COMMITMENTS TO DATE	EXPENDITURES TO DATE	EXPENDITURES % OF BUDGET
		11535	115-423.09	Wadsworth Magnet (Knollwood) - Security Vestibules A	\$171,850	\$171,850	\$0	0%
		30135	301-423.06	Towers HS - Turf Installation A	\$1,013,000	\$1,013,000	\$291,039	29%
		30235	302-423.02	Columbia HS - Turf Installation B	\$1,120,511	\$1,120,511	\$1,120,511	100%
		34235	342-423.02	Canby Lane ES - ADA Restroom Upgrades	\$128,456	\$124,896	\$4,270	3%
		35235	352-423	Toney ES - HVAC replacement	\$6,790,000	\$0	\$0	0%
		38035	380-423	Green Forrest Drive - Renovation	\$6,000,000	\$220	\$220	0%
Region 7	10				\$18,708,148	\$12,881,392	\$9,279,841	50%
		11135	111-423.03	Cedar Grove ES - Fence Installation A	\$46,750	\$46,750	\$46,750	100%
		11135	111-423.04	Cedar Grove HS - Fence Installation A	\$90,750	\$90,750	\$90,750	100%
		11135	111-423.06	Flat Shoals ES - Fence Installation A	\$39,325	\$39,325	\$39,325	100%
		11535	115-423.02	Cedar Grove ES - Security Vestibules A	\$266,412	\$266,412	\$0	0%
		11535	115-423.05	McNair HS - Security Vestibules A	\$326,547	\$326,547	\$0	0%
		21135	211-423	Cedar Grove HS - Auditorium addition, turf and track installation	\$12,778,250	\$10,645,491	\$8,124,743	64%
		30235	302-423.05	McNair HS - Turf Installation B	\$948,000	\$948,000	\$588,015	62%
		32135	321-423.03	Oak View ES - Plumbing Fixture Replacement	\$234,179	\$199,415	\$199,415	85%
		34235	342-423.03	Kelley Lake ES - ADA Restroom Upgrades	\$117,935	\$115,690	\$38,585	33%
		36035	360-423	DeKalb HS of Technology South - HVAC component replacement, plumbing, lighting and site improvements	\$3,860,000	\$203,012	\$152,259	4%
Regional Totals	164				\$630,300,000	\$326,489,763	\$270,729,787	43%

Capital Improvement Program 2017 - 2022





DeKalb County Board of Education | 1701 Mountain Industrial Boulevard · Stone Mountain, GA 30083
P: 678.676.1200 | F: 678.676.0785

