

Capital Improvement Program 2017 - 2022

Period Ending

November 30, 2019

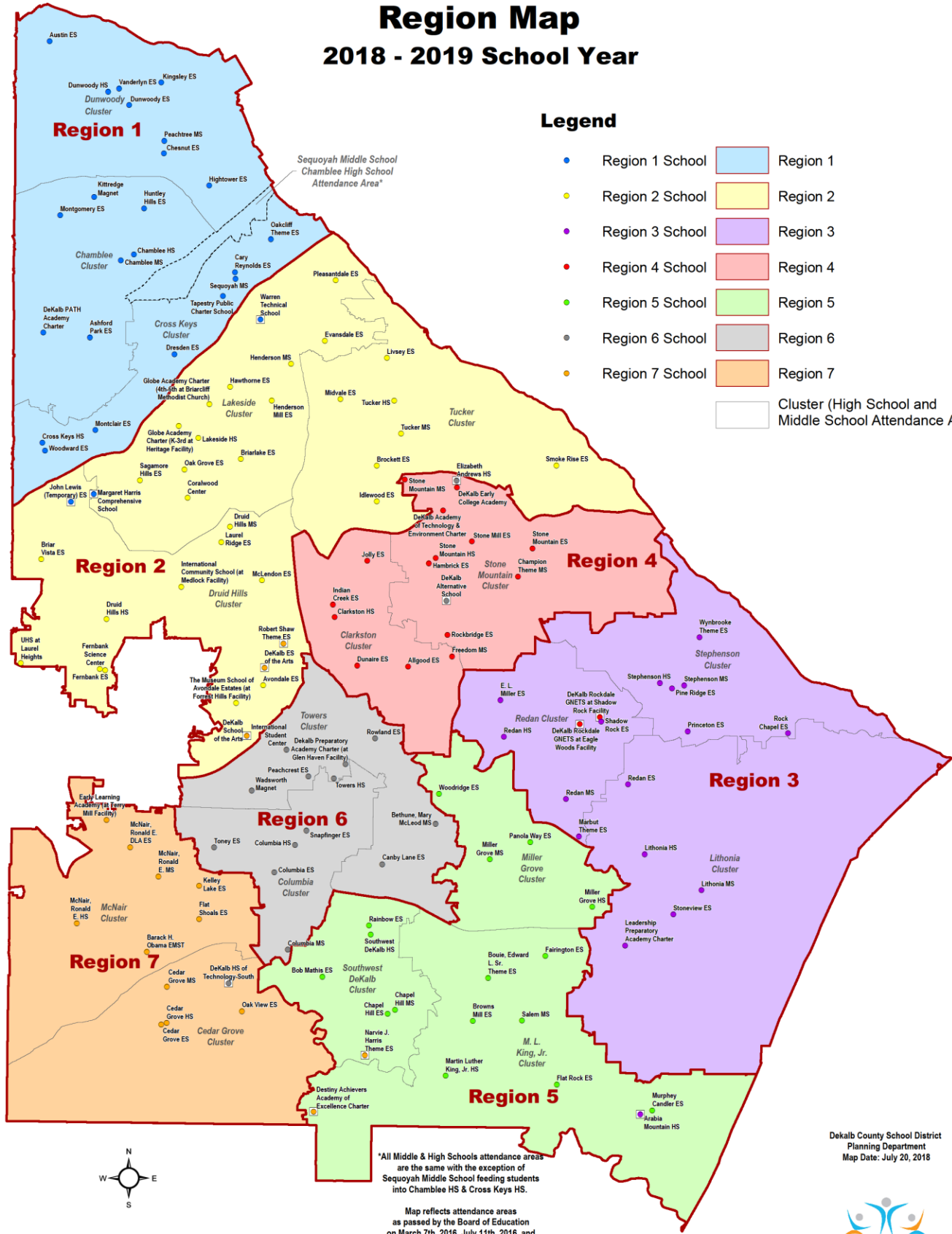
MONTHLY STATUS REPORT



DeKalb County School District

Region Map

2018 - 2019 School Year



Legend

- Region 1 School
 - Region 2 School
 - Region 3 School
 - Region 4 School
 - Region 5 School
 - Region 6 School
 - Region 7 School
- Region 1
 - Region 2
 - Region 3
 - Region 4
 - Region 5
 - Region 6
 - Region 7
 - Cluster (High School and Middle School Attendance Area)



*All Middle & High Schools attendance areas are the same with the exception of Sequoyah Middle School feeding students into Chamblee HS & Cross Keys HS.

Map reflects attendance areas as passed by the Board of Education on March 7th, 2016, July 11th, 2016, and February 12th, 2018 & various annexations by the City of Atlanta & Decatur.

Emory annexation into the Atlanta Public Schools (APS) is not reflected on this map, due to a temporary injunction by Fulton County Court on June 29th, 2018 that blocks the expansion of APS in this area.

DeKalb County School District
Planning Department
Map Date: July 20, 2018



CONTENTS

Program Description.....	2
1. Program Budgets, Funding, Commitments, & Expenditures	2
Table 1- SPLOST IV Funding.....	3
Table 2 - SPLOST V Funding.....	3
Table 3 – Commitments and Expenditures	3
Table 4- SPLOST IV Project Budget Totals by Phase.....	6
Table 5 – SPLOST V Project Budget Totals by Phase	7
Table 6 – E-SPLOST V Regional Active Project Budgets	7
2. Earned Value Management Initiative	8
Table 7- ESPLOST IV Project Cost Performance Ratio (CPR) Report.....	9
Table 8 - ESPLOST V Project Cost Performance Ratio (CPR) Report.....	9
Table 9 - Projects with Negative Variance Amount:	17
Table 10 - ESPLOST IV Project Schedule Performance Measure (SPM) Report.....	19
Table 11 - ESPLOST V Project Schedule Performance Measure (SPM) Report.....	23
Table 12 - Projects with SPM currently indicating red:	29
Table 13: Closeout and Completed Project List.....	30
3. Appendices.....	
Appendix A– SPLOST IV Carryover Program Information	A1
Appendix B- SPLOST V Program Information	B1
Appendix C- SPLOST V Funding - Planned vs. Actual.....	C1
Appendix D- SPLOST V Funding, Commitments, and Expenditures.....	D1

This month's report includes reporting from November 1, 2019 – November 30, 2019. The data date for this period is **November 30, 2019**. We collect and present the information that is available as of the data date.

Program Description

The Capital Improvement Program touches many of the facilities and schools in the DeKalb County School District. The primary areas of focus for the CIP include:

- Retirement of existing CIP's financial debt
- Completion of E-SPLOST IV work
- New/replacement of three (3) elementary schools and one (1) high school
- Conversion of a HS to MS with a classroom addition
- Major roofing, HVAC, code & life safety improvements
- Seven (7) major additions and/or renovations
- Sixteen (16) Modernization projects
- Career technology, fine arts, & classroom additions
- Renovations of classrooms from floor to ceiling
- Technology upgrades to all facilities
- Replacement of school buses and aging service vehicles

1. Program Budgets, Funding, Commitments, & Expenditures

Tables 1 and 2 reflect the sales tax receipts for E-SPLOST IV and E-SPLOST V. For E-SPLOST IV, all GaDOE Reimbursements revenue for Martin Luther King Jr. High School, Miller Grove High School, Fernbank ES, Peachcrest ES, Barack H. Obama Magnet School of Technology, Rockbridge ES, Henderson MS, Robert Shaw Theme ES, John Lewis ES, Austin ES, Henderson MS, Idlewood ES, Miller Grove MS, Salem MS, Avondale ES, Briar Vista ES, Panola Way ES, Bob Mathis ES, Sagamore Hills ES, Avondale ES, Briarlake ES, Browns Mill ES, EL Bouie ES, Huntley Hills ES, Marbut ES, Oak Grove ES, Salem ES, Toney ES, Rainbow ES, and Southwest DeKalb High School projects have been collected bringing the total collected to date to \$68.1 million.

The total program budgeted receipts over the life of the program for E-SPLOST V is \$561 million, of which \$530 Million is anticipated from sales tax receipts, and \$31 million is anticipated in reimbursements from the GaDOE. In addition, \$140.0 million in bonds were issued by the District to enable the implementation of system-wide technology upgrades, vehicle purchase, and infrastructure refreshes which began in early 2017.

Distribution of the E-SPLOST V revenue from the Georgia Department of Revenue lags one month from when the actual revenue is collected at the cash register by merchants.

Program Funding Table 1 & 2 below reflect current commitments and expenditures for E-SPLOST IV & E-SPLOST V for the period ending **November 30, 2019**.

Table 1- SPLOST IV Funding

SPLOST IV

*Table edited to reflect actual tax receipts. No further tax funding to be received.

Through this period:	Original Budget	Current Budget	Forecasted Receipts	Actual Receipts collected	% of Current Budget Collected
Sales Tax Receipts (SPLOST)	\$475M	\$509.1M	\$509.1M	\$509.1M	100.0%
Anticipated DOE Reimbursements	\$21M	\$89.8M	\$54.8M	\$68.1M	75.83%
Technology Bond		\$38 M	\$38 M	\$38M	100.0%
Interest				\$1.0M	
Total Funding	\$496M	\$636.9M	\$601.9M	\$616.2M	96.75%

Table 2 - SPLOST V Funding

SPLOST V

Through this period:	Original Budget	Current Budget	Forecasted Receipts through this period	Actual Receipts collected	% of Current Budget Collected
Sales Tax Receipts (SPLOST)	\$530M	\$530M	\$ 242.7M	\$262.5M	49.52%
Anticipated DOE Reimbursements	\$31M	\$31M	\$2.6M	\$0.0M	0.00%
Technology Bond	\$140M	\$140M	\$140.0M	\$140M	100.00%
Interest					
Total Funding	\$701M	\$701M	\$385.3M	\$402.5M	57.41%

DOE Reimbursements – For this reporting period, DOE payments received to date for E-SPLOST V are zero. The CIP Staff will continue to coordinate with various Architects/Contractors and respective District Managers to make certain all documentation for application submitted to the Ga DOE is timely.

Period ending November 30, 2019

Table 3 – Commitments and Expenditures

*DCSD Finance is in the midst of transitioning to a new accounting software system. Therefore, AECOM's program management software (Proliance) data was used for this reporting period.

	Current Budget	Actual Receipts	Forecasted Commitments to Date	Actual Commitments thru this period	Actual Expenditures thru this period
SPLOST IV	\$636.9M	\$616.2M	\$540.1.1M	\$504.3M	\$425.6M
SPLOST V	\$701M	\$402.5M	\$384.7M	\$166.2M	\$126.1M

Status of Funding, Commitments, and Expenditures

Because the SPLOST V Program is operated on a “cash flow basis,” it is critical for the actual funding received to trend at or above the budgeted/planned funding and above projected commitments. Actual sales tax revenue receipts are trending in line with projected funding levels for this period.

In the Graph below, “Funding” is shown in green, “Commitments” are shown in blue, and “Expenditures” are shown in red. Projected values are shown in dotted lines and actual values are shown in solid lines.

As you can see from this table, the actual funding received to date exceeds the projected funding and the actual commitments are less than the total projected commitments. The requirement is to keep the commitments less than the funding.

Chart 1 - E-SPLOST IV Funding, Commitments, and Expenditures
 Period Ending November 30, 2019

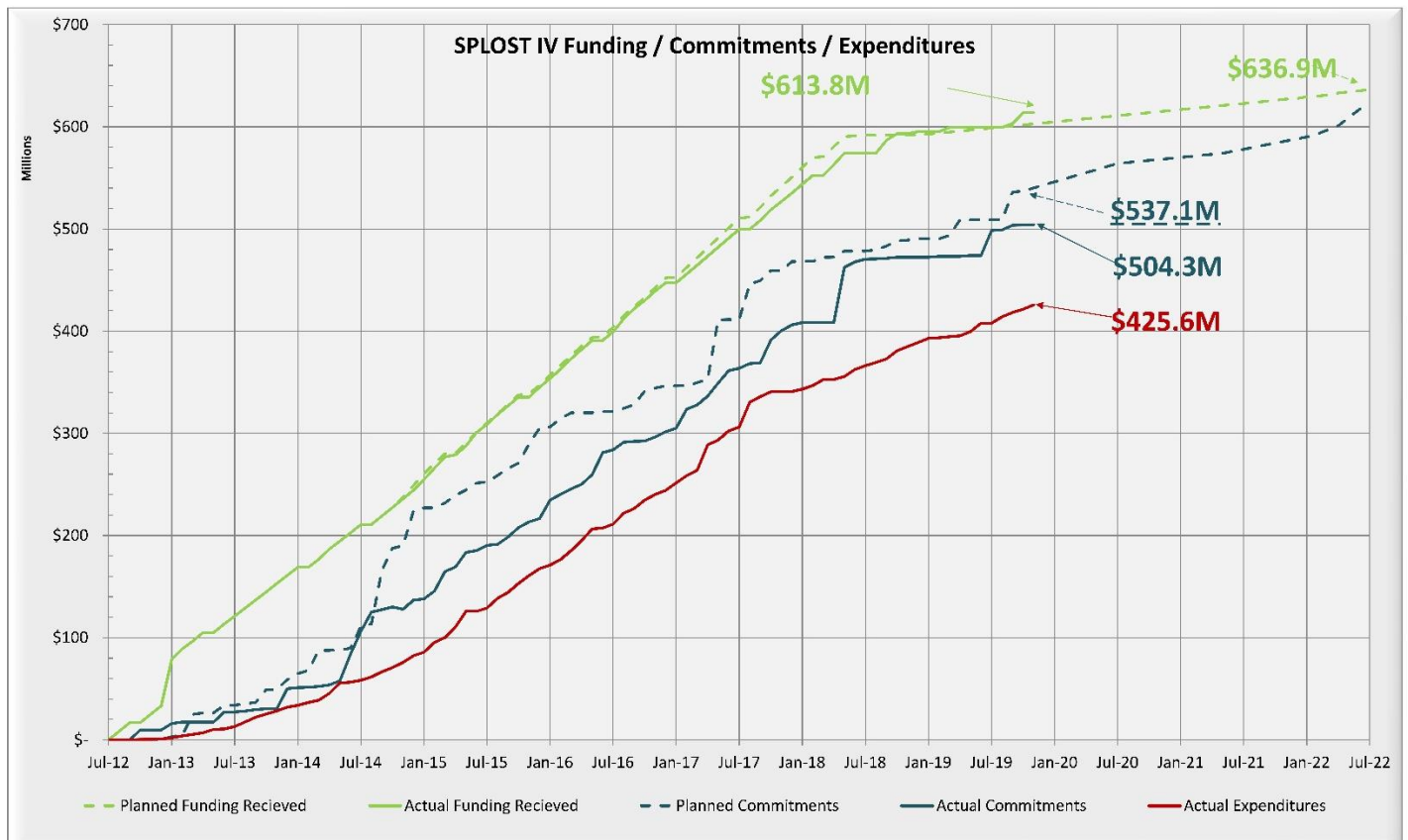


Chart 2 E-SPLOST V Funding, Commitments, and Expenditures

Period Ending November 30, 2019

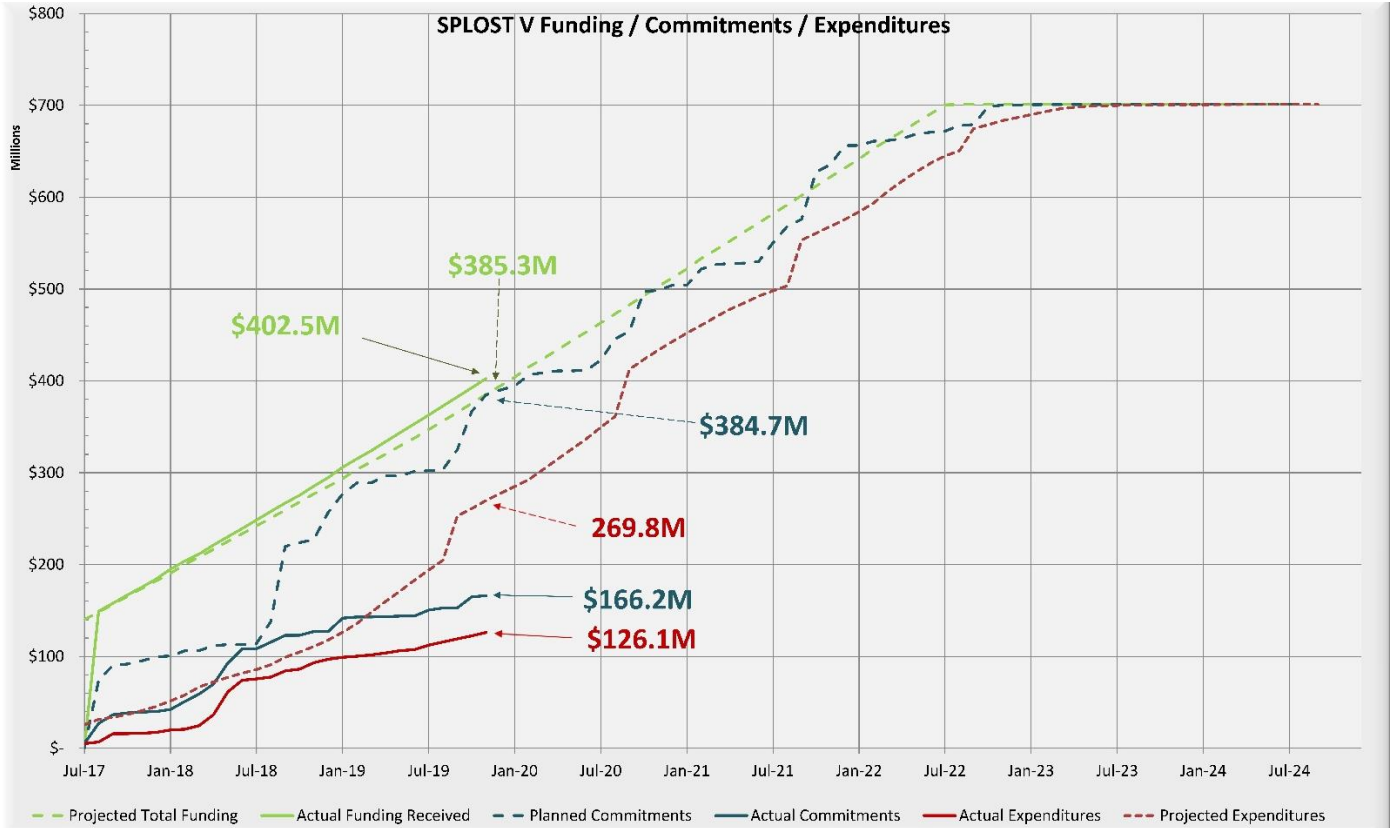


Table 4- SPLOST IV Project Budget Totals by Phase

Project Budget Totals by Phase

E-SPLOST IV Carryover	Project Budget Totals			
		Current Budget	Current Commitments	Current Expenditures
Planning	0	\$0.00	\$0.00	\$0.00
Design-Procurement	0	\$0.00	\$0.00	\$0.00
Design	2	\$14,297,617.59	\$1,683,803.97	\$1,266,197.47
Construction-Procurement	3	\$12,687,897.56	\$2,642,461.35	\$2,245,079.25
Construction	8	\$128,198,014.36	\$118,310,862.25	\$78,501,516.34
Closeout	16	\$54,686,644.30	\$52,834,911.53	\$50,338,361.44
Completed	23	\$58,119,200.17	\$56,053,349.90	\$55,798,701.34
Non-Construction	1	\$2,815,484.11	\$0.00	\$0.00
Total Projects:	53	\$270,804,858.09	\$231,525,389.00	\$188,149,855.84

Table 5 – SPLOST V Project Budget Totals by Phase

E-SPLOST V		Project Budget Totals		
		Current Budget	Current Commitments	Current Expenditures
Planning	37	\$124,071,000.00	\$0.00	\$0.00
Design-Procurement	0	\$0.00	\$0.00	\$0.00
Design	6	\$179,065,000.00	\$8,768,103.47	\$1,410,811.17
Construction-Procurement	1	\$6,030,000.00	\$371,870.61	\$309,640.61
Construction	2	\$66,080,566.00	\$53,724,200.78	\$27,762,651.23
Closeout	2	\$34,168,000.00	\$26,651,972.03	\$23,310,471.14
Completed	1	\$1,311,000.00	\$1,311,000.00	\$1,255,163.30
Non-Construction	22	\$150,274,434.00	\$75,338,879.75	\$72,038,879.75
Total Projects	71	\$561,000,000.00	\$166,166,026.64	\$126,087,617.20

Table 6 – E-SPLOST V Regional Active Project Budgets

SPLOST V Regional Active Project Budgets

Period Ending Nov-19	# of Projects	Current Budget	Current Commitments	EXPENDITURES	
				to Date	% of Budget
Region 0 District Wide	38	\$176,458,792	\$76,654,270	\$73,298,433	42%
Region 1	11	\$235,173,566	\$66,325,670	\$46,921,896	20%
Region 2	8	\$49,501,162	\$2,109,055	\$1,126,580	2%
Region 3	4	\$13,120,000	\$0	\$0	0%
Region 4	5	\$63,097,480	\$20,705,161	\$4,431,067	7%
Region 5	2	\$6,969,000	\$0	\$0	0%
Region 6	1	\$6,790,000	\$0	\$0	0%
Region 7	2	\$9,890,000	\$371,871	\$309,641	3%
Regional Totals	71	\$561,000,000	\$166,166,027	\$126,087,617	22%

Highlighted Efforts this Reporting Period

Please go to the DCSD link <http://www.dekalb.k12.ga.us/solicitations/> to view all current CIP RFPs.

E-SPLOST Advisory Committee

The last Advisory Committee Meeting was October 23, 2019. Each month, the CIP Team presents the status of the program to the Committee. After the presentation, the Committee has the opportunity to ask questions for further clarification. Please refer to the following link for meeting minutes <http://www.dekalb.k12.ga.us/splost-iv/advisory-committee/>.

The next E-SPLOST Advisory Committee meeting is scheduled for December 4, 2019. Due to Thanksgiving and Christmas holidays, the November and December meetings have been combined into a joint meeting date.

2. Earned Value Management Initiative

Earned Value Management (EVM) is a project management technique for measuring project performance and progress against the project plan in an objective manner. It has the ability to combine measurements of scope, schedule, and costs in a single integrated system. An industry standard, Earned Value Analysis is utilized to measure a project's progress, forecast its completion date and final costs, and provide schedule and budget variances along the project plan; identifying work to be accomplished

The following schedule and cost performance indicators will be utilized to measure specific project performance in accordance with the EVM methodology:

Schedule Performance Measure (SPM):

- Number of days between base line finish and current finish. Positive values are days behind schedule (red) and negative values are days ahead of schedule (green). If more than fifteen days behind schedule, project shows red;

Cost Performance Ratio (CPR):

- Is equal to EAC/Current Budget
- If the EAC is less than or equal to the current budget then projects read green;
- If the EAC is between the current budget and the current budget plus 5%, projects show amber;
- If the EAC is greater than the current budget plus 5%, projects show red.

Earned value management is needed because it provides an "Early Warning" signal for prompt corrective action. Seeing that bad news does not age well, and usually there is ample time to recover, timely requests for extra funds or other corrective measures can help to mitigate budget and schedule impact.

Table 7- ESPLOST IV Project Cost Performance Ratio (CPR) Report

Project #	Project Name	Region	Project Phase	Current Budget	Current Commitments	Current Expenditures	EAC	Budget - Commitments	Budget - Expenditures	Current Budget - EAC	CPR
00234	Southwest DeKalb High School Addition	5	Construction	\$22,366,730.68	\$21,990,963.65	\$20,761,782.56	\$22,366,730.68	+\$375,767.03	+\$1,604,948.12	+\$0.00	1.00
00334	Warren Tech Hvac (Associated With 421-129)	2	Construction-Procure	\$2,555,114.00	\$1,894,034.00	\$1,586,464.00	\$2,295,114.00	+\$661,080.00	+\$968,650.00	+\$260,000.00	1.11
10234	Canby Lane Elementary School ADA/Capital Renewal/Code Requirements	6	Completed	\$3,846,439.60	\$3,816,059.94	\$3,814,987.94	\$3,846,439.60	+\$30,379.66	+\$31,451.66	+\$0.00	1.00
10334	Cary Reynolds Elementary School ADA/Capital Renewal/Code Requirements	1	Closeout	\$1,280,870.87	\$1,281,721.10	\$1,038,272.96	\$1,282,466.48	-\$850.23	+\$242,597.91	-\$1,595.61	1.00
10434	Cedar Grove Elementary School ADA/Capital Renewal/Code Requirements	7	Completed	\$3,347,215.61	\$2,957,245.55	\$2,947,645.55	\$3,347,215.61	+\$389,970.06	+\$399,570.06	+\$0.00	1.00
10534	Chapel Hill Middle School ADA/Capital Renewal	5	Completed	\$152,929.00	\$151,575.28	\$151,575.28	\$151,575.28	+\$1,353.72	+\$1,353.72	+\$1,353.72	1.01
10634	Dresden Elementary School ADA/Capital Renewal	1	Closeout	\$1,916,567.00	\$1,851,367.67	\$1,747,688.93	\$1,875,681.96	+\$65,199.33	+\$168,878.07	+\$40,885.04	1.02
10934	Fairington Elementary School ADA/Capital Renewal/Code Requirement	5	Completed	\$340,881.00	\$339,701.00	\$339,701.00	\$339,701.00	+\$1,180.00	+\$1,180.00	+\$1,180.00	1.00
11034	Flat Shoals Elementary School ADA/Capital Renewal/Code Requirements	7	Completed	\$372,747.00	\$367,495.91	\$346,562.02	\$366,747.09	+\$5,251.09	+\$26,184.98	+\$5,999.91	1.02
11634	Kelley Lake Elementary School ADA/Capital Renewal/Code Requirements	7	Completed	\$4,176,112.12	\$4,086,543.22	\$4,086,543.22	\$3,932,426.12	+\$89,568.90	+\$89,568.90	+\$243,686.00	1.06
11834	Laurel Ridge Elementary School ADA/Capital Renewal/Code Requirements	2	Closeout	\$383,127.80	\$313,259.38	\$313,259.18	\$381,033.38	+\$69,868.42	+\$69,868.62	+\$2,094.42	1.01
11934	Lithonia Middle School ADA/Capital Renewal	3	Completed	\$352,871.00	\$352,081.00	\$352,081.00	\$352,081.00	+\$790.00	+\$790.00	+\$790.00	1.00
12234	Miller Grove Middle School ADA/Capital Renewal	5	Closeout	\$11,020,527.28	\$10,940,837.18	\$10,932,478.18	\$11,020,527.28	+\$79,690.10	+\$88,049.10	+\$0.00	1.00
12434	Murphey Candler Elementary School ADA/Capital Renewal	5	Completed	\$372,333.00	\$338,097.40	\$338,097.40	\$371,154.00	+\$34,235.60	+\$34,235.60	+\$1,179.00	1.00
12634	Redan Elementary School ADA/Capital Renewal	3	Closeout	\$2,929,159.52	\$2,863,776.64	\$2,863,776.64	\$2,929,159.52	+\$65,382.88	+\$65,382.88	+\$0.00	1.00
12734	Rowland Elementary School ADA/Capital Renewal	6	Completed	\$214,883.00	\$192,810.21	\$192,810.21	\$214,883.00	+\$22,072.79	+\$22,072.79	+\$0.00	1.00
13934	Eagle Woods Academy - GNETS Facility	3	Construction	\$2,075,324.00	\$130,600.00	\$116,740.00	\$2,075,324.00	+\$1,944,724.00	+\$1,958,584.00	+\$0.00	1.00

Project #	Project Name	Region	Project Phase	Current Budget	Current Commitments	Current Expenditures	EAC	Budget - Commitments	Budget - Expenditures	Current Budget - EAC	CPR
30034	Allgood ES - Capital Renewal	4	Closeout	\$1,388,825.28	\$1,359,061.30	\$1,333,335.24	\$1,202,872.45	+\$29,763.98	+\$55,490.04	+\$185,952.83	1.15
30434	Cedar Grove MS - Capital Renewal	7	Completed	\$2,611,378.20	\$2,507,510.35	\$2,506,895.35	\$2,598,607.20	+\$103,867.85	+\$104,482.85	+\$12,771.00	1.00
30634	Champion MS - Capital Renewal	4	Completed	\$641,131.00	\$534,178.16	\$512,391.54	\$641,131.00	+\$106,952.84	+\$128,739.46	+\$0.00	1.00
30734	Chapel Hill ES - Capital Renewal	5	Closeout	\$1,665,233.65	\$1,648,836.18	\$1,630,400.63	\$1,688,836.18	+\$16,397.47	+\$34,833.02	-\$23,602.53	0.99
30834	Columbia ES - Capital Renewal	6	Completed	\$1,029,719.54	\$989,136.63	\$989,136.63	\$1,029,719.54	+\$40,582.91	+\$40,582.91	+\$0.00	1.00
30934	Columbia MS - Capital Renewal	6	Completed	\$38,053.00	\$33,054.00	\$32,218.80	\$38,053.00	+\$4,999.00	+\$5,834.20	+\$0.00	1.00
31134	Doraville Drivers Ed - Capital Renewal	1	Closeout	\$237,175.00	\$233,154.10	\$224,945.82	\$249,263.60	+\$4,020.90	+\$12,229.18	-\$12,088.60	0.95
31334	Hightower ES - Capital Renewal	1	Construction-Procure	\$2,128,573.56	\$423,112.35	\$423,480.25	\$2,128,573.56	+\$1,705,461.21	+\$1,705,093.31	+\$0.00	1.00
31834	McNair HS - Capital Renewal	7	Completed	\$267,567.00	\$247,101.00	\$247,099.70	\$267,567.00	+\$20,466.00	+\$20,467.30	+\$0.00	1.00
32134	Narvie Harris ES - Capital Renewal	5	Completed	\$748,189.44	\$671,445.20	\$669,905.20	\$708,189.44	+\$76,744.24	+\$78,284.24	+\$40,000.00	1.06
32334	Rock Chapel ES - Capital Renewal	3	Completed	\$753,757.08	\$720,640.00	\$720,640.00	\$753,757.08	+\$33,117.08	+\$33,117.08	+\$0.00	1.00
32934	Stephenson HS - Capital Renewal	3	Completed	\$2,422,000.00	\$2,426,040.00	\$2,422,000.00	\$2,422,000.00	-\$4,040.00	+\$0.00	+\$0.00	1.00
33434	Towers HS - Culinary Arts Lab	6	Design	\$3,170,450.59	\$968,298.66	\$826,694.66	\$3,170,450.59	+\$2,202,151.93	+\$2,343,755.93	+\$0.00	1.00
40034	Ashford Park ES - Capital Renewal - Code Requirements	1	Construction	\$840,349.00	\$805,033.77	\$702,683.71	\$841,652.80	+\$35,315.23	+\$137,665.29	-\$1,303.80	1.00
40434	Cedar Grove HS - Capital Renewal - Code Requirements	7	Completed	\$962,569.00	\$948,507.73	\$828,474.73	\$962,569.00	+\$14,061.27	+\$134,094.27	+\$0.00	1.00
41534	Henderson Mill ES - Capital Renewal - Code Requirements	2	Closeout	\$1,003,255.00	\$983,961.61	\$983,924.61	\$1,017,863.56	+\$19,293.39	+\$19,330.39	-\$14,608.56	0.99
41834	Livsey ES - Capital Renewal - Code Requirements	2	Closeout	\$1,210,701.48	\$1,120,914.80	\$1,120,094.80	\$1,122,965.70	+\$89,786.68	+\$90,606.68	+\$87,735.78	1.08
41934	Margaret Harris Comprehensive School - Code Requirements	2	Closeout	\$126,554.00	\$126,934.89	\$114,670.41	\$126,934.89	-\$380.89	+\$11,883.59	-\$380.89	1.00
42034	McLendon ES - Capital Renewal- Code Requirements	2	Closeout	\$319,347.00	\$251,230.46	\$254,423.00	\$254,423.00	+\$68,116.54	+\$64,924.00	+\$64,924.00	1.26

Project #	Project Name	Region	Project Phase	Current Budget	Current Commitments	Current Expenditures	EAC	Budget - Commitments	Budget - Expenditures	Current Budget - EAC	CPR
42334	Oakcliff ES - Capital Renewal- Code Requirements	1	Closeout	\$1,462,951.42	\$1,455,084.67	\$1,435,553.64	\$1,462,951.42	+\$7,866.75	+\$27,397.78	+\$0.00	1.00
42434	Pine Ridge ES - Capital Renewal- Code Requirements	3	Closeout	\$3,182,983.00	\$2,428,955.80	\$2,318,083.00	\$2,351,197.80	+\$754,027.20	+\$864,900.00	+\$831,785.20	1.35
42834	Snapfinger ES - Capital Renewal - Code Requirements	6	Completed	\$197,074.00	\$191,751.26	\$191,751.26	\$197,074.00	+\$5,322.74	+\$5,322.74	+\$0.00	1.00
43034	Woodridge ES - Capital Renewal - Code Requirements	5	Completed	\$303,457.00	\$301,452.02	\$301,452.02	\$301,452.02	+\$2,004.98	+\$2,004.98	+\$2,004.98	1.01
50134	Austin Elementary School Replacement	1	Closeout	\$25,764,326.00	\$25,201,453.25	\$23,492,171.90	\$25,764,854.50	+\$562,872.75	+\$2,272,154.10	-\$528.50	1.00
50234	Early Learning Center	0	Construction	\$2,682,284.00	\$1,996,615.08	\$1,882,810.16	\$2,682,284.00	+\$685,668.92	+\$799,473.84	+\$0.00	1.00
50534	McNair Middle School Replacement	7	Construction	\$42,592,213.00	\$40,800,908.57	\$35,826,853.94	\$42,911,776.00	+\$1,791,304.43	+\$6,765,359.06	-\$319,563.00	0.99
50734	Pleasantdale Elementary School Replacement	2	Construction	\$28,374,834.68	\$26,228,838.80	\$15,750,633.80	\$28,862,765.00	+\$2,145,995.88	+\$12,624,200.88	-\$487,930.32	0.98
50834	Rockbridge Elementary School Replacement	4	Completed	\$21,341,279.00	\$20,767,117.23	\$20,782,706.54	\$21,246,279.00	+\$574,161.77	+\$558,572.46	+\$95,000.00	1.00
50934	Smoke Rise Elementary School Replacement	2	Construction	\$28,621,279.00	\$25,798,547.38	\$3,081,161.17	\$29,292,055.00	+\$2,822,731.62	+\$25,540,117.83	-\$670,776.00	0.98
51034	Comprehensive Arts School at former Avondale MS	2	Design	\$11,127,167.00	\$715,505.31	\$439,502.81	\$15,000,000.00	+\$10,411,661.69	+\$10,687,664.19	- \$3,872,833.00	0.74
51134	Coralwood Diagnostic Center Addition (Associated With Project 421-213)	2	Construction-Procure	\$8,004,210.00	\$325,315.00	\$235,135.00	\$8,004,210.00	+\$7,678,895.00	+\$7,769,075.00	+\$0.00	1.00
51534	Stone Mountain High School Renovations	4	Completed	\$9,320,305.58	\$9,295,514.26	\$9,295,514.27	\$9,290,996.95	+\$24,791.32	+\$24,791.31	+\$29,308.63	1.00
51634	John R. Lewis Elementary School Design	0	Closeout	\$795,040.00	\$774,362.50	\$535,282.50	\$795,040.00	+\$20,677.50	+\$259,757.50	+\$0.00	1.00
51934	Doraville United Elementary School Site Adaptation and Construction Administration Services	1	Construction	\$645,000.00	\$559,355.00	\$378,851.00	\$645,000.00	+\$85,645.00	+\$266,149.00	+\$0.00	1.00
90534	Demolition - Demolition	0	Completed	\$4,306,309.00	\$3,818,292.55	\$3,728,511.68	\$4,306,309.00	+\$488,016.45	+\$577,797.32	+\$0.00	1.00
99934	SPLOST IV Program Contingency	0	Non-Construction	\$2,815,484.11	\$0.00	\$0.00	\$2,815,484.11	+\$2,815,484.11	+\$2,815,484.11	+\$0.00	1.00
Overall - Total				\$270,804,858.09	\$231,525,389.00	\$188,149,855.84	\$274,303,418.39	+\$39,279,469.09	+\$82,655,002.25	- \$3,498,560.30	

EAC = Estimate at Completion

Table 8 - ESPLOST V Project Cost Performance Ratio (CPR) Report

Project #	Project Name	Region	Project Phase	Current Budget	Current Commitments	Current Expenditures	EAC	Budget - Commitments	Budget - Expenditures	Current Budget - EAC	CPR
10135	Sprinkler Installation A	0	Planning	\$1,230,000.00	\$0.00	\$0.00	\$7,960,472.73	+\$1,230,000.00	+\$1,230,000.00	-\$6,730,472.73	0.15
10235	Sprinkler Installation B	0	Planning	\$1,250,000.00	\$0.00	\$0.00	\$8,873,254.68	+\$1,250,000.00	+\$1,250,000.00	-\$7,623,254.68	0.14
10335	Sprinkler Installation C	0	Planning	\$1,420,000.00	\$0.00	\$0.00	\$9,257,206.82	+\$1,420,000.00	+\$1,420,000.00	-\$7,837,206.82	0.15
10935	Life, Safety Set-aside	0	Non-Construction	\$3,530,000.00	\$0.00	\$0.00	\$3,530,000.00	+\$3,530,000.00	+\$3,530,000.00	+\$0.00	1.00
11135	Fence Installation A	0	Planning	\$803,000.00	\$0.00	\$0.00	\$1,341,705.32	+\$803,000.00	+\$803,000.00	-\$538,705.32	0.60
11235	Fence Installation B	0	Planning	\$916,000.00	\$0.00	\$0.00	\$1,262,490.42	+\$916,000.00	+\$916,000.00	-\$346,490.42	0.73
11335	Fence Installation C	0	Planning	\$751,000.00	\$0.00	\$0.00	\$1,033,905.32	+\$751,000.00	+\$751,000.00	-\$282,905.32	0.73
11535	Security Vestibules A	0	Planning	\$917,000.00	\$0.00	\$0.00	\$1,771,469.57	+\$917,000.00	+\$917,000.00	-\$854,469.57	0.52
11635	Security Vestibules B	0	Planning	\$1,069,000.00	\$0.00	\$0.00	\$1,771,469.57	+\$1,069,000.00	+\$1,069,000.00	-\$702,469.57	0.60
12135	Druid Hills HS - Security Vestibule, Fire Sprinkler, Accessibility Improvements	2	Planning	\$616,000.00	\$0.00	\$0.00	\$2,163,822.36	+\$616,000.00	+\$616,000.00	-\$1,547,822.36	0.28
12235	Hambrick ES - Security Vestibule, Fire Sprinkler, Special Ed Restroom	4	Planning	\$370,000.00	\$0.00	\$0.00	\$1,663,277.02	+\$370,000.00	+\$370,000.00	-\$1,293,277.02	0.22
20135	New Cross Keys MS (at Cross Keys HS)	1	Design	\$10,005,000.00	\$536,568.00	\$39,394.70	\$11,823,467.00	+\$9,468,432.00	+\$9,965,605.30	-\$1,818,467.00	0.85
20235	Freedom MS - 17-Classroom Addition, Security Vestibule	4	Planning	\$8,485,000.00	\$0.00	\$0.00	\$0.00	+\$8,485,000.00	+\$8,485,000.00	+\$8,485,000.00	
20335	Peachtree MS - 26-Classroom Addition	1	Planning	\$14,100,000.00	\$0.00	\$0.00	\$11,930,263.75	+\$14,100,000.00	+\$14,100,000.00	+\$2,169,736.25	1.18
21135	Cedar Grove HS - Auditorium Addition and Turf Installation at Football Practice Field	7	Construction-Procure	\$6,030,000.00	\$371,870.61	\$309,640.61	\$9,971,823.80	+\$5,658,129.39	+\$5,720,359.39	-\$3,941,823.80	0.60
21235	Chamblee HS - 30-Classroom Addition,	1	Design	\$21,540,000.00	\$1,149,369.00	\$122,947.00	\$26,489,833.75	+\$20,390,631.00	+\$21,417,053.00	-\$4,949,833.75	0.81

Project #	Project Name	Region	Project Phase	Current Budget	Current Commitments	Current Expenditures	EAC	Budget - Commitments	Budget - Expenditures	Current Budget - EAC	CPR
	Synthetic Turf at Football Practice Field										
21335	Clarkston HS - 32-Classroom Addition, Synthetic Turf, Security Vestibule, Accessibility Improvements	4	Design	\$18,040,000.00	\$791,200.00	\$98,900.00	\$10,599,882.51	+\$17,248,800.00	+\$17,941,100.00	+\$7,440,117.49	1.70
21435	New Cross Keys HS	1	Design	\$84,800,000.00	\$4,017,096.00	\$654,754.00	\$102,023,840.00	+\$80,782,904.00	+\$84,145,246.00	-\$17,223,840.00	0.83
21535	Dunwoody HS - 29-Classroom Addition and Synthetic Turf at Football Practice Field	1	Design	\$17,690,000.00	\$898,800.47	\$102,220.47	\$28,071,470.00	+\$16,791,199.53	+\$17,587,779.53	-\$10,381,470.00	0.63
21635	Lakeside HS - 38-Classroom Addition and Synthetic Turf at Football Practice Field	2	Design	\$26,990,000.00	\$1,375,070.00	\$392,595.00	\$25,000,000.00	+\$25,614,930.00	+\$26,597,405.00	+\$1,990,000.00	1.08
22135	John Lewis ES - New 900-Seat Prototype ES	1	Closeout	\$31,598,000.00	\$24,111,106.33	\$20,795,137.44	\$31,683,615.40	+\$7,486,893.67	+\$10,802,862.56	-\$85,615.40	1.00
22235	New Doraville United Elementary School - New 900-Seat Prototype ES	1	Construction	\$37,580,566.00	\$35,612,730.48	\$25,207,442.87	\$37,855,837.39	+\$1,967,835.52	+\$12,373,123.13	-\$275,271.39	0.99
22335	Indian Creek ES - Tear Down and Rebuild of New 1200-Seat Prototype ES	4	Construction	\$28,500,000.00	\$18,111,470.30	\$2,555,208.36	\$42,627,369.50	+\$10,388,529.70	+\$25,944,791.64	-\$14,127,369.50	0.67
30135	Turf Installation A	0	Planning	\$5,320,000.00	\$0.00	\$0.00	\$6,611,111.11	+\$5,320,000.00	+\$5,320,000.00	-\$1,291,111.11	0.80
30235	Turf Installation B	0	Planning	\$5,510,000.00	\$0.00	\$0.00	\$6,611,111.11	+\$5,510,000.00	+\$5,510,000.00	-\$1,101,111.11	0.83
31135	Playground Replacement	0	Completed	\$1,311,000.00	\$1,311,000.00	\$1,255,163.30	\$1,311,000.00	+\$0.00	+\$55,836.70	+\$0.00	1.00
32135	Plumbing Fixture Replacement	0	Planning	\$1,917,000.00	\$0.00	\$0.00	\$1,917,000.00	+\$1,917,000.00	+\$1,917,000.00	+\$0.00	1.00
32235	Redan MS - Restroom and Plumbing Fixture Replacement, Fire Sprinkler Install	3	Planning	\$807,000.00	\$0.00	\$0.00	\$3,009,713.04	+\$807,000.00	+\$807,000.00	-\$2,202,713.04	0.27
33135	Lead-in-Water Testing Set-Aside	0	Non-Construction	\$923,000.00	\$0.00	\$0.00	\$0.00	+\$923,000.00	+\$923,000.00	+\$923,000.00	
34135	Accessibility Improvements and Plumbing Fixtures	0	Planning	\$1,593,000.00	\$0.00	\$0.00	\$1,593,000.00	+\$1,593,000.00	+\$1,593,000.00	+\$0.00	1.00

Project #	Project Name	Region	Project Phase	Current Budget	Current Commitments	Current Expenditures	EAC	Budget - Commitments	Budget - Expenditures	Current Budget - EAC	CPR
34235	ADA Restroom Upgrades	0	Planning	\$402,000.00	\$0.00	\$0.00	\$402,000.00	+\$402,000.00	+\$402,000.00	+\$0.00	1.00
34335	Druid Hills MS - Security Vestibule, Plumbing Fixture Replacement, Accessibility	2	Planning	\$855,000.00	\$0.00	\$0.00	\$1,431,804.97	+\$855,000.00	+\$855,000.00	-\$576,804.97	0.60
34435	Midvale ES - Accessibility Improvements and Fire Sprinkler Installation	2	Planning	\$516,000.00	\$0.00	\$0.00	\$1,820,686.96	+\$516,000.00	+\$516,000.00	-\$1,304,686.96	0.28
35135	Henderson Mill ES - Replace Roof, Plumbing, HVAC, Electrical	2	Planning	\$7,020,000.00	\$0.00	\$0.00	\$7,020,000.00	+\$7,020,000.00	+\$7,020,000.00	+\$0.00	1.00
35235	Toney ES - Replace Plumbing, HVAC, Electrical, Site Utilities	6	Planning	\$6,790,000.00	\$0.00	\$0.00	\$6,790,000.00	+\$6,790,000.00	+\$6,790,000.00	+\$0.00	1.00
35335	Kittredge Magnet - Replace Plumbing, HVAC, Electrical, Site Improvements, Sprinkler	1	Planning	\$6,045,000.00	\$0.00	\$0.00	\$6,045,000.00	+\$6,045,000.00	+\$6,045,000.00	+\$0.00	1.00
35435	Eldridge Miller ES - Replace Plumbing, HVAC, Fire Protection, Electrical	3	Planning	\$4,243,000.00	\$0.00	\$0.00	\$4,243,000.00	+\$4,243,000.00	+\$4,243,000.00	+\$0.00	1.00
35535	Stoneview ES - Replace HVAC, Electrical, Site Improvements, Site Utilities	3	Planning	\$4,860,000.00	\$0.00	\$0.00	\$4,860,000.00	+\$4,860,000.00	+\$4,860,000.00	+\$0.00	1.00
35635	Cary Reynolds ES - Replace Roof, HVAC, Security Vestibule, Site Utilities	1	Planning	\$5,635,000.00	\$0.00	\$0.00	\$5,635,000.00	+\$5,635,000.00	+\$5,635,000.00	+\$0.00	1.00
35735	Briar Vista ES - Replace Roof, Electrical, Site Utilities, Plumbing Fixtures, Security Vestibule	2	Planning	\$4,160,000.00	\$0.00	\$0.00	\$4,160,000.00	+\$4,160,000.00	+\$4,160,000.00	+\$0.00	1.00
35835	Champion Theme MS - Replace Site Utilities, HVAC, Plumbing Fixtures, Install Sprinklers	4	Planning	\$6,063,000.00	\$0.00	\$0.00	\$6,063,000.00	+\$6,063,000.00	+\$6,063,000.00	+\$0.00	1.00
35935	Livsey ES - Replace HVAC, Plumbing, Site Utilities	2	Planning	\$4,100,000.00	\$0.00	\$0.00	\$4,100,000.00	+\$4,100,000.00	+\$4,100,000.00	+\$0.00	1.00
36035	DeKalb HS of Technology South - Replace HVAC, Plumbing & Site Improvements	7	Planning	\$3,860,000.00	\$0.00	\$0.00	\$3,860,000.00	+\$3,860,000.00	+\$3,860,000.00	+\$0.00	1.00

Project #	Project Name	Region	Project Phase	Current Budget	Current Commitments	Current Expenditures	EAC	Budget - Commitments	Budget - Expenditures	Current Budget - EAC	CPR
36135	Fairington ES - Replace Roofing and Plumbing Fixtures; Site Improvements	5	Planning	\$2,439,000.00	\$0.00	\$0.00	\$2,439,000.00	+\$2,439,000.00	+\$2,439,000.00	+\$0.00	1.00
36235	Dresden ES - Replace HVAC and Site Utilities; Site Improvements	1	Planning	\$3,570,000.00	\$0.00	\$0.00	\$3,570,000.00	+\$3,570,000.00	+\$3,570,000.00	+\$0.00	1.00
36335	Kingsley ES - Replace HVAC; Site Improvements; Install Sprinklers	1	Planning	\$2,610,000.00	\$0.00	\$0.00	\$2,610,000.00	+\$2,610,000.00	+\$2,610,000.00	+\$0.00	1.00
36435	Hawthorne ES - Replace HVAC and Plumbing; Site Improvements	2	Planning	\$4,510,000.00	\$0.00	\$0.00	\$4,510,000.00	+\$4,510,000.00	+\$4,510,000.00	+\$0.00	1.00
36535	Salem MS - Replace Major Systems with Emphasis on HVAC	5	Planning	\$4,530,000.00	\$0.00	\$0.00	\$4,530,000.00	+\$4,530,000.00	+\$4,530,000.00	+\$0.00	1.00
36635	Rock Chapel ES - Replace Major Systems with Emphasis on HVAC and Site Improvements	3	Planning	\$3,210,000.00	\$0.00	\$0.00	\$3,210,000.00	+\$3,210,000.00	+\$3,210,000.00	+\$0.00	1.00
37135	Bus Parking Pavement	0	Closeout	\$2,570,000.00	\$2,540,865.70	\$2,515,333.70	\$2,523,603.03	+\$29,134.30	+\$54,666.30	+\$46,396.97	1.02
38135	Additional Parking Spaces at Various Schools	0	Planning	\$1,579,000.00	\$0.00	\$0.00	\$2,232,134.06	+\$1,579,000.00	+\$1,579,000.00	-\$653,134.06	0.71
40135	Technology: ERP/Finance/HR System (Bond, Initial Capital)	0	Non-Construction	\$2,048,859.99	\$2,048,859.99	\$2,048,859.99	\$2,000,000.00	+\$0.00	+\$0.00	+\$48,859.99	1.02
40235	Technology: ERP/Finance/HR System (Sales Tax and State Reimbursements)	0	Non-Construction	\$9,951,140.01	\$2,206,643.59	\$2,206,643.59	\$13,300,000.00	+\$7,744,496.42	+\$7,744,496.42	-\$3,348,859.99	0.75
41135	Technology: Computer Refresh A (Bond)	0	Non-Construction	\$13,000,000.00	\$12,302,240.10	\$12,302,240.10	\$13,000,000.00	+\$697,759.90	+\$697,759.90	+\$0.00	1.00
41235	Technology: Computer Refresh B (Sales Tax and State Reimbursements)	0	Non-Construction	\$9,000,000.00	\$6,641,744.79	\$6,641,744.79	\$9,000,000.00	+\$2,358,255.21	+\$2,358,255.21	+\$0.00	1.00
42135	Technology: Telecommunications Upgrade	0	Non-Construction	\$6,000,000.00	\$0.00	\$0.00	\$6,000,000.00	+\$6,000,000.00	+\$6,000,000.00	+\$0.00	1.00
43135	Technology: Safety and Security	0	Non-Construction	\$10,000,000.00	\$9,157,884.73	\$5,857,884.73	\$10,000,000.00	+\$842,115.27	+\$4,142,115.27	+\$0.00	1.00

Project #	Project Name	Region	Project Phase	Current Budget	Current Commitments	Current Expenditures	EAC	Budget - Commitments	Budget - Expenditures	Current Budget - EAC	CPR
44135	Technology: Active Boards A (Bonds)	0	Non-Construction	\$2,000,000.00	\$2,000,000.00	\$2,000,000.00	\$2,000,000.00	+\$0.00	+\$0.00	+\$0.00	1.00
44235	Technology: Active Boards B (Sales Tax and State Reimbursements)	0	Non-Construction	\$8,000,000.00	\$8,000,000.00	\$8,000,000.00	\$8,000,000.00	+\$0.00	+\$0.00	+\$0.00	1.00
45135	Technology Infrastructure	0	Non-Construction	\$5,000,000.00	\$0.00	\$0.00	\$5,000,000.00	+\$5,000,000.00	+\$5,000,000.00	+\$0.00	1.00
50135	School Bus Purchase A (Bond)	0	Non-Construction	\$20,452,710.00	\$16,519,371.00	\$16,519,371.00	\$20,452,710.00	+\$3,933,339.00	+\$3,933,339.00	+\$0.00	1.00
50235	School Bus Purchase B (Sales Tax and State Reimbursements)	0	Non-Construction	\$4,696,290.00	\$0.00	\$0.00	\$4,696,290.00	+\$4,696,290.00	+\$4,696,290.00	+\$0.00	1.00
51135	Support Vehicle Purchase	0	Non-Construction	\$1,558,000.00	\$1,550,838.00	\$1,550,838.00	\$1,633,000.00	+\$7,162.00	+\$7,162.00	-\$75,000.00	0.95
52135	Musical Instruments	0	Non-Construction	\$10,000,000.00	\$4,000,000.00	\$4,000,000.00	\$10,000,000.00	+\$6,000,000.00	+\$6,000,000.00	+\$0.00	1.00
53135	Portables	0	Non-Construction	\$2,199,000.00	\$2,436,168.95	\$2,436,168.95	\$2,436,170.95	-\$237,168.95	-\$237,168.95	-\$237,170.95	0.90
54135	Small Kitchen Equipment	0	Non-Construction	\$1,170,000.00	\$1,170,000.00	\$1,170,000.00	\$1,169,000.00	+\$0.00	+\$0.00	+\$1,000.00	1.00
60135	Bond Costs	0	Non-Construction	\$8,400,000.00	\$0.00	\$0.00	\$8,400,000.00	+\$8,400,000.00	+\$8,400,000.00	+\$0.00	1.00
60235	SPLOST V Program Contingency	0	Non-Construction	\$13,345,434.00	\$0.00	\$0.00	\$22,731,434.00	+\$13,345,434.00	+\$13,345,434.00	-\$9,386,000.00	0.59
60335	DCSD Salary	0	Non-Construction	\$5,000,000.00	\$0.00	\$0.00	\$5,000,000.00	+\$5,000,000.00	+\$5,000,000.00	+\$0.00	1.00
60435	General Services - SPLOST V	0	Non-Construction	\$1,000,000.00	\$12,220.00	\$12,220.00	\$1,000,000.00	+\$987,780.00	+\$987,780.00	+\$0.00	1.00
60535	Program Consultants - SPLOST V	0	Non-Construction	\$13,000,000.00	\$7,292,908.60	\$7,292,908.60	\$13,000,000.00	+\$5,707,091.40	+\$5,707,091.40	+\$0.00	1.00
Overall - Total				\$561,000,000.00	\$166,166,026.64	\$126,087,617.20	\$640,633,246.14	\$394,833,973.36	+\$434,912,382.80	-\$79,633,246.14	
<i>EAC = Estimate at Completion</i>											

Table 9 - Projects with Negative Variance Amount:

Project Number	Project Name	Variance Amount (Current Budget - EAC)	Comment
10334	Cary Reynolds Elementary School ADA/Capital Renewal/Code Requirements	-\$1,595.61	Pending Budget Reallocation
30734	Chapel Hill ES - Capital Renewal	-\$23,602.53	Outstanding Amendment for A/E, Transfer Pending for GC
31134	Doraville Drivers Ed - Capital Renewal	-\$12,088.60	Pending Budget Reallocation
40034	Ashford Park ES - Capital Renewal - Code Requirements	-\$1,303.80	Pending Budget Reallocation
41534	Henderson Mill ES - Capital Renewal - Code Requirements	-\$14,608.56	Pending Budget Reallocation
41934	Margaret Harris Comprehensive School - Code Requirements	-\$380.89	Pending Budget Reallocation
50134	Austin Elementary School Replacement	-\$528.50	Pending Budget Reallocation
50534	McNair Middle School Replacement	-\$319,563.00	Potential project impact
50734	Pleasantdale Elementary School Replacement	-\$487,930.32	Forecasted cost impact
50934	Smoke Rise Elementary School Replacement	-\$670,776.00	Forecasted cost impact
51034	Comprehensive Arts School at former Avondale MS	-\$3,872,833.00	Escalation of Local Construction Market and Material Costs
10135	Sprinkler Installation A	-\$6,730,472.73	Additional cost due to Fire Marshal requirements not included in original scope calculation
10235	Sprinkler Installation B	-\$7,623,254.68	Additional cost due to Fire Marshal requirements not included in original scope calculation
10335	Sprinkler Installation C	-\$7,837,206.82	Additional cost due to Fire Marshal requirements not included in original scope calculation
11135	Fence Installation A	-\$538,705.32	Escalation of Local Construction Market and Material Costs
11235	Fence Installation B	-\$346,490.42	Escalation of Local Construction Market and Material Costs
11335	Fence Installation C	-\$282,905.32	Escalation of Local Construction Market and Material Costs
11535	Security Vestibules A	-\$854,469.57	Escalation of Local Construction Market and Material Costs
11635	Security Vestibules B	-\$702,469.57	Escalation of Local Construction Market and Material Costs
12135	Druid Hills HS - Security Vestibule, Fire Sprinkler, Accessibility Improvements	-\$1,547,822.36	Escalation of Local Construction Market and Material Costs
12235	Hambrick ES - Security Vestibule, Fire Sprinkler, Special Ed Restroom	-\$1,293,277.02	Escalation of Local Construction Market and Material Costs

Project Number	Project Name	Variance Amount (Current Budget - EAC)	Comment
20135	New Cross Keys MS (at Cross Keys HS)	-\$1,818,467.00	Escalation of Local Construction Market and Material Costs – EAC Reflects Proposed Scope Revisions – fmr. 21 IU addition, now 8 IU addition
21135	Cedar Grove HS - Auditorium Addition and Turf Installation at Football Practice Field	-\$3,941,823.80	Escalation of Local Construction Market and Material Costs – EAC Reflects Proposed Scope Revisions– Turf Installation at football practice field
21235	Chamblee HS - 30-Classroom Addition, Synthetic Turf at Football Practice Field	-\$4,949,833.75	Escalation of Local Construction Market and Material Costs
21435	New Cross Keys HS	-\$17,223,840.00	Escalation of Local Construction Market and Material Costs – EAC Reflects Proposed Scope Revisions- fmr. 119 IU school, now 98 IU.
21535	Dunwoody HS - 29-Classroom Addition and Synthetic Turf at Football Practice Field	-\$10,381,470.00	Increase in enrollment projections, Escalation of Local Construction Market, and Material Costs – EAC Reflects Proposed Scope Revisions– fmr. 26 IU addition, now 41 IU addition.
22135	John Lewis ES - New 900-Seat Prototype ES	-\$85,615.40	Escalation of Local Construction Market and Material Costs
22235	New Doraville United Elementary School - New 900-Seat Prototype ES	-\$275,271.39	Escalation of Local Construction Market and Material Costs
22335	Indian Creek ES - Tear Down and Rebuild of New 1200-Seat Prototype ES	-\$14,127,369.50	Escalation of Local Construction Market and Material Costs
30135	Turf Installation A	-\$1,291,111.11	Escalation of Local Construction Market and Material Costs
30235	Turf Installation B	-\$1,101,111.11	Escalation of Local Construction Market and Material Costs
32235	Redan MS - Restroom and Plumbing Fixture Replacement, Fire Sprinkler Install	-\$2,202,713.04	Escalation of Local Construction Market and Material Costs
34335	Druid Hills MS - Security Vestibule, Plumbing Fixture Replacement, Accessibility	-\$576,804.97	Escalation of Local Construction Market and Material Costs
34435	Midvale ES - Accessibility Improvements and Fire Sprinkler Installation	-\$1,304,686.96	Escalation of Local Construction Market and Material Costs
38135	Additional Parking Spaces at Various Schools	-\$653,134.06	Escalation of Local Construction Market and Material Costs
40235	Technology: ERP/Finance/HR System (Sales Tax and State Reimbursements)	-\$3,348,859.99	Delay in implementation has incurred additional implementation cost
51135	Support Vehicle Purchase	-\$75,000.00	Outstanding Budget Transfer Pending
53135	Portables	-\$237,170.95	Budget exceeded
60235	SPLOST V Program Contingency	-\$9,386,000.00	Escalation of Local Construction Market and Material Costs

Table 10 - ESPLOST IV Project Schedule Performance Measure (SPM) Report

Project Number	Project Name	Region	Project Phase	Baseline Start	Current Start	Baseline Finish	Current Finish	SPM
00234	Southwest DeKalb High School Addition	5	Construction	Nov-12	Nov-12	Apr-16-19	Sep-30-20	+533
00334	Warren Tech Hvac (Associated With 421-129)	2	Construction-Procure	Dec-12	Dec-12	Jul-31-20	Jul-31-20	+
10234	Canby Lane Elementary School ADA/Capital Renewal/Code Requirements	6	Completed	Jan-14	Jan-14	Jul-31-18	Jul-31-18	
10334	Cary Reynolds Elementary School ADA/Capital Renewal/Code Requirements	1	Closeout	Jan-14	Jan-14	Jul-31-18	Sep-14-18	
10434	Cedar Grove Elementary School ADA/Capital Renewal/Code Requirements	7	Completed	Apr-15	Apr-15	Aug-31-18	Aug-31-18	
10534	Chapel Hill Middle School ADA/Capital Renewal	5	Completed	Apr-15	Apr-15	Oct-17-18	Nov-19-18	
10634	Dresden Elementary School ADA/Capital Renewal	1	Closeout	Jan-14	Jan-14	Aug-05-19	Aug-23-19	
10934	Fairington Elementary School ADA/Capital Renewal/Code Requirement	5	Completed	Apr-15	Apr-15	Sep-18-18	Nov-19-18	
11034	Flat Shoals Elementary School ADA/Capital Renewal/Code Requirements	7	Completed	Apr-15	Apr-15	Jul-31-18	Aug-16-18	
11634	Kelley Lake Elementary School ADA/Capital Renewal/Code Requirements	7	Completed	Jan-14	Jan-14	Jul-31-18	Jul-31-18	
11834	Laurel Ridge Elementary School ADA/Capital Renewal/Code Requirements	2	Closeout	Apr-15	Apr-15	Oct-17-18	Nov-14-18	
11934	Lithonia Middle School ADA/Capital Renewal	3	Completed	Apr-15	Apr-15	Aug-14-18	Nov-19-18	
12234	Miller Grove Middle School ADA/Capital Renewal	5	Closeout	Nov-13	Nov-13	Jan-03-18	Jan-03-18	
12434	Murphey Candler Elementary School ADA/Capital Renewal	5	Completed	Apr-15	Apr-15	Sep-18-18	Nov-19-18	

Project Number	Project Name	Region	Project Phase	Baseline Start	Current Start	Baseline Finish	Current Finish	SPM
12634	Redan Elementary School ADA/Capital Renewal	3	Closeout	Jul-14	Jul-14	Jul-31-18	Jun-29-18	
12734	Rowland Elementary School ADA/Capital Renewal	6	Completed	Apr-15	Apr-15	May-18-18	Jul-31-18	
13934	Eagle Woods Academy - GNETS Facility	3	Construction	Jan-14	Jan-14	Jul-31-20	Aug-06-23	+1101
30034	Allgood ES - Capital Renewal	4	Closeout	Nov-13	Nov-13	Jul-31-18	Jul-31-19	
30434	Cedar Grove MS - Capital Renewal	7	Completed	Jan-14	Jan-14	May-31-18	May-31-18	
30634	Champion MS - Capital Renewal	4	Completed	Jul-14	Jul-14	May-09-18	Feb-20-18	
30734	Chapel Hill ES - Capital Renewal	5	Closeout	Nov-13	Nov-13	Aug-01-18	Jul-31-19	
30834	Columbia ES - Capital Renewal	6	Completed	Jan-14	Jan-14	May-31-18	May-31-18	
30934	Columbia MS - Capital Renewal	6	Completed	Apr-15	Apr-15	Mar-30-18	Mar-30-18	
31134	Doraville Drivers Ed - Capital Renewal	1	Closeout	Jan-14	Jan-14	Jul-02-18	Jul-31-19	
31334	Hightower ES - Capital Renewal	1	Construction-Procure	Jan-14	Jan-14	Jul-31-20	Jul-31-20	+
31834	McNair HS - Capital Renewal	7	Completed	Apr-15	Apr-15	Jul-31-18	Aug-31-18	
32134	Narvie Harris ES - Capital Renewal	5	Completed	Apr-15	Apr-15	Sep-24-18	Sep-24-18	
32334	Rock Chapel ES - Capital Renewal	3	Completed	Jan-14	Jan-14	Dec-04-17	Dec-04-17	

Project Number	Project Name	Region	Project Phase	Baseline Start	Current Start	Baseline Finish	Current Finish	SPM
32934	Stephenson HS - Capital Renewal	3	Completed	Jan-14	Jan-14	Dec-15-17	Dec-15-17	
33434	Towers HS - Culinary Arts Lab	6	Design	Feb-14	Feb-14	May-30-18	May-30-18	+
40034	Ashford Park ES - Capital Renewal - Code Requirements	1	Construction	Jan-14	Jan-14	Aug-05-19	Aug-22-19	+17
40434	Cedar Grove HS - Capital Renewal - Code Requirements	7	Completed	Jan-14	Jan-14	May-11-18	May-11-18	
41534	Henderson Mill ES - Capital Renewal - Code Requirements	2	Closeout	Mar-15	Mar-15	Sep-19-18	Feb-21-19	
41834	Livsey ES - Capital Renewal - Code Requirements	2	Closeout	Mar-15	Mar-15	Oct-29-18	Dec-20-18	
41934	Margaret Harris Comprehensive School - Code Requirements	2	Closeout	Jan-14	Jan-14	Jan-07-19	Aug-30-19	
42034	McLendon ES - Capital Renewal- Code Requirements	2	Closeout	Apr-15	Apr-15	Sep-19-18	Nov-14-18	
42334	Oakcliff ES - Capital Renewal- Code Requirements	1	Closeout	Jan-14	Jan-14	Jul-31-19	Jul-31-19	
42434	Pine Ridge ES - Capital Renewal- Code Requirements	3	Closeout	Jul-14	Jul-14	Jul-23-19	Jul-23-19	
42834	Snapfinger ES - Capital Renewal - Code Requirements	6	Completed	Apr-15	Apr-15	May-18-18	May-18-18	
43034	Woodridge ES - Capital Renewal - Code Requirements	5	Completed	Apr-15	Apr-15	Sep-18-18	Nov-19-18	
50134	Austin Elementary School Replacement	1	Closeout	Mar-13	Mar-13	Sep-30-19	Sep-30-19	
50234	Early Learning Center	0	Construction	Jul-17	Jul-17	Aug-27-19	Jul-31-19	-27

Project Number	Project Name	Region	Project Phase	Baseline Start	Current Start	Baseline Finish	Current Finish	SPM
50534	McNair Middle School Replacement	7	Construction	Nov-15	Nov-15	Aug-02-19	Aug-02-19	+
50734	Pleasantdale Elementary School Replacement	2	Construction	Mar-13	Mar-13	Apr-15-20	Apr-15-20	+
50834	Rockbridge Elementary School Replacement	4	Completed	Mar-13	Mar-13	Dec-12-17	Dec-12-17	
50934	Smoke Rise Elementary School Replacement	2	Construction	Mar-13	Mar-13	Jun-30-20	Nov-05-20	+128
51034	Comprehensive Arts School at former Avondale MS	2	Design	Feb-14	Feb-14	Jan-14-20	Nov-16-20	+307
51134	Coralwood Diagnostic Center Addition (Associated With Project 421-213)	2	Construction-Procure	Mar-17	Mar-17	Mar-04-20	Sep-29-20	+209
51534	Stone Mountain High School Renovations	4	Completed	Mar-14	Mar-14	Jul-31-18	Jul-31-18	
51634	John R. Lewis Elementary School Design	0	Closeout	Oct-12	Oct-12	Jul-30-18	Jul-30-18	
51934	Doraville United Elementary School Site Adaptation and Construction Administration Services	1	Construction	Jun-17	Jun-17	Mar-31-20	Mar-30-20	-1
90534	Demolition - Demolition	0	Completed	Oct-12	Oct-12	Apr-01-18	Sep-01-17	
99934	SPLOST IV Program Contingency	0	Non-Construction	Oct-12	Oct-12	Aug-31-17	Aug-31-17	

Table 11 - ESPLOST V Project Schedule Performance Measure (SPM) Report

Project #	Project Name	Region	Project Phase	Baseline Start	Early Start	Baseline Finish	Current Finish	SPM
10135	Sprinkler Installation A	0	Planning	Feb-21	Feb-21	Feb-21-24	Feb-21-24	+
10235	Sprinkler Installation B	0	Planning	Apr-21	Apr-21	Apr-01-24	Apr-01-24	+
10335	Sprinkler Installation C	0	Planning	Jun-21	Jun-21	Jun-14-24	Jun-14-24	+
10935	Life, Safety Set-aside	0	Non-Construction	Jul-17	Jul-17	Jun-30-22	Jun-30-22	
11135	Fence Installation A	0	Planning	Apr-20	Apr-20	Aug-24-21	Aug-24-21	+
11235	Fence Installation B	0	Planning	May-20	May-20	Oct-06-21	Oct-06-21	+
11335	Fence Installation C	0	Planning	Sep-20	Sep-20	Feb-24-22	Feb-24-22	+
11535	Security Vestibules A	0	Planning	Jun-20	Jun-20	Dec-14-22	Dec-14-22	+
11635	Security Vestibules B	0	Planning	Mar-20	Mar-20	Aug-29-22	Aug-29-22	+
12135	Druid Hills HS - Security Vestibule, Fire Sprinkler, Accessibility Improvements	2	Planning	Jul-19	Jul-19	Nov-30-21	Nov-30-21	+
12235	Hambrick ES - Security Vestibule, Fire Sprinkler, Special Ed Restroom	4	Planning	Mar-20	Mar-20	Jul-20-22	Jul-20-22	+
20135	New Cross Keys MS (at Cross Keys HS)	1	Design	Mar-17	Mar-17	Apr-09-20	Mar-29-22	+719
20235	Freedom MS - 17-Classroom Addition, Security Vestibule	4	Planning	Jan-20	Jan-20	Jan-23-23	Jan-23-23	+

Project #	Project Name	Region	Project Phase	Baseline Start	Early Start	Baseline Finish	Current Finish	SPM
20335	Peachtree MS - 26-Classroom Addition	1	Planning	Oct-19	Oct-19	Mar-03-23	Mar-03-23	+
21135	Cedar Grove HS - Auditorium Addition and Turf Installation at Football Practice Field	7	Construction-Procure	Aug-17	Aug-17	Sep-09-20	Nov-11-20	+63
21235	Chamblee HS - 30-Classroom Addition, Synthetic Turf at Football Practice Field	1	Design	Mar-17	Mar-17	Aug-18-21	Aug-18-21	+
21335	Clarkston HS - 32-Classroom Addition, Synthetic Turf, Security Vestibule, Accessibility Improvements	4	Design	Feb-18	Feb-18	Jul-07-22	Jul-07-22	+
21435	New Cross Keys HS	1	Design	Aug-17	Aug-17	Sep-08-21	Oct-22-21	+44
21535	Dunwoody HS - 29-Classroom Addition and Synthetic Turf at Football Practice Field	1	Design	Sep-17	Sep-17	Jun-30-22	Aug-01-22	+32
21635	Lakeside HS - 38-Classroom Addition and Synthetic Turf at Football Practice Field	2	Design	Jan-18	Jan-18	Mar-30-22	Feb-14-22	-44
22135	John Lewis ES - New 900-Seat Prototype ES	1	Closeout	Jun-17	Jan-14	Jun-28-19	Jul-12-19	
22235	New Doraville United Elementary School - New 900-Seat Prototype ES	1	Construction	Mar-17	Mar-17	May-05-20	Feb-26-20	-69
22335	Indian Creek ES - Tear Down and Rebuild of New 1200-Seat Prototype ES	4	Construction	Mar-17	Mar-17	May-18-21	May-18-21	+
30135	Turf Installation A	0	Planning	Jan-14	Jan-14	Feb-24-23	Feb-24-23	+
30235	Turf Installation B	0	Planning	Nov-20	Nov-20	Jan-09-23	Jan-09-23	+
31135	Playground Replacement	0	Completed	Mar-17	Mar-17	Oct-02-18	Oct-02-18	
32135	Plumbing Fixture Replacement	0	Planning	Jun-21	Jun-21	Oct-05-23	Oct-05-23	+

Project #	Project Name	Region	Project Phase	Baseline Start	Early Start	Baseline Finish	Current Finish	SPM
32235	Redan MS - Restroom and Plumbing Fixture Replacement, Fire Sprinkler Install	3	Planning	Jun-20	Jun-20	Oct-21-22	Oct-21-22	+
33135	Lead-in-Water Testing Set-Aside	0	Non-Construction	Sep-17	Jul-17	Aug-31-19	Jun-30-22	
34135	Accessibility Improvements and Plumbing Fixtures	0	Planning	Mar-21	Mar-21	Jul-31-23	Jul-31-23	+
34235	ADA Restroom Upgrades	0	Planning	Sep-17	Sep-17	Jun-15-22	Jun-15-22	+
34335	Druid Hills MS - Security Vestibule, Plumbing Fixture Replacement, Accessibility	2	Planning	Apr-21	Apr-21	Aug-31-23	Aug-31-23	+
34435	Midvale ES - Accessibility Improvements and Fire Sprinkler Installation	2	Planning	Mar-20	Mar-20	Jul-29-22	Jun-28-22	-31
35135	Henderson Mill ES - Replace Roof, Plumbing, HVAC, Electrical	2	Planning	Nov-20	Nov-20	Jul-31-23	Jul-31-23	+
35235	Toney ES - Replace Plumbing, HVAC, Electrical, Site Utilities	6	Planning	Feb-19	Feb-19	Oct-29-21	Oct-21-21	-8
35335	Kittredge Magnet - Replace Plumbing, HVAC, Electrical, Site Improvements, Sprinkler	1	Planning	Dec-20	Dec-20	Aug-30-23	Aug-30-23	+
35435	Eldridge Miller ES - Replace Plumbing, HVAC, Fire Protection, Electrical	3	Planning	Feb-19	Feb-19	Apr-08-22	Apr-08-22	+
35535	Stoneview ES - Replace HVAC, Electrical, Site Improvements, Site Utilities	3	Planning	Apr-20	Apr-20	Dec-27-22	Dec-27-22	+
35635	Cary Reynolds ES - Replace Roof, HVAC, Security Vestibule, Site Utilities	1	Planning	Dec-20	Dec-20	Aug-30-23	Aug-30-23	+
35735	Briar Vista ES - Replace Roof, Electrical, Site Utilities, Plumbing Fixtures, Security Vestibule	2	Planning	Jan-21	Jan-21	Sep-28-23	Sep-28-23	+
35835	Champion Theme MS - Replace Site Utilities, HVAC, Plumbing Fixtures, Install Sprinklers	4	Planning	May-20	May-20	Jan-31-23	Jan-26-23	-5

Project #	Project Name	Region	Project Phase	Baseline Start	Early Start	Baseline Finish	Current Finish	SPM
35935	Livsey ES - Replace HVAC, Plumbing, Site Utilities	2	Planning	Feb-21	Feb-21	Oct-31-23	Oct-31-23	+
36035	DeKalb HS of Technology South - Replace HVAC, Plumbing & Site Improvements	7	Planning	Jul-20	Jul-20	Mar-30-23	Mar-30-23	+
36135	Fairington ES - Replace Roofing and Plumbing Fixtures; Site Improvements	5	Planning	Jul-20	Jul-20	Nov-30-22	Nov-18-22	-12
36235	Dresden ES - Replace HVAC and Site Utilities; Site Improvements	1	Planning	Mar-21	Mar-21	Nov-30-23	Nov-30-23	+
36335	Kingsley ES - Replace HVAC; Site Improvements; Install Sprinklers	1	Planning	Nov-17	Apr-21	Aug-31-23	Aug-31-23	+
36435	Hawthorne ES - Replace HVAC and Plumbing; Site Improvements	2	Planning	May-21	May-21	Jan-31-24	Jan-31-24	+
36535	Salem MS - Replace Major Systems with Emphasis on HVAC	5	Planning	Aug-20	Aug-20	Apr-28-23	Apr-28-23	+
36635	Rock Chapel ES - Replace Major Systems with Emphasis on HVAC and Site Improvements	3	Planning	Sep-20	Sep-20	May-31-23	May-31-23	+
37135	Bus Parking Pavement	0	Closeout	Mar-17	Mar-17	Mar-29-19	Jul-01-19	
38135	Additional Parking Spaces at Various Schools	0	Planning	Jun-21	Jun-21	Feb-15-24	Feb-15-24	+
40135	Technology: ERP/Finance/HR System (Bond, Initial Capital)	0	Non-Construction	Mar-17	Mar-17	Jun-30-22	Jun-30-22	
40235	Technology: ERP/Finance/HR System (Sales Tax and State Reimbursements)	0	Non-Construction	Oct-17	Oct-17	Sep-30-20	Sep-30-20	
41135	Technology: Computer Refresh A (Bond)	0	Non-Construction	Mar-17	Mar-17	Jun-30-22	Jun-30-22	
41235	Technology: Computer Refresh B (Sales Tax and State Reimbursements)	0	Non-Construction	Jan-19	Jul-17	Dec-31-22	Jun-30-22	

Project #	Project Name	Region	Project Phase	Baseline Start	Early Start	Baseline Finish	Current Finish	SPM
42135	Technology: Telecommunications Upgrade	0	Non-Construction	Jan-18	Jan-18	Dec-31-21	Dec-31-21	
43135	Technology: Safety and Security	0	Non-Construction	Jul-17	Jul-17	Jun-30-22	Jun-30-22	
44135	Technology: Active Boards A (Bonds)	0	Non-Construction	Mar-17	Mar-17	Feb-28-19	Feb-28-19	
44235	Technology: Active Boards B (Sales Tax and State Reimbursements)	0	Non-Construction	Jul-17	Jul-17	Jun-30-22	Jun-30-22	
45135	Technology Infrastructure	0	Non-Construction	Jan-18	Jul-17	Dec-31-21	Jun-30-22	
50135	School Bus Purchase A (Bond)	0	Non-Construction	Mar-17	Mar-17	Aug-31-17	Aug-31-17	
50235	School Bus Purchase B (Sales Tax and State Reimbursements)	0	Non-Construction	Dec-19	Dec-19	May-31-20	May-31-20	
51135	Support Vehicle Purchase	0	Non-Construction	Mar-17	Mar-17	Aug-31-17	Aug-31-17	
52135	Musical Instruments	0	Non-Construction	Aug-17	Aug-17	Jul-31-22	Jul-31-22	
53135	Portables	0	Non-Construction	Mar-17	Mar-17	Aug-31-17	Aug-31-17	
54135	Small Kitchen Equipment	0	Non-Construction	Aug-20	Aug-20	Jan-31-21	Jan-31-21	
60135	Bond Costs	0	Non-Construction	Jan-19	Jul-19	Dec-31-22	Dec-31-22	
60235	SPLOST V Program Contingency	0	Non-Construction	Jun-18	Jul-17	May-31-23	Jun-30-22	
60335	DCSD Salary	0	Non-Construction	Sep-17	Sep-17	Aug-31-22	Aug-31-22	

Project #	Project Name	Region	Project Phase	Baseline Start	Early Start	Baseline Finish	Current Finish	SPM
60435	General Services - SPLOST V	0	Non-Construction	Aug-17	Aug-17	Jul-31-22	Jul-31-22	
60535	Program Consultants - SPLOST V	0	Non-Construction	Oct-17	Oct-17	Sep-30-22	Sep-30-22	

Table 12 - Projects with SPM currently indicating red:

Project Number	Project Name	Scheduled Performance Measure	Comment
00234	Southwest DeKalb High School Addition	+533	Scope Additions
13934	Eagle Woods Academy - GNETS Facility	+1101	Scope Additions
40034	Ashford Park ES - Capital Renewal - Code Requirements	+17	Awarded late for Summer 2018 Start
50934	Smoke Rise Elementary School Replacement	+128	Delay to purchase new property
51034	Comprehensive Arts School at former Avondale MS	+307	Awaiting District Direction
51134	Coralwood Diagnostic Center Addition (Associated With Project 421-213)	+209	District reset project budget / scope – Bids received were unresponsive – Contract awarded. Awaiting fully executed contract.
20135	New Cross Keys MS (at Cross Keys HS)	+719	New enrollment projections – Revised scope and budget – Awaiting district direction
21135	Cedar Grove HS - Auditorium Addition and Turf Installation at Football Practice Field	+63	Revised scope and budget – Awaiting district direction - Bids received were unresponsive – Currently out for 2nd procurement
21435	New Cross Keys HS	+44	New enrollment projections – Revised scope and budget – Awaiting district direction
21535	Dunwoody HS - 29-Classroom Addition and Synthetic Turf at Football Practice Field	+32	Revised Scope and Budget – Awaiting District Direction

E-SPLOST IV & V Legend

Green Project is ahead of schedule or under budget

Amber Project is on schedule and at budget

Red Project is behind schedule or over budget

Notes:

N/A values reflect projects with no current budgets applied.

Table 13: Closeout and Completed Project List:

SPLOST IV / V	Project Number	Project Name	Scope	Phase	Substantial Completion	Estimated Completion Date	Comment
SPLOST IV	10334	Cary Reynolds Elementary School ADA/Capital Renewal/Code Requirements	Capital Renewal	Closeout	Sep-18	Sep-19	Recently entered closeout
SPLOST IV	10634	Dresden Elementary School ADA/Capital Renewal	Capital Renewal	Closeout	Aug-19	Aug-20	Recently entered closeout
SPLOST IV	11834	Laurel Ridge Elementary School ADA/Capital Renewal/Code Requirements	Capital Renewal	Closeout	Nov-18	Nov-19	PM to provide Comment
SPLOST IV	12234	Miller Grove Middle School ADA/Capital Renewal	Capital Renewal	Closeout	Jan-18	Jan-19	PM to provide Comment
SPLOST IV	12634	Redan Elementary School ADA/Capital Renewal	Capital Renewal	Closeout	Jun-18	Jun-19	PM to set up 11 month walk, Contractor close-out checklist turned over to Contractor for missing items
SPLOST IV	30034	Allgood ES - Capital Renewal	Capital Renewal	Closeout	Jul-19	Jul-20	Recently entered closeout
SPLOST IV	30734	Chapel Hill ES - Capital Renewal	Capital Renewal	Closeout	Jul-19	Jul-20	Recently entered closeout
SPLOST IV	31134	Doraville Drivers Ed - Capital Renewal	Capital Renewal	Closeout	Jul-19	Jul-20	Recently entered closeout
SPLOST IV	41534	Henderson Mill ES - Capital Renewal - Code Requirements	Capital Renewal	Closeout	Feb-19	Feb-20	Change order work finished in June - Contractor close-out checklist turned over to PM for follow-up
SPLOST IV	41834	Livsey ES - Capital Renewal - Code Requirements	Capital Renewal	Closeout	Dec-18	Dec-19	Contractor close-out after summer - Contractor close-out checklist turned over to PM for follow-up
SPLOST IV	41934	Margaret Harris Comprehensive School - Code Requirements	Code Requirements	Closeout	Aug-19	Aug-20	Recently entered closeout
SPLOST IV	42034	McLendon ES - Capital Renewal- Code Requirements	Code Requirements	Closeout	Nov-18	Nov-19	Contractor close-out after summer - Contractor close-out checklist turned over to PM for follow-up
SPLOST IV	42334	Oakcliff ES - Capital Renewal- Code Requirements	Capital Renewal	Closeout	Jul-19	Jul-20	Recently entered closeout
SPLOST IV	42434	Pine Ridge ES - Capital Renewal- Code Requirements	Capital Renewal	Closeout	Jul-19	Jul-20	Recently entered closeout
SPLOST IV	50134	Austin Elementary School Replacement	Rep Austin ES etc	Closeout	Sep-19	Sep-20	PM to provide Comment
SPLOST IV	51634	John R. Lewis Elementary School Design		Closeout	Jul-18	Jul-19	PM to provide Comment
SPLOST V	22135	John Lewis ES - New 900-Seat Prototype ES		Closeout	Jul-19	Jul-20	Recently entered closeout
SPLOST V	37135	Bus Parking Pavement		Closeout	Jul-19	Jul-20	Recently entered closeout

SPLOST IV / V	Project Number	Project Name	Scope	Phase	Substantial Completion	Estimated Completion Date	Comment
SPLOST IV	10234	Canby Lane Elementary School ADA/Capital Renewal/Code Requirements	Capital Renewal	Completed	Jul-18	Jul-19	
SPLOST IV	10434	Cedar Grove Elementary School ADA/Capital Renewal/Code Requirements	Capital Renewal	Completed	Aug-18	Aug-19	
SPLOST IV	10534	Chapel Hill Middle School ADA/Capital Renewal	ADA Improvements	Completed	Nov-18	Nov-19	
SPLOST IV	10934	Fairington Elementary School ADA/Capital Renewal/Code Requirement	Capital Renewal	Completed	Nov-18	Nov-19	
SPLOST IV	11034	Flat Shoals Elementary School ADA/Capital Renewal/Code Requirements	Capital Renewal	Completed	Aug-18	Aug-19	
SPLOST IV	11634	Kelley Lake Elementary School ADA/Capital Renewal/Code Requirements	Capital Renewal	Completed	Jul-18	Jul-19	
SPLOST IV	11934	Lithonia Middle School ADA/Capital Renewal	ADA Improvements	Completed	Nov-18	Nov-19	
SPLOST IV	12434	Murphey Candler Elementary School ADA/Capital Renewal	Capital Renewal	Completed	Nov-18	Nov-19	
SPLOST IV	12734	Rowland Elementary School ADA/Capital Renewal	Capital Renewal	Completed	Jul-18	Jul-19	
SPLOST IV	30434	Cedar Grove MS - Capital Renewal	Capital Renewal	Completed	May-18	May-19	
SPLOST IV	30634	Champion MS - Capital Renewal	Capital Renewal	Completed	Feb-18	Feb-19	
SPLOST IV	30834	Columbia ES - Capital Renewal	Capital Renewal	Completed	May-18	May-19	
SPLOST IV	30934	Columbia MS - Capital Renewal	Capital Renewal	Completed	Mar-18	Mar-19	
SPLOST IV	31834	McNair HS - Capital Renewal	Capital Renewal	Completed	Aug-18	Aug-19	
SPLOST IV	32134	Narvie Harris ES - Capital Renewal	Capital Renewal	Completed	Sep-18	Sep-19	
SPLOST IV	32334	Rock Chapel ES - Capital Renewal	Capital Renewal	Completed	Dec-17	Dec-18	
SPLOST IV	32934	Stephenson HS - Capital Renewal	Capital Renewal	Completed	Dec-17	Dec-18	
SPLOST IV	40434	Cedar Grove HS - Capital Renewal - Code Requirements	Capital Renewal	Completed	May-18	May-19	
SPLOST IV	42834	Snapfinger ES - Capital Renewal - Code Requirements	Capital Renewal	Completed	May-18	May-19	

SPLOST IV / V	Project Number	Project Name	Scope	Phase	Substantial Completion	Estimated Completion Date	Comment
SPLOST IV	43034	Woodridge ES - Capital Renewal - Code Requirements	Capital Renewal	Completed	Nov-18	Nov-19	
SPLOST IV	50834	Rockbridge Elementary School Replacement	Replacement Elementary School	Completed	Dec-17	Dec-18	
SPLOST IV	51534	Stone Mountain High School Renovations	Renov of SMHS	Completed	Jul-18	Jul-19	
SPLOST IV	90534	Demolition - Demolition	Demolition	Completed	Sep-17	Sep-18	
SPLOST V	31135	Playground Replacement		Completed	Oct-18	Oct-19	

*Note for this reporting period: This closeout list is currently tracking only SPLOST V and the 49 SPLOST IV Carryover projects.

This Page Is Intentionally Left Blank

Capital Improvement Program

MONTHLY STATUS REPORT

APPENDICES

- Appendix A - E-SPLOST IV Carryover Program Information
- Appendix B - E-SPLOST V Program Information
- Appendix C - E-SPLOST V Funding - Planned vs. Actual
- Appendix D – E-SPLOST V Funding, Commitments and Expenditures



APPENDICES

ATTACHMENTS

This section of the report includes the following appendices:

- *E-SPLOST IV & V Program Information*
- *E-SPLOST V Funding, Obligations, and Expenditures*
- *E-SPLOST V Funding Sources*

E-SPLOST IV Carryover Program Information

Project Number	Project	PM	Phase	Current Budget	Current Commitment	Current Expenditures	EAC	Current Budget - Commitments	Current Budget - Expenditures	Current Budget - EAC	Current Start Date	Current Finish Date	E-SPLOST IV Scope Description
00234	Southwest DeKalb High School Addition	Fernandez	Construction	\$22,366,730.68	\$21,990,963.65	\$20,761,782.56	\$22,366,730.68	+\$375,767.03	+\$1,604,948.12	+\$0.00	Nov-12	Oct-20	This will provide for modifications and upgrades to the existing buildings and facilities that will include, but not be limited to: Kitchen equipment replacement, replace HVAC system w/ new heat pumps and RTU's, provide new DDC Energy Management Controls, replace existing ceilings and electrical lighting fixtures throughout entire facility, provide new emergency generator in accordance with DCSD standards, replace existing cooling towers, pumps, boilers, and heat exchangers, provide water treatment for existing piping system, install new 3000 gal grease trap, RPZ on existing domestic and fire water supply lines, replace Roof Hatches and ladders with OSHA compliant systems, fire and life safety upgrades.
			PRECONST	\$73,321.00	\$73,321.00	\$73,918.53	\$73,321.00	+\$0.00	-\$597.53	+\$0.00			
			ARCHITECT	\$1,010,078.13	\$1,010,022.13	\$471,519.13	\$966,426.13	+\$56.00	+\$538,559.00	+\$43,652.00			
			GENCONTR	\$18,529,316.55	\$18,593,010.12	\$17,901,734.50	\$19,295,810.97	-\$63,693.57	+\$627,582.05	-\$766,494.42			
			CONSTRSVC	\$1,141,381.00	\$1,094,139.33	\$1,094,139.33	\$1,141,978.53	+\$47,241.67	+\$47,241.67	-\$597.53			
			FFE	\$813,928.00	\$783,369.43	\$783,369.43	\$813,696.77	+\$30,558.57	+\$30,558.57	+\$231.23			
			TECHNOLOGY	\$798,706.00	\$437,101.64	\$437,101.64	\$75,497.28	+\$361,604.36	+\$361,604.36	+\$723,208.72			
00334	Warren Tech Hvac (Associated With 421-129)	Atta	Construction-Procure	\$2,555,114.00	\$1,894,034.00	\$1,586,464.00	\$2,295,114.00	+\$661,080.00	+\$968,650.00	+\$260,000.00	Dec-12	Aug-20	The Scope of Work for this project shall include, but not be limited to, the following: <ul style="list-style-type: none"> • New resilient flooring in locations of possible asbestos containing floor tiles. • Modifications to interior and exterior ramps to make them ADA compliant. • Parking improvements including repairing curbs, repaving, and updating the accessible parking to make them ADA compliant and include van accessible parking stalls. • Accessible routes to all site features (fields, gardens, structures, etc.). • Replacement of the cooling tower and the boiler. • Modifications to restrooms to make them ADA compliant.
			ARCHITECT	\$50,000.00	\$47,650.00	\$41,350.00	\$50,000.00	+\$2,350.00	+\$8,650.00	+\$0.00			

E-SPLOST IV Carryover Program Information

Project Number	Project	PM	Phase	Current Budget	Current Commitment	Current Expenditures	EAC	Current Budget - Commitments	Current Budget - Expenditures	Current Budget - EAC	Current Start Date	Current Finish Date	E-SPLOST IV Scope Description
			GENCONTR	\$2,455,114.00	\$1,846,384.00	\$1,545,114.00	\$2,195,114.00	+\$608,730.00	+\$910,000.00	+\$260,000.00			
			PRGCONTIN	\$50,000.00	\$0.00	\$0.00	\$50,000.00	+\$50,000.00	+\$50,000.00	+\$0.00			
10234	Canby Lane Elementary School ADA/Capital Renewal/Code Requirements	Atta	Completed	\$3,846,439.60	\$3,816,059.94	\$3,814,987.94	\$3,846,439.60	+\$30,379.66	+\$31,451.66	+\$0.00	Jan-14	Aug-18	The elements of construction are as follows: Construct new ADA compliant parking spaces and accessible route to school building, remove and replace existing acoustic ceiling tiles in corridors and limited areas in cafeteria and media center, remove and replace gypsum board ceilings in kitchen and restrooms, replace classroom doors in corridor, install HVAC in the existing gymnasium, install 3000 gallon Grease Trap and RPZ backflow preventer, remove and replace existing water source heat pumps and DDC controls, install air conditioning unit in kitchen and cafeteria, remove and replace the kitchen exhaust hood, replace existing dry storage shelving, update BAS controls, remove and replace existing roofing system, and install new roof access hatch.
			PRECONST	\$42,407.00	\$40,357.75	\$40,357.75	\$42,407.00	+\$2,049.25	+\$2,049.25	+\$0.00			
			ARCHITECT	\$135,982.00	\$133,050.00	\$131,979.00	\$135,982.00	+\$2,932.00	+\$4,003.00	+\$0.00			
			GENCONTR	\$3,613,896.60	\$3,610,979.00	\$3,610,978.00	\$3,613,896.60	+\$2,917.60	+\$2,918.60	+\$0.00			
			CONSTRSVC	\$50,154.00	\$31,673.19	\$31,673.19	\$50,154.00	+\$18,480.81	+\$18,480.81	+\$0.00			
			PRGCONTIN	\$4,000.00	\$0.00	\$0.00	\$4,000.00	+\$4,000.00	+\$4,000.00	+\$0.00			
10334	Cary Reynolds Elementary School ADA/Capital Renewal/Code Requirements	Atta	Closeout	\$1,280,870.87	\$1,281,721.10	\$1,038,272.96	\$1,282,466.48	-\$850.23	+\$242,597.91	-\$1,595.61	Jan-14	Aug-19	The elements of construction are as follows: Replace the existing grease trap and backflow preventer, install a 20 ton package HVAC system for the gymnasium, upgrade the existing lighting system throughout the school, replace/upgrade the existing electrical service to support the current building loads, provide ADA and fire life safety upgrades as appropriate for the scope of work above.
			PRECONST	\$2,820.75	\$2,820.75	\$2,820.75	\$2,820.75	+\$0.00	+\$0.00	+\$0.00			
			ARCHITECT	\$74,275.87	\$75,871.48	\$75,591.48	\$75,871.48	-\$1,595.61	-\$1,315.61	-\$1,595.61			
			GENCONTR	\$1,188,684.25	\$1,187,938.87	\$944,770.73	\$1,188,684.25	+\$745.38	+\$243,913.52	+\$0.00			
			CONSTRSVC	\$15,090.00	\$15,090.00	\$15,090.00	\$15,090.00	+\$0.00	+\$0.00	+\$0.00			
10434	Cedar Grove Elementary School	Atta	Completed	\$3,347,215.61	\$2,957,245.55	\$2,947,645.55	\$3,347,215.61	+\$389,970.06	+\$399,570.06	+\$0.00	Apr-15	Oct-18	The elements of construction are as follows: Replace grease trap and

E-SPLOST IV Carryover Program Information

Project Number	Project	PM	Phase	Current Budget	Current Commitment	Current Expenditures	EAC	Current Budget - Commitments	Current Budget - Expenditures	Current Budget - EAC	Current Start Date	Current Finish Date	E-SPLOST IV Scope Description
	ADA/Capital Renewal/Code Requirements												back flow preventer, install a 20 ton HVAC package in the gym, provide energy enhanced controls and instrumentation for roof top units, replace the roof top units and fan coil units on the 1975 and 1978 buildings, replace the roof on the 1975 and 1978 buildings replace the roof asphalt shingles on the 1975 and 1978 buildings, replace the kitchen including the equipment, flooring & rerouting of floor drains, replace the cooling tower, pumps, piping and valves, re-grade and re-slope entry sidewalk to eliminate flooding, replace the dry storage area shelving and flooring, eliminate the scope of work associated with the replacement of the quarry tile in the kitchen area from the Base Bid, eliminate the scope of work associated with rerouting the floor drains in the kitchen area from the Base Bid.
			PRECONST	\$20,320.00	\$2,619.50	\$2,619.50	\$20,320.00	+\$17,700.50	+\$17,700.50	+\$0.00			
			ARCHITECT	\$168,864.00	\$166,550.00	\$156,950.00	\$168,864.00	+\$2,314.00	+\$11,914.00	+\$0.00			
			GENCONTR	\$3,105,291.61	\$2,736,321.00	\$2,736,321.00	\$3,105,291.61	+\$368,970.61	+\$368,970.61	+\$0.00			
			CONSTRSVC	\$52,740.00	\$51,755.05	\$51,755.05	\$52,740.00	+\$984.95	+\$984.95	+\$0.00			
10534	Chapel Hill Middle School ADA/Capital Renewal	Fernandez	Completed	\$152,929.00	\$151,575.28	\$151,575.28	\$151,575.28	+\$1,353.72	+\$1,353.72	+\$1,353.72	Apr-15	Nov-18	The elements of construction are as follows: Replace the gym lighting, provide playfield access, renovate the unisex adult restroom for ADA compliance, replace the drinking fountains, Deductive Alternate "Renovate the parking lot". Deductive Alternate "Renovate the hall restrooms for ADA compliance".
			ARCHITECT	\$17,000.00	\$16,210.00	\$16,210.00	\$16,210.00	+\$790.00	+\$790.00	+\$790.00			
			GENCONTR	\$135,929.00	\$135,365.28	\$135,365.28	\$135,365.28	+\$563.72	+\$563.72	+\$563.72			
10634	Dresden Elementary School ADA/Capital Renewal	Albanese	Closeout	\$1,916,567.00	\$1,851,367.67	\$1,747,688.93	\$1,875,681.96	+\$65,199.33	+\$168,878.07	+\$40,885.04	Jan-14	Aug-19	The elements of construction are as follows: Roof replacement, replace kitchen equipment, replacement lighting system throughout the school, ADA upgrades to the restroom and parking lot
			PRECONST	\$10,996.00	\$3,142.46	\$3,142.46	\$3,142.46	+\$7,853.54	+\$7,853.54	+\$7,853.54			
			ARCHITECT	\$109,398.33	\$127,585.83	\$107,841.56	\$106,812.50	-\$18,187.50	+\$1,556.77	+\$2,585.83			

E-SPLOST IV Carryover Program Information

Project Number	Project	PM	Phase	Current Budget	Current Commitment	Current Expenditures	EAC	Current Budget - Commitments	Current Budget - Expenditures	Current Budget - EAC	Current Start Date	Current Finish Date	E-SPLOST IV Scope Description
			GENCONTR	\$1,745,727.00	\$1,720,639.38	\$1,636,704.91	\$1,745,727.00	+\$25,087.62	+\$109,022.09	+\$0.00			
			CONSTRSVC	\$45,719.00	\$0.00	\$0.00	\$20,000.00	+\$45,719.00	+\$45,719.00	+\$25,719.00			
			PRGCONTIN	\$4,726.67	\$0.00	\$0.00	\$0.00	+\$4,726.67	+\$4,726.67	+\$4,726.67			
10934	Fairington Elementary School ADA/Capital Renewal/Code Requirement	Fernandez	Completed	\$340,881.00	\$339,701.00	\$339,701.00	\$339,701.00	+\$1,180.00	+\$1,180.00	+\$1,180.00	Apr-15	Nov-18	The elements of construction are as follows: Replace grease trap and backflow preventer, install a 20 ton HVAC package in the gym, Deductive Alternate "Renovate hall restrooms for ADA compliance".
			ARCHITECT	\$21,000.00	\$19,820.00	\$19,820.00	\$19,820.00	+\$1,180.00	+\$1,180.00	+\$1,180.00			
			GENCONTR	\$319,881.00	\$319,881.00	\$319,881.00	\$319,881.00	+\$0.00	+\$0.00	+\$0.00			
11034	Flat Shoals Elementary School ADA/Capital Renewal/Code Requirements	Atta	Completed	\$372,747.00	\$367,495.91	\$346,562.02	\$366,747.09	+\$5,251.09	+\$26,184.98	+\$5,999.91	Apr-15	Oct-18	The elements of construction are as follows: Replace grease trap and backflow preventer, install a 20 ton HVAC package at gym, Alternate: Renovate hall restrooms for ADA compliance.
			ARCHITECT	\$18,999.00	\$17,820.00	\$17,820.00	\$18,999.00	+\$1,179.00	+\$1,179.00	+\$0.00			
			GENCONTR	\$349,195.00	\$343,195.09	\$322,261.20	\$343,195.09	+\$5,999.91	+\$26,933.80	+\$5,999.91			
			CONSTRSVC	\$3,037.00	\$6,480.82	\$6,480.82	\$3,037.00	-\$3,443.82	-\$3,443.82	+\$0.00			
			PRGCONTIN	\$1,516.00	\$0.00	\$0.00	\$1,516.00	+\$1,516.00	+\$1,516.00	+\$0.00			
11634	Kelley Lake Elementary School ADA/Capital Renewal/Code Requirements	Atta	Completed	\$4,176,112.12	\$4,086,543.22	\$4,086,543.22	\$3,932,426.12	+\$89,568.90	+\$89,568.90	+\$243,686.00	Jan-14	Aug-18	The elements of construction are as follows: Remove and replace existing ceiling in corridors, kitchen and in limited areas of cafeteria and media center, replace louvers with solid panels in corridor/classroom doors, seal wall openings at classrooms and install fire dampers at ductwork, paint limited areas of corridor walls, install new 3000 gallon grease trap and RPZ device, remove and replace existing water source heat pumps with DDC controls; remove and replace water piping; install energy recovery unit system, install water treatment system; service the existing chiller; install RTU's to condition the cafeteria; install air conditioning in kitchen and cafeteria, new electrical service to accommodate new HVAC system, new gas service and piping to new HVAC rooftop equipment, remove and replace the existing kitchen hood system, add HVAC to existing gymnasium, remove heating units and

E-SPLOST IV Carryover Program Information

Project Number	Project	PM	Phase	Current Budget	Current Commitment	Current Expenditures	EAC	Current Budget - Commitments	Current Budget - Expenditures	Current Budget - EAC	Current Start Date	Current Finish Date	E-SPLOST IV Scope Description
													replace limited areas of metal siding on existing gym associated with such, replace existing dry storage shelving, remove an
			PRECONST	\$22,899.00	\$18,745.40	\$18,745.40	\$22,899.00	+\$4,153.60	+\$4,153.60	+\$0.00			
			ARCHITECT	\$163,831.00	\$161,550.00	\$161,550.00	\$163,831.00	+\$2,281.00	+\$2,281.00	+\$0.00			
			GENCONTR	\$3,910,949.12	\$3,872,889.00	\$3,872,889.00	\$3,667,263.12	+\$38,060.12	+\$38,060.12	+\$243,686.00			
			CONSTRSVC	\$78,433.00	\$33,358.82	\$33,358.82	\$78,433.00	+\$45,074.18	+\$45,074.18	+\$0.00			
11834	Laurel Ridge Elementary School ADA/Capital Renewal/Code Requirements	Albanese	Closeout	\$383,127.80	\$313,259.38	\$313,259.18	\$381,033.38	+\$69,868.42	+\$69,868.62	+\$2,094.42	Apr-15	Nov-18	The elements of construction are as follows: Provide ADA renovations to the existing hall restrooms, replace existing grease traps in the kitchen, installation of new RPZ water backflow preventer on unprotected water line (as necessary), installation of a 20 ton HVAC package system for the Gymnasium
			ARCHITECT	\$35,443.00	\$30,550.00	\$30,550.00	\$35,443.00	+\$4,893.00	+\$4,893.00	+\$0.00			
			GENCONTR	\$287,658.80	\$282,709.38	\$282,709.18	\$285,564.38	+\$4,949.42	+\$4,949.62	+\$2,094.42			
			CONSTRSVC	\$12,332.00	\$0.00	\$0.00	\$12,332.00	+\$12,332.00	+\$12,332.00	+\$0.00			
			PRGCONTIN	\$47,694.00	\$0.00	\$0.00	\$47,694.00	+\$47,694.00	+\$47,694.00	+\$0.00			
11934	Lithonia Middle School ADA/Capital Renewal	Fernandez	Completed	\$352,871.00	\$352,081.00	\$352,081.00	\$352,081.00	+\$790.00	+\$790.00	+\$790.00	Apr-15	Nov-18	The elements of construction are as follows: renovate the parking lot, Deductive Alternate "Renovate the hall restrooms for ADA compliance".
			ARCHITECT	\$24,000.00	\$23,210.00	\$23,210.00	\$23,210.00	+\$790.00	+\$790.00	+\$790.00			
			GENCONTR	\$326,716.00	\$326,716.00	\$326,716.00	\$326,716.00	+\$0.00	+\$0.00	+\$0.00			
			CONSTRSVC	\$2,155.00	\$2,155.00	\$2,155.00	\$2,155.00	+\$0.00	+\$0.00	+\$0.00			
12234	Miller Grove Middle School ADA/Capital Renewal	Fernandez	Closeout	\$11,020,527.28	\$10,940,837.18	\$10,932,478.18	\$11,020,527.28	+\$79,690.10	+\$88,049.10	+\$0.00	Nov-13	Oct-19	This will provide for modifications and upgrades to the existing buildings and facilities that will include, but not be limited to: Kitchen equipment replacement. Replace HVAC system w/ new heat pumps and RTU's. Provide new DDC Energy Management Controls in compliance with DCSD standards. Replace existing ceilings and electrical lighting fixtures throughout entire facility. Provide new emergency generator in accordance with DCSD standards. Replace existing cooling towers, pumps, boilers, and heat exchangers. Provide water treatment for existing piping system. Install new 3000 gal grease trap, RPZ on existing domestic and fire

E-SPLOST IV Carryover Program Information

Project Number	Project	PM	Phase	Current Budget	Current Commitment	Current Expenditures	EAC	Current Budget - Commitments	Current Budget - Expenditures	Current Budget - EAC	Current Start Date	Current Finish Date	E-SPLOST IV Scope Description
													water supply lines. Replace Roof Hatches and ladders with OSHA compliant systems. Fire and life safety upgrades.
			PRECONST	\$65,457.55	\$45,508.55	\$44,213.55	\$65,457.55	+\$19,949.00	+\$21,244.00	+\$0.00			
			ARCHITECT	\$494,000.00	\$474,000.00	\$474,000.00	\$494,000.00	+\$20,000.00	+\$20,000.00	+\$0.00			
			GENCONTR	\$9,842,906.33	\$9,812,771.23	\$9,805,707.23	\$9,842,906.33	+\$30,135.10	+\$37,199.10	+\$0.00			
			CONSTRSVC	\$618,163.40	\$608,557.40	\$608,557.40	\$618,163.40	+\$9,606.00	+\$9,606.00	+\$0.00			
12434	Murphey Candler Elementary School ADA/Capital Renewal	Fernandez	Completed	\$372,333.00	\$338,097.40	\$338,097.40	\$371,154.00	+\$34,235.60	+\$34,235.60	+\$1,179.00	Apr-15	Nov-18	The elements of construction are as follows: Replace the Package unit in the Special Education Hall, replace grease trap and backflow preventer, install a 20 ton HVAC package in the gym, Deductive Alternate "Renovate the hall restrooms for ADA compliance". Deductive Alternate "Replace domestic water supply system".
			PRECONST	\$3,478.00	\$0.00	\$0.00	\$3,478.00	+\$3,478.00	+\$3,478.00	+\$0.00			
			ARCHITECT	\$33,999.00	\$32,820.00	\$32,820.00	\$32,820.00	+\$1,179.00	+\$1,179.00	+\$1,179.00			
			GENCONTR	\$305,277.40	\$305,277.40	\$305,277.40	\$305,277.40	+\$0.00	+\$0.00	+\$0.00			
			CONSTRSVC	\$15,925.00	\$0.00	\$0.00	\$15,925.00	+\$15,925.00	+\$15,925.00	+\$0.00			
			PRGCONTIN	\$13,653.60	\$0.00	\$0.00	\$13,653.60	+\$13,653.60	+\$13,653.60	+\$0.00			
12634	Redan Elementary School ADA/Capital Renewal	Fernandez	Closeout	\$2,929,159.52	\$2,863,776.64	\$2,863,776.64	\$2,929,159.52	+\$65,382.88	+\$65,382.88	+\$0.00	Jul-14	Jul-18	The elements of construction are as follows: o Unisex adult restroom hall restroom renovations, Install a 20 ton HVAC package in the gym, replace the roof top units, water source heat pumps and fan coil units, replace the roof top units on the 89 building, replace the kitchen equipment, replace the roof on the 68 and 78 buildings, replace the roof on the 75 building – add alternate, replace the chiller, cooling tower, pumps, valves, replace the basement drainage system to eliminate flooding and other problems, replace the roof on the 35 and 53 buildings, replace the roof openings on the 68 and 78 buildings, replace the metal roof on the storage building
			PRECONST	\$22,576.00	\$11,519.10	\$11,519.10	\$22,576.00	+\$11,056.90	+\$11,056.90	+\$0.00			
			ARCHITECT	\$131,413.00	\$131,400.00	\$131,400.00	\$131,413.00	+\$13.00	+\$13.00	+\$0.00			
			GENCONTR	\$2,771,779.52	\$2,720,857.54	\$2,720,857.54	\$2,771,779.22	+\$50,921.98	+\$50,921.98	+\$0.30			
			CONSTRSVC	\$0.00	\$0.00	\$0.00	\$0.30	+\$0.00	+\$0.00	-\$0.30			

E-SPLOST IV Carryover Program Information

Project Number	Project	PM	Phase	Current Budget	Current Commitment	Current Expenditures	EAC	Current Budget - Commitments	Current Budget - Expenditures	Current Budget - EAC	Current Start Date	Current Finish Date	E-SPLOST IV Scope Description
			PRGCONTIN	\$3,391.00	\$0.00	\$0.00	\$3,391.00	+\$3,391.00	+\$3,391.00	+\$0.00			
12734	Rowland Elementary School ADA/Capital Renewal	Atta	Completed	\$214,883.00	\$192,810.21	\$192,810.21	\$214,883.00	+\$22,072.79	+\$22,072.79	+\$0.00	Apr-15	Aug-18	The elements of construction are as follows: Install a 20 ton HVAC package at gym, replace grease trap and back-flow preventer.
			PRECONST	\$1,661.00	\$0.00	\$0.00	\$1,661.00	+\$1,661.00	+\$1,661.00	+\$0.00			
			ARCHITECT	\$18,999.00	\$15,060.00	\$15,060.00	\$18,999.00	+\$3,939.00	+\$3,939.00	+\$0.00			
			GENCONTR	\$179,743.00	\$177,750.21	\$177,750.21	\$179,743.00	+\$1,992.79	+\$1,992.79	+\$0.00			
			CONSTRSVC	\$7,607.00	\$0.00	\$0.00	\$7,607.00	+\$7,607.00	+\$7,607.00	+\$0.00			
			PRGCONTIN	\$6,873.00	\$0.00	\$0.00	\$6,873.00	+\$6,873.00	+\$6,873.00	+\$0.00			
13934	Eagle Woods Academy - GNETS Facility	Atta	Construction	\$2,075,324.00	\$130,600.00	\$116,740.00	\$2,075,324.00	+\$1,944,724.00	+\$1,958,584.00	+\$0.00	Jan-14	Oct-23	The anticipated scope of this project includes roof replacement for the classroom building, roof repair at the Administrative area, and gutter and downspout replacement at the Media Center; modifications to the student toilets in the classroom wing and staff toilets to make them ADA compliant; replacement of failing window systems and damaged soffits; modifications to the existing parking to provide ADA compliant parking stalls and accessible routes to the entry; modifications to the accessible route from the bus drop-off/pick-up area, gym, chapel, play fields, and several other sidewalk locations to make them fully ADA compliant; remediation at failing portions of asphalt pavement, concrete sidewalks, and concrete curb and gutters; retaining wall repair; replace asphalt at parking and drive aisle; and, replace the packaged rooftop air handling units.
			ARCHITECT	\$95,000.00	\$130,600.00	\$116,740.00	\$95,000.00	-\$35,600.00	-\$21,740.00	+\$0.00			
			GENCONTR	\$1,880,324.00	\$0.00	\$0.00	\$1,880,324.00	+\$1,880,324.00	+\$1,880,324.00	+\$0.00			
			PRGCONTIN	\$100,000.00	\$0.00	\$0.00	\$100,000.00	+\$100,000.00	+\$100,000.00	+\$0.00			
30034	Allgood ES - Capital Renewal	Atta	Closeout	\$1,388,825.28	\$1,359,061.30	\$1,333,335.24	\$1,202,872.45	+\$29,763.98	+\$55,490.04	+\$185,952.83	Nov-13	Aug-19	This will provide for modifications and upgrades to the existing buildings and facilities that will include, but not be limited to: Kitchen equipment replacement, replace lighting throughout the building, cooling tower and heat exchanger replacement, sidewalk up grade, replace water

E-SPLOST IV Carryover Program Information

Project Number	Project	PM	Phase	Current Budget	Current Commitment	Current Expenditures	EAC	Current Budget - Commitments	Current Budget - Expenditures	Current Budget - EAC	Current Start Date	Current Finish Date	E-SPLOST IV Scope Description
													storage tanks with gas fired water heater, replace sanitary waste lines, fire and life safety upgrades
			PRECONST	\$440.00	\$440.00	\$440.00	\$440.00	+\$0.00	+\$0.00	+\$0.00			
			ARCHITECT	\$135,360.30	\$134,830.00	\$133,517.00	\$140,830.00	+\$530.30	+\$1,843.30	-\$5,469.70			
			GENCONTR	\$1,253,024.98	\$1,223,791.30	\$1,199,378.24	\$1,061,602.46	+\$29,233.68	+\$53,646.74	+\$191,422.52			
			PRGCONTIN	\$0.00	\$0.00	\$0.00	(\$0.01)	+\$0.00	+\$0.00	+\$0.01			
30434	Cedar Grove MS - Capital Renewal	Atta	Completed	\$2,611,378.20	\$2,507,510.35	\$2,506,895.35	\$2,598,607.20	+\$103,867.85	+\$104,482.85	+\$12,771.00	Jan-14	Jul-18	The elements of construction are as follows: Remediate and repair existing storm drainage at the interior courtyard between the 700 and 800 halls and the 600 and 700 halls to eliminate flooding on Site, provide new and updated BAS Controls and Instrumentation for existing HVAC and exhaust fans in the 1999 building, replace exhaust fan systems that need to be replaced in the 1999 building, Fire Life Safety upgrades as appropriate to perform above scope
			PRECONST	\$9,115.00	\$3,843.35	\$3,843.35	\$9,115.00	+\$5,271.65	+\$5,271.65	+\$0.00			
			ARCHITECT	\$70,361.00	\$67,784.00	\$67,169.00	\$69,590.00	+\$2,577.00	+\$3,192.00	+\$771.00			
			GENCONTR	\$2,531,902.20	\$2,435,883.00	\$2,435,883.00	\$2,519,902.20	+\$96,019.20	+\$96,019.20	+\$12,000.00			
30634	Champion MS - Capital Renewal	Atta	Completed	\$641,131.00	\$534,178.16	\$512,391.54	\$641,131.00	+\$106,952.84	+\$128,739.46	+\$0.00	Jul-14	Jun-18	The elements of construction are as follows: Relocate or install new emergency utility shutoffs at lab room exit doors for access, change unit ventilators on chill water side of the system and replace existing chiller.
			PRECONST	\$4,191.00	\$125.00	\$125.00	\$4,191.00	+\$4,066.00	+\$4,066.00	+\$0.00			
			ARCHITECT	\$38,157.00	\$32,334.16	\$28,900.00	\$38,157.00	+\$5,822.84	+\$9,257.00	+\$0.00			
			GENCONTR	\$576,020.00	\$501,719.00	\$483,366.54	\$576,020.00	+\$74,301.00	+\$92,653.46	+\$0.00			
			CONSTRSVC	\$12,427.00	\$0.00	\$0.00	\$12,427.00	+\$12,427.00	+\$12,427.00	+\$0.00			
			PRGCONTIN	\$10,336.00	\$0.00	\$0.00	\$10,336.00	+\$10,336.00	+\$10,336.00	+\$0.00			
30734	Chapel Hill ES - Capital Renewal	Atta	Closeout	\$1,665,233.65	\$1,648,836.18	\$1,630,400.63	\$1,688,836.18	+\$16,397.47	+\$34,833.02	-\$23,602.53	Nov-13	Aug-19	Work will include, but is not limited to, the following: Replace HVAC in gymnasium building, replace roof top unit at media center, insulate condensate piping/chill water piping, replace roof edge trim, replace fluorescent lighting with LED lighting, replace acoustical panel ceiling panels, replace exterior windows, paint exterior concrete, install rubber wall base, restroom exhaust

E-SPLOST IV Carryover Program Information

Project Number	Project	PM	Phase	Current Budget	Current Commitment	Current Expenditures	EAC	Current Budget - Commitments	Current Budget - Expenditures	Current Budget - EAC	Current Start Date	Current Finish Date	E-SPLOST IV Scope Description
													modification, and GFCI receptacles.
			PRECONST	\$2,918.00	\$2,918.00	\$2,918.00	\$2,918.00	+\$0.00	+\$0.00	+\$0.00			
			ARCHITECT	\$154,215.00	\$147,980.00	\$145,540.00	\$159,980.00	+\$6,235.00	+\$8,675.00	-\$5,765.00			
			GENCONTR	\$1,469,287.50	\$1,459,125.03	\$1,443,129.48	\$1,487,125.03	+\$10,162.47	+\$26,158.02	-\$17,837.53			
			CONSTRSVC	\$38,813.15	\$38,813.15	\$38,813.15	\$38,813.15	+\$0.00	+\$0.00	+\$0.00			
30834	Columbia ES - Capital Renewal	Atta	Completed	\$1,029,719.54	\$989,136.63	\$989,136.63	\$1,029,719.54	+\$40,582.91	+\$40,582.91	+\$0.00	Jan-14	Jul-18	The elements of construction are as follows: Install HVAC in existing gymnasium, remove existing trees behind the gym and miscellaneous tree pruning on campus, and remove and replace roof on main school building and install new roof hatch.
			PRECONST	\$3,947.00	\$0.00	\$0.00	\$3,947.00	+\$3,947.00	+\$3,947.00	+\$0.00			
			ARCHITECT	\$26,974.00	\$25,000.00	\$25,000.00	\$26,974.00	+\$1,974.00	+\$1,974.00	+\$0.00			
			GENCONTR	\$968,399.54	\$964,136.63	\$964,136.63	\$968,399.54	+\$4,262.91	+\$4,262.91	+\$0.00			
			CONSTRSVC	\$14,072.00	\$0.00	\$0.00	\$14,072.00	+\$14,072.00	+\$14,072.00	+\$0.00			
			PRGCONTIN	\$16,327.00	\$0.00	\$0.00	\$16,327.00	+\$16,327.00	+\$16,327.00	+\$0.00			
30934	Columbia MS - Capital Renewal	Atta	Completed	\$38,053.00	\$33,054.00	\$32,218.80	\$38,053.00	+\$4,999.00	+\$5,834.20	+\$0.00	Apr-15	May-18	The elements of construction are as follows: Update gym locker room exhaust air system for girls and boys locker rooms, replace kiln exhaust system.
			ARCHITECT	\$7,899.00	\$2,900.00	\$2,064.80	\$7,899.00	+\$4,999.00	+\$5,834.20	+\$0.00			
			GENCONTR	\$30,154.00	\$30,154.00	\$30,154.00	\$30,154.00	+\$0.00	+\$0.00	+\$0.00			
31134	Doraville Drivers Ed - Capital Renewal	Atta	Closeout	\$237,175.00	\$233,154.10	\$224,945.82	\$249,263.60	+\$4,020.90	+\$12,229.18	-\$12,088.60	Jan-14	Aug-19	The "Project" entitled 311 – 422 Doraville Driver's Ed – Capital Renewal is composed of the replacement of the interior grease trap with an exterior grease trap and the replacement of the backflow preventer with a new backflow preventer. This will require the installation of a new concrete slab and floor finishes to match existing in the Kitchen.
			PRECONST	\$179.00	\$0.00	\$260.00	\$341.00	+\$179.00	-\$81.00	-\$162.00			
			ARCHITECT	\$28,220.00	\$28,227.60	\$19,759.32	\$28,235.20	-\$7.60	+\$8,460.68	-\$15.20			
			GENCONTR	\$208,182.00	\$204,926.50	\$204,926.50	\$220,182.00	+\$3,255.50	+\$3,255.50	-\$12,000.00			
			PRGCONTIN	\$594.00	\$0.00	\$0.00	\$505.40	+\$594.00	+\$594.00	+\$88.60			
31334	Hightower ES - Capital Renewal	Minich	Construction-Procure	\$2,128,573.56	\$423,112.35	\$423,480.25	\$2,128,573.56	+\$1,705,461.21	+\$1,705,093.31	+\$0.00	Jan-14	Aug-20	Install a 20 ton HVAC package in the gym. Evaluate and repair the 2008 roof replacement over the 1958, 1960, 1966, and 1968 buildings. Install roof hatch and ladder as appropriate. Replace the

E-SPLOST IV Carryover Program Information

Project Number	Project	PM	Phase	Current Budget	Current Commitment	Current Expenditures	EAC	Current Budget - Commitments	Current Budget - Expenditures	Current Budget - EAC	Current Start Date	Current Finish Date	E-SPLOST IV Scope Description
													air distribution and exhaust systems throughout the 1958, 1960, 1966, and 1968 buildings. Replace the cast iron water drainage system. Provide ADA and Fire Life Safety upgrades as appropriate for the scope of work above.
			PRECONST	\$5,258.00	\$2,990.00	\$2,990.00	\$5,258.00	+\$2,268.00	+\$2,268.00	+\$0.00			
			ARCHITECT	\$171,300.00	\$41,300.00	\$40,990.25	\$171,300.00	+\$130,000.00	+\$130,309.75	+\$0.00			
			GENCONTR	\$1,916,878.56	\$378,822.35	\$379,500.00	\$1,916,878.56	+\$1,538,056.21	+\$1,537,378.56	+\$0.00			
			CONSTRSVC	\$13,385.00	\$0.00	\$0.00	\$13,385.00	+\$13,385.00	+\$13,385.00	+\$0.00			
			PRGCONTIN	\$21,752.00	\$0.00	\$0.00	\$21,752.00	+\$21,752.00	+\$21,752.00	+\$0.00			
31834	McNair HS - Capital Renewal	Atta	Completed	\$267,567.00	\$247,101.00	\$247,099.70	\$267,567.00	+\$20,466.00	+\$20,467.30	+\$0.00	Apr-15	Oct-18	The elements of construction are as follows: Provide canopy between existing facilities.
			ARCHITECT	\$42,000.00	\$40,760.00	\$40,760.00	\$42,000.00	+\$1,240.00	+\$1,240.00	+\$0.00			
			GENCONTR	\$207,275.00	\$204,451.00	\$204,449.70	\$207,275.00	+\$2,824.00	+\$2,825.30	+\$0.00			
			CONSTRSVC	\$10,117.00	\$1,890.00	\$1,890.00	\$10,117.00	+\$8,227.00	+\$8,227.00	+\$0.00			
			PRGCONTIN	\$8,175.00	\$0.00	\$0.00	\$8,175.00	+\$8,175.00	+\$8,175.00	+\$0.00			
32134	Narvie Harris ES - Capital Renewal	Atta	Completed	\$748,189.44	\$671,445.20	\$669,905.20	\$708,189.44	+\$76,744.24	+\$78,284.24	+\$40,000.00	Apr-15	Oct-18	The Scope of Work for this project shall include, but not be limited to, the following: Replace the roof on the 1998 building.
			PRECONST	\$2,578.00	\$260.00	\$260.00	\$2,578.00	+\$2,318.00	+\$2,318.00	+\$0.00			
			ARCHITECT	\$26,999.00	\$22,000.00	\$20,460.00	\$26,999.00	+\$4,999.00	+\$6,539.00	+\$0.00			
			GENCONTR	\$696,140.44	\$649,185.20	\$649,185.20	\$656,140.44	+\$46,955.24	+\$46,955.24	+\$40,000.00			
			CONSTRSVC	\$11,806.00	\$0.00	\$0.00	\$11,806.00	+\$11,806.00	+\$11,806.00	+\$0.00			
			PRGCONTIN	\$10,666.00	\$0.00	\$0.00	\$10,666.00	+\$10,666.00	+\$10,666.00	+\$0.00			
32334	Rock Chapel ES - Capital Renewal	Atta	Completed	\$753,757.08	\$720,640.00	\$720,640.00	\$753,757.08	+\$33,117.08	+\$33,117.08	+\$0.00	Jan-14	Jan-18	The elements of construction are as follows: Remove and replace roofing on buildings labeled C-H and other associated roofing elements as noted, remove skylights and infill roofs at these locations, remove abandoned mechanical equipment as noted, install new HVAC unit in the existing gymnasium
			ARCHITECT	\$43,140.00	\$43,140.00	\$43,140.00	\$43,140.00	+\$0.00	+\$0.00	+\$0.00			
			GENCONTR	\$710,617.08	\$677,500.00	\$677,500.00	\$710,617.08	+\$33,117.08	+\$33,117.08	+\$0.00			
32934	Stephenson HS - Capital Renewal	Atta	Completed	\$2,422,000.00	\$2,426,040.00	\$2,422,000.00	\$2,422,000.00	-\$4,040.00	+\$0.00	+\$0.00	Jan-14	Jan-18	The elements of construction are as follows: Update ADA compliance in the hall restrooms
			ARCHITECT	\$90,000.00	\$94,040.00	\$90,000.00	\$90,000.00	-\$4,040.00	+\$0.00	+\$0.00			
			GENCONTR	\$2,332,000.00	\$2,332,000.00	\$2,332,000.00	\$2,332,000.00	+\$0.00	+\$0.00	+\$0.00			
33434	Towers HS - Culinary Arts Lab	To Be Determined	Design	\$3,170,450.59	\$968,298.66	\$826,694.66	\$3,170,450.59	+\$2,202,151.93	+\$2,343,755.93	+\$0.00	Feb-14	Sep-18	The elements of construction are as follows:

E-SPLOST IV Carryover Program Information

Project Number	Project	PM	Phase	Current Budget	Current Commitment	Current Expenditures	EAC	Current Budget - Commitments	Current Budget - Expenditures	Current Budget - EAC	Current Start Date	Current Finish Date	E-SPLOST IV Scope Description
													Install door between CR302 Kitchen and CR301 Classroom; Evaluate the Family and Consumer Science CR 301 Grease Trap and replace if determined to be necessary; Various improvements, roof replacements and painting at athletic out buildings; Football storage building – Demo existing roof. Replace existing roll-roofing materials with new single ply TPO roofing system; Drainage improvements at softball field. Fill in low areas; Repair sink hole near electrical room; Remove speed hump; and Resurface and stripe track.
			PRECONST	\$22,785.00	\$0.00	\$0.00	\$22,785.00	+\$22,785.00	+\$22,785.00	+\$0.00			
			ARCHITECT	\$87,133.00	\$66,375.00	\$66,375.00	\$87,133.00	+\$20,758.00	+\$20,758.00	+\$0.00			
			ARCHITECT	\$150,000.00	\$150,000.00	\$27,475.00	\$150,000.00	+\$0.00	+\$122,525.00	+\$0.00			
			GENCONTR	\$759,625.59	\$747,978.66	\$731,559.66	\$759,625.59	+\$11,646.93	+\$28,065.93	+\$0.00			
			GENCONTR	\$1,936,789.00	\$0.00	\$0.00	\$1,936,789.00	+\$1,936,789.00	+\$1,936,789.00	+\$0.00			
			CONSTRSVC	\$45,117.00	\$3,945.00	\$1,285.00	\$45,117.00	+\$41,172.00	+\$43,832.00	+\$0.00			
			CONSTRSVC	\$45,570.00	\$0.00	\$0.00	\$45,570.00	+\$45,570.00	+\$45,570.00	+\$0.00			
			FFE	\$23,477.00	\$0.00	\$0.00	\$23,477.00	+\$23,477.00	+\$23,477.00	+\$0.00			
			TECHNOLOGY	\$36,893.00	\$0.00	\$0.00	\$36,893.00	+\$36,893.00	+\$36,893.00	+\$0.00			
			PRGCONTIN	\$63,061.00	\$0.00	\$0.00	\$63,061.00	+\$63,061.00	+\$63,061.00	+\$0.00			
40034	Ashford Park ES - Capital Renewal - Code Requirements	Albanese	Construction	\$840,349.00	\$805,033.77	\$702,683.71	\$841,652.80	+\$35,315.23	+\$137,665.29	-\$1,303.80	Jan-14	Sep-19	The elements of construction are as follows: Replace kitchen equipment; Replace backflow preventer; and (Alternate) - Provide add alternate price for the inclusion of a wet pipe fire sprinkler suppression system within this facility. Scope of work shall be a turn key, fully functional fire suppression system, meeting all code requirements for educational facilities.
			PRECONST	\$1,276.26	\$1,276.26	\$1,276.26	\$1,276.26	+\$0.00	+\$0.00	+\$0.00			
			ARCHITECT	\$47,215.14	\$47,215.14	\$42,789.57	\$48,518.94	+\$0.00	+\$4,425.57	-\$1,303.80			
			GENCONTR	\$791,857.60	\$756,542.37	\$658,617.88	\$791,857.60	+\$35,315.23	+\$133,239.72	+\$0.00			
40434	Cedar Grove HS - Capital Renewal - Code Requirements	Atta	Completed	\$962,569.00	\$948,507.73	\$828,474.73	\$962,569.00	+\$14,061.27	+\$134,094.27	+\$0.00	Jan-14	Jun-18	The elements of construction are as follows: Replace the existing water heaters, limited electrical to accommodate new water heaters, demolish existing baseball dugouts &

E-SPLOST IV Carryover Program Information

Project Number	Project	PM	Phase	Current Budget	Current Commitment	Current Expenditures	EAC	Current Budget - Commitments	Current Budget - Expenditures	Current Budget - EAC	Current Start Date	Current Finish Date	E-SPLOST IV Scope Description
													athletic/maintenance storage building, replace limited area of existing underground sanitary sewer drainage pipe, remove & resurface existing lower asphalt parking lot, replace limited areas of damaged sidewalk throughout the campus, construct CMU baseball dugouts and storage building & install prefinished metal roofing, run new electrical service to new dugout to serve existing scoreboard, paint new CMU buildings, and install new twin 1500 grease traps.
			PRECONST	\$16,873.00	\$16,748.73	\$16,748.73	\$16,873.00	+\$124.27	+\$124.27	+\$0.00			
			ARCHITECT	\$45,080.00	\$43,000.00	\$41,110.00	\$45,080.00	+\$2,080.00	+\$3,970.00	+\$0.00			
			GENCONTR	\$885,252.00	\$884,069.00	\$765,926.00	\$885,252.00	+\$1,183.00	+\$119,326.00	+\$0.00			
			CONSTRSVC	\$12,101.00	\$4,690.00	\$4,690.00	\$12,101.00	+\$7,411.00	+\$7,411.00	+\$0.00			
			PRGCONTIN	\$3,263.00	\$0.00	\$0.00	\$3,263.00	+\$3,263.00	+\$3,263.00	+\$0.00			
41534	Henderson Mill ES - Capital Renewal - Code Requirements	Albanese	Closeout	\$1,003,255.00	\$983,961.61	\$983,924.61	\$1,017,863.56	+\$19,293.39	+\$19,330.39	-\$14,608.56	Mar-15	Mar-19	The elements of construction are as follows: Replace the existing grease trap and new RPZ water backflow preventer, installation of new 20 ton package HVAC System for the Gymnasium, replace existing kitchen equipment, replace unit ventilators, provide energy enhanced controls, & instrumentation.
			ARCHITECT	\$35,000.00	\$34,150.00	\$34,113.00	\$35,000.00	+\$850.00	+\$887.00	+\$0.00			
			GENCONTR	\$968,255.00	\$949,811.61	\$949,811.61	\$982,863.56	+\$18,443.39	+\$18,443.39	-\$14,608.56			
41834	Livsey ES - Capital Renewal - Code Requirements	Albanese	Closeout	\$1,210,701.48	\$1,120,914.80	\$1,120,094.80	\$1,122,965.70	+\$89,786.68	+\$90,606.68	+\$87,735.78	Mar-15	Jan-19	The elements of construction are as follows: Replace existing Grease Traps in the kitchen, replace existing island kitchen hood, replace the existing roofing on the 71 building school, 71 building storage and install a roof hatch, installation of a 20 ton HVAC package system for the Gymnasium
			PRECONST	\$3,330.00	\$1,628.10	\$1,628.10	\$3,330.00	+\$1,701.90	+\$1,701.90	+\$0.00			
			ARCHITECT	\$31,999.00	\$31,650.00	\$30,830.00	\$31,999.00	+\$349.00	+\$1,169.00	+\$0.00			
			GENCONTR	\$1,096,351.48	\$1,087,636.70	\$1,087,636.70	\$1,087,636.70	+\$8,714.78	+\$8,714.78	+\$8,714.78			
			CONSTRSVC	\$15,247.00	\$0.00	\$0.00	\$0.00	+\$15,247.00	+\$15,247.00	+\$15,247.00			
			PRGCONTIN	\$63,774.00	\$0.00	\$0.00	\$0.00	+\$63,774.00	+\$63,774.00	+\$63,774.00			
41934	Margaret Harris Comprehensive School - Code Requirements	Albanese	Closeout	\$126,554.00	\$126,934.89	\$114,670.41	\$126,934.89	-\$380.89	+\$11,883.59	-\$380.89	Jan-14	Aug-19	The elements of construction are as follows: Replace grease trap and backflow preventer

E-SPLOST IV Carryover Program Information

Project Number	Project	PM	Phase	Current Budget	Current Commitment	Current Expenditures	EAC	Current Budget - Commitments	Current Budget - Expenditures	Current Budget - EAC	Current Start Date	Current Finish Date	E-SPLOST IV Scope Description
			PRECONST	\$981.00	\$1,361.89	\$1,361.89	\$1,361.89	-\$380.89	-\$380.89	-\$380.89			
			ARCHITECT	\$15,290.00	\$15,290.00	\$14,987.82	\$15,290.00	+\$0.00	+\$302.18	+\$0.00			
			GENCONTR	\$109,183.00	\$109,183.00	\$97,220.70	\$109,183.00	+\$0.00	+\$11,962.30	+\$0.00			
			CONSTRSVC	\$1,100.00	\$1,100.00	\$1,100.00	\$1,100.00	+\$0.00	+\$0.00	+\$0.00			
42034	McLendon ES - Capital Renewal-Code Requirements	Albanese	Closeout	\$319,347.00	\$251,230.46	\$254,423.00	\$254,423.00	+\$68,116.54	+\$64,924.00	+\$64,924.00	Apr-15	Dec-18	The elements of construction are as follows: Replace existing Grease Traps in the kitchen, replace the existing backflow preventers and, install new water backflow preventers on un-protected water lines, installation of a 20 ton HVAC package system for the Gymnasium
			PRECONST	\$1,521.00	\$0.00	\$0.00	\$0.00	+\$1,521.00	+\$1,521.00	+\$1,521.00			
			ARCHITECT	\$16,999.00	\$16,850.00	\$16,850.00	\$16,850.00	+\$149.00	+\$149.00	+\$149.00			
			GENCONTR	\$237,573.00	\$234,380.46	\$237,573.00	\$237,573.00	+\$3,192.54	+\$0.00	+\$0.00			
			CONSTRSVC	\$6,963.00	\$0.00	\$0.00	\$0.00	+\$6,963.00	+\$6,963.00	+\$6,963.00			
			PRGCONTIN	\$56,291.00	\$0.00	\$0.00	\$0.00	+\$56,291.00	+\$56,291.00	+\$56,291.00			
42334	Oakcliff ES - Capital Renewal-Code Requirements	Albanese	Closeout	\$1,462,951.42	\$1,455,084.67	\$1,435,553.64	\$1,462,951.42	+\$7,866.75	+\$27,397.78	+\$0.00	Jan-14	Aug-19	The elements of construction are as follows: Replace grease trap and backflow preventer, roof Replacement; Alternate – Replace exhaust system; and Alternate - Provide add alternate price for the inclusion of a wet pipe fire sprinkler suppression system within this facility. Scope of work shall be a turn key, fully functional fire suppression system, meeting all code requirements for educational facilities.
			PRECONST	\$4,452.00	\$1,507.23	\$1,507.23	\$4,452.00	+\$2,944.77	+\$2,944.77	+\$0.00			
			ARCHITECT	\$85,821.00	\$85,704.33	\$84,207.92	\$85,821.00	+\$116.67	+\$1,613.08	+\$0.00			
			GENCONTR	\$1,372,678.42	\$1,367,873.11	\$1,349,838.49	\$1,372,678.42	+\$4,805.31	+\$22,839.93	+\$0.00			
42434	Pine Ridge ES - Capital Renewal-Code Requirements	Fernandez	Closeout	\$3,182,983.00	\$2,428,955.80	\$2,318,083.00	\$2,351,197.80	+\$754,027.20	+\$864,900.00	+\$831,785.20	Jul-14	Aug-19	The elements of construction are as follows: Replace Grease Trap, replace the roof top units and water source heat pumps, replace lighting throughout the building, replace roof opening
			PRECONST	\$19,807.00	\$270.00	\$270.00	\$270.00	+\$19,537.00	+\$19,537.00	+\$19,537.00			
			ARCHITECT	\$115,300.00	\$115,250.00	\$115,250.00	\$115,250.00	+\$50.00	+\$50.00	+\$50.00			
			GENCONTR	\$2,875,239.00	\$2,278,445.50	\$2,167,572.70	\$2,203,445.50	+\$596,793.50	+\$707,666.30	+\$671,793.50			
			CONSTRSVC	\$90,697.00	\$34,990.30	\$34,990.30	\$32,232.30	+\$55,706.70	+\$55,706.70	+\$58,464.70			
			PRGCONTIN	\$81,940.00	\$0.00	\$0.00	\$0.00	+\$81,940.00	+\$81,940.00	+\$81,940.00			
42834	Snapfinger ES - Capital Renewal - Code	Atta	Completed	\$197,074.00	\$191,751.26	\$191,751.26	\$197,074.00	+\$5,322.74	+\$5,322.74	+\$0.00	Apr-15	Jun-18	The elements of construction are as follows: Replace grease trap and

E-SPLOST IV Carryover Program Information

Project Number	Project	PM	Phase	Current Budget	Current Commitment	Current Expenditures	EAC	Current Budget - Commitments	Current Budget - Expenditures	Current Budget - EAC	Current Start Date	Current Finish Date	E-SPLOST IV Scope Description
	Requirements												back-flow preventer, install a 20 ton HVAC package at gym.
			PRECONST	\$363.80	\$363.80	\$363.80	\$363.80	+\$0.00	+\$0.00	+\$0.00			
			ARCHITECT	\$15,820.00	\$15,820.00	\$15,820.00	\$15,820.00	+\$0.00	+\$0.00	+\$0.00			
			GENCONTR	\$180,890.20	\$175,567.46	\$175,567.46	\$180,890.20	+\$5,322.74	+\$5,322.74	+\$0.00			
43034	Woodridge ES - Capital Renewal - Code Requirements	Fernandez	Completed	\$303,457.00	\$301,452.02	\$301,452.02	\$301,452.02	+\$2,004.98	+\$2,004.98	+\$2,004.98	Apr-15	Nov-18	The elements of construction are as follows: Replace grease trap and backflow preventer, install a 20 ton HVAC package in the gym.
			ARCHITECT	\$14,999.00	\$13,820.00	\$13,820.00	\$13,820.00	+\$1,179.00	+\$1,179.00	+\$1,179.00			
			GENCONTR	\$288,458.00	\$287,632.02	\$287,632.02	\$287,632.02	+\$825.98	+\$825.98	+\$825.98			
50134	Austin Elementary School Replacement	Atta	Closeout	\$25,764,326.00	\$25,201,453.25	\$23,492,171.90	\$25,764,854.50	+\$562,872.75	+\$2,272,154.10	-\$528.50	Mar-13	Nov-19	The scope of work for this project is to use the prototypical design for a 920-seat, 59 Instructional Units (I.U.'s) elementary school and adapt and construct the new building on the school's original site.
			PRECONST	\$73,396.00	\$53,221.65	\$52,621.65	\$73,396.00	+\$20,174.35	+\$20,774.35	+\$0.00			
			ARCHITECT	\$612,700.00	\$612,647.50	\$605,802.65	\$617,687.50	+\$52.50	+\$6,897.35	-\$4,987.50			
			GENCONTR	\$22,975,542.00	\$22,784,064.00	\$22,737,990.00	\$22,974,083.00	+\$191,478.00	+\$237,552.00	+\$1,459.00			
			CONSTRSVC	\$200,000.00	\$96,520.10	\$95,757.60	\$197,000.00	+\$103,479.90	+\$104,242.40	+\$3,000.00			
			FFE	\$704,481.00	\$675,000.00	\$0.00	\$704,481.00	+\$29,481.00	+\$704,481.00	+\$0.00			
			TECHNOLOGY	\$1,103,707.00	\$980,000.00	\$0.00	\$1,103,707.00	+\$123,707.00	+\$1,103,707.00	+\$0.00			
			PRGCONTIN	\$94,500.00	\$0.00	\$0.00	\$94,500.00	+\$94,500.00	+\$94,500.00	+\$0.00			
50234	Early Learning Center	Albanese	Construction	\$2,682,284.00	\$1,996,615.08	\$1,882,810.16	\$2,682,284.00	+\$685,668.92	+\$799,473.84	+\$0.00	Jul-17	Feb-20	The scope of this project is to provide full professional architectural, engineering and construction services for DCSD Project 502-422 Former Terry Mill Elementary School Renovations Project. Design professionals should ensure that all plumbing fixtures meet the code requirements, are adequately sized for the intended users, and are ADA compliant. Interior spaces are to be modified to accommodate the end users as identified on the floor plan. Design options should explore providing ramp access near the stairs leading down to the 1969 building. Security enhancements, lighting upgrades and HVAC improvements should all be included in the design package. Exterior improvements will include outdoor play areas, a playground closer to the

E-SPLOST IV Carryover Program Information

Project Number	Project	PM	Phase	Current Budget	Current Commitment	Current Expenditures	EAC	Current Budget - Commitments	Current Budget - Expenditures	Current Budget - EAC	Current Start Date	Current Finish Date	E-SPLOST IV Scope Description
													facility, and landscaping beautification elements. The general area of work can be seen on the attached site plans, however the specific areas to be re-paved will be identified at the mandatory site visit.
			PRECONST	\$34,199.00	\$2,710.00	\$2,710.00	\$34,199.00	+\$31,489.00	+\$31,489.00	+\$0.00			
			ARCHITECT	\$88,374.00	\$0.00	\$0.00	\$88,374.00	+\$88,374.00	+\$88,374.00	+\$0.00			
			GENCONTR	\$2,115,759.00	\$1,973,800.80	\$1,859,995.88	\$2,115,759.00	+\$141,958.20	+\$255,763.12	+\$0.00			
			CONSTRSVC	\$36,679.00	\$0.00	\$0.00	\$36,679.00	+\$36,679.00	+\$36,679.00	+\$0.00			
			FFE	\$135,833.00	\$20,104.28	\$20,104.28	\$135,833.00	+\$115,728.72	+\$115,728.72	+\$0.00			
			TECHNOLOGY	\$166,026.00	\$0.00	\$0.00	\$166,026.00	+\$166,026.00	+\$166,026.00	+\$0.00			
			PRGCONTIN	\$105,414.00	\$0.00	\$0.00	\$105,414.00	+\$105,414.00	+\$105,414.00	+\$0.00			
50534	McNair Middle School Replacement	Fernandez	Construction	\$42,592,213.00	\$40,800,908.57	\$35,826,853.94	\$42,911,776.00	+\$1,791,304.43	+\$6,765,359.06	-\$319,563.00	Nov-15	Jan-20	Middle School Replacement: Includes preliminary site grading, tree removal, utility infrastructure, and selective demolition
			PRECONST	\$441,051.00	\$439,016.75	\$240,861.35	\$441,051.00	+\$2,034.25	+\$200,189.65	+\$0.00			
			ARCHITECT	\$2,095,723.00	\$2,095,723.00	\$2,058,541.76	\$2,095,723.00	+\$0.00	+\$37,181.24	+\$0.00			
			GENCONTR	\$35,075,992.00	\$35,075,992.00	\$31,784,401.00	\$35,395,555.00	+\$0.00	+\$3,291,591.00	-\$319,563.00			
			CONSTRSVC	\$1,244,093.00	\$413,302.09	\$413,302.09	\$1,244,093.00	+\$830,790.91	+\$830,790.91	+\$0.00			
			FFE	\$1,341,951.00	\$1,312,805.73	\$1,298,817.74	\$1,341,951.00	+\$29,145.27	+\$43,133.26	+\$0.00			
			TECHNOLOGY	\$1,464,069.00	\$1,464,069.00	\$30,930.00	\$1,464,069.00	+\$0.00	+\$1,433,139.00	+\$0.00			
			PRGCONTIN	\$929,334.00	\$0.00	\$0.00	\$929,334.00	+\$929,334.00	+\$929,334.00	+\$0.00			
50734	Pleasantdale Elementary School Replacement	Fernandez	Construction	\$28,374,834.68	\$26,228,838.80	\$15,750,633.80	\$28,862,765.00	+\$2,145,995.88	+\$12,624,200.88	-\$487,930.32	Mar-13	Oct-20	The scope of work for this project is to use the prototypical design for a 900-seat, 59 Instructional Units (I.U.'s) elementary school and adapt and construct the new building on the school's original site.
			PRECONST	\$92,491.00	\$35,779.65	\$35,779.65	\$92,491.00	+\$56,711.35	+\$56,711.35	+\$0.00			
			ARCHITECT	\$614,070.00	\$614,070.00	\$464,780.00	\$617,070.00	+\$0.00	+\$149,290.00	-\$3,000.00			
			GENCONTR	\$25,149,762.00	\$25,283,677.00	\$14,954,762.00	\$25,634,692.32	-\$133,915.00	+\$10,195,000.00	-\$484,930.32			
			CONSTRSVC	\$601,326.00	\$295,312.15	\$295,312.15	\$601,326.00	+\$306,013.85	+\$306,013.85	+\$0.00			
			FFE	\$589,481.00	\$0.00	\$0.00	\$589,481.00	+\$589,481.00	+\$589,481.00	+\$0.00			
			TECHNOLOGY	\$984,482.00	\$0.00	\$0.00	\$984,482.00	+\$984,482.00	+\$984,482.00	+\$0.00			
			PRGCONTIN	\$343,222.68	\$0.00	\$0.00	\$343,222.68	+\$343,222.68	+\$343,222.68	+\$0.00			
50834	Rockbridge Elementary School Replacement	Lemon	Completed	\$21,341,279.00	\$20,767,117.23	\$20,782,706.54	\$21,246,279.00	+\$574,161.77	+\$558,572.46	+\$95,000.00	Mar-13	Jan-18	The scope of work for this project is to use the prototypical design for a 900-seat, 58 Instructional Units (I.U.'s) elementary school and adapt and construct the new building on the school's original site.

E-SPLOST IV Carryover Program Information

Project Number	Project	PM	Phase	Current Budget	Current Commitment	Current Expenditures	EAC	Current Budget - Commitments	Current Budget - Expenditures	Current Budget - EAC	Current Start Date	Current Finish Date	E-SPLOST IV Scope Description
			PRECONST	\$51,153.00	\$46,943.37	\$46,923.37	\$51,153.00	+\$4,209.63	+\$4,229.63	+\$0.00			
			ARCHITECT	\$575,000.00	\$567,232.50	\$567,232.50	\$575,000.00	+\$7,767.50	+\$7,767.50	+\$0.00			
			GENCONTR	\$18,589,837.00	\$18,525,038.00	\$18,525,038.00	\$18,589,837.00	+\$64,799.00	+\$64,799.00	+\$0.00			
			CONSTRSVC	\$496,127.00	\$236,940.18	\$236,940.18	\$401,126.85	+\$259,186.82	+\$259,186.82	+\$95,000.15			
			FFE	\$499,481.00	\$430,988.94	\$430,988.94	\$499,481.00	+\$68,492.06	+\$68,492.06	+\$0.00			
			TECHNOLOGY	\$979,681.00	\$959,974.24	\$975,583.55	\$979,681.15	+\$19,706.76	+\$4,097.45	-\$0.15			
			PRGCONTIN	\$150,000.00	\$0.00	\$0.00	\$150,000.00	+\$150,000.00	+\$150,000.00	+\$0.00			
50934	Smoke Rise Elementary School Replacement	Albanese	Construction	\$28,621,279.00	\$25,798,547.38	\$3,081,161.17	\$29,292,055.00	+\$2,822,731.62	+\$25,540,117.83	-\$670,776.00	Mar-13	Dec-20	The scope of work for this project is to use the prototypical design for a 900-seat, 58 Instructional Units (I.U.'s) elementary school and adapt and construct the new building on the school's original site.
			PRECONST	\$250,000.00	\$194,519.05	\$193,709.05	\$251,850.00	+\$55,480.95	+\$56,290.95	-\$1,850.00			
			ARCHITECT	\$800,000.00	\$773,592.00	\$373,722.79	\$800,000.00	+\$26,408.00	+\$426,277.21	+\$0.00			
			GENCONTR	\$25,057,000.00	\$24,641,223.00	\$2,324,516.00	\$25,540,119.46	+\$415,777.00	+\$22,732,484.00	-\$483,119.46			
			CONSTRSVC	\$500,000.00	\$55,674.89	\$55,674.89	\$553,704.00	+\$444,325.11	+\$444,325.11	-\$53,704.00			
			FFE	\$650,000.00	\$35,473.95	\$35,473.95	\$685,473.95	+\$614,526.05	+\$614,526.05	-\$35,473.95			
			TECHNOLOGY	\$1,200,000.00	\$98,064.49	\$98,064.49	\$1,296,628.59	+\$1,101,935.51	+\$1,101,935.51	-\$96,628.59			
			PRGCONTIN	\$164,279.00	\$0.00	\$0.00	\$164,279.00	+\$164,279.00	+\$164,279.00	+\$0.00			
51034	Comprehensive Arts School at former Avondale MS	Minich	Design	\$11,127,167.00	\$715,505.31	\$439,502.81	\$15,000,000.00	+\$10,411,661.69	+\$10,687,664.19	-\$3,872,833.00	Feb-14	Dec-20	The anticipated scope element is the addition of a 13,400 SF theater and 4,000 SF of renovation work on the existing building.
			PRECONST	\$125,000.00	\$70,480.77	\$70,480.77	\$125,000.00	+\$54,519.23	+\$54,519.23	+\$0.00			
			ARCHITECT	\$502,167.00	\$501,560.00	\$328,053.50	\$502,167.00	+\$607.00	+\$174,113.50	+\$0.00			
			GENCONTR	\$8,650,000.00	\$102,496.00	\$0.00	\$12,522,833.00	+\$8,547,504.00	+\$8,650,000.00	-\$3,872,833.00			
			CONSTRSVC	\$225,000.00	\$0.00	\$0.00	\$225,000.00	+\$225,000.00	+\$225,000.00	+\$0.00			
			FFE	\$500,000.00	\$27,354.00	\$27,354.00	\$500,000.00	+\$472,646.00	+\$472,646.00	+\$0.00			
			TECHNOLOGY	\$500,000.00	\$13,614.54	\$13,614.54	\$500,000.00	+\$486,385.46	+\$486,385.46	+\$0.00			
			PRGCONTIN	\$625,000.00	\$0.00	\$0.00	\$625,000.00	+\$625,000.00	+\$625,000.00	+\$0.00			
51134	Coralwood Diagnostic Center Addition (Associated With Project 421-213)	Atta	Construction-Procure	\$8,004,210.00	\$325,315.00	\$235,135.00	\$8,004,210.00	+\$7,678,895.00	+\$7,769,075.00	+\$0.00	Mar-17	Oct-20	The scope includes renovations of the existing facility, a classroom addition including but not limited to standard classrooms, clinic, music, art, and playground modifications.
			ARCHITECT	\$500,000.00	\$325,315.00	\$234,915.00	\$500,000.00	+\$174,685.00	+\$265,085.00	+\$0.00			
			GENCONTR	\$5,940,000.00	\$0.00	\$0.00	\$5,940,000.00	+\$5,940,000.00	+\$5,940,000.00	+\$0.00			
			CONSTRSVC	\$226,483.00	\$0.00	\$220.00	\$226,483.00	+\$226,483.00	+\$226,263.00	+\$0.00			
			FFE	\$313,735.00	\$0.00	\$0.00	\$313,735.00	+\$313,735.00	+\$313,735.00	+\$0.00			
			TECHNOLOGY	\$350,991.00	\$0.00	\$0.00	\$350,991.00	+\$350,991.00	+\$350,991.00	+\$0.00			
			PRGCONTIN	\$673,001.00	\$0.00	\$0.00	\$673,001.00	+\$673,001.00	+\$673,001.00	+\$0.00			

E-SPLOST IV Carryover Program Information

Project Number	Project	PM	Phase	Current Budget	Current Commitment	Current Expenditures	EAC	Current Budget - Commitments	Current Budget - Expenditures	Current Budget - EAC	Current Start Date	Current Finish Date	E-SPLOST IV Scope Description
51534	Stone Mountain High School Renovations	Fernandez	Completed	\$9,320,305.58	\$9,295,514.26	\$9,295,514.27	\$9,290,996.95	+\$24,791.32	+\$24,791.31	+\$29,308.63	Mar-14	Aug-18	The elements of construction are as follows: Mill and Resurface Roadways and Drive Aisles, Parking Lots: Mill, Resurface and Restripe Parking Lots, Accessibility: Provide Curb Ramps at Sidewalks and Crosswalks to Allow Proper Access to Entrance, Baseball and Softball Fields: Replace Fencing and Backstops. Repair Dugouts and Scoreboard, Running Track: Replace Running Track with Synthetic Surface, Tennis Court: Resurface Tennis Court, Renovate Gang Restrooms (Boy's and Girl's) – ADA Compliant (Toilet stalls, Plumbing Fixtures, Walls and Finish Flooring, etc), Renovate Chemistry Science Labs / Storage – Casework: Lab Workstations, Teacher's Demonstration Desk, Students Desks, Eyewash Stations, Fume Hoods, Shelving, Finish Flooring, etc., Renovate Family Cons. & Science – Casework: Base Cabinets and Upper Fixed Cabinets, Finish Flooring, Ceiling, etc., Replacement of carpet – Administration Suite, Media Center and Offices, Auditorium, Social Studies, Lecture Rooms, Classrooms, etc., Replacement of Storefront / GI
			PRECONST	\$28,310.16	\$29,777.48	\$29,777.48	\$28,310.16	-\$1,467.32	-\$1,467.32	+\$0.00			
			ARCHITECT	\$503,660.91	\$503,660.91	\$503,660.91	\$503,660.91	+\$0.00	+\$0.00	+\$0.00			
			GENCONTR	\$8,394,918.10	\$8,394,918.09	\$8,394,918.10	\$8,394,918.10	+\$0.01	+\$0.00	+\$0.00			
			CONSTRSVC	\$104,747.41	\$78,488.48	\$78,488.48	\$75,438.48	+\$26,258.93	+\$26,258.93	+\$29,308.93			
			FFE	\$285,794.00	\$285,794.30	\$285,794.30	\$285,794.30	-\$0.30	-\$0.30	-\$0.30			
			TECHNOLOGY	\$2,875.00	\$2,875.00	\$2,875.00	\$2,875.00	+\$0.00	+\$0.00	+\$0.00			
51634	John R. Lewis Elementary School Design	Albanese	Closeout	\$795,040.00	\$774,362.50	\$535,282.50	\$795,040.00	+\$20,677.50	+\$259,757.50	+\$0.00	Oct-12	Jul-18	Used to be Elementary School Prototype Development (Two Schools) (Non-Construction)
			ARCHITECT	\$794,820.00	\$774,142.50	\$535,062.50	\$794,820.00	+\$20,677.50	+\$259,757.50	+\$0.00			
			GENCONTR	\$220.00	\$220.00	\$220.00	\$220.00	+\$0.00	+\$0.00	+\$0.00			
51934	Doraville United Elementary School Site Adaptation and Construction	Fernandez	Construction	\$645,000.00	\$559,355.00	\$378,851.00	\$645,000.00	+\$85,645.00	+\$266,149.00	+\$0.00	Jun-17	Mar-20	New 900-seat Prototype elementary school, including land purchase

E-SPLOST IV Carryover Program Information

Project Number	Project	PM	Phase	Current Budget	Current Commitment	Current Expenditures	EAC	Current Budget - Commitments	Current Budget - Expenditures	Current Budget - EAC	Current Start Date	Current Finish Date	E-SPLOST IV Scope Description
	Administration Services												
			ARCHITECT	\$645,000.00	\$559,355.00	\$378,851.00	\$645,000.00	+\$85,645.00	+\$266,149.00	+\$0.00			
90534	Demolition - Demolition	Minich	Completed	\$4,306,309.00	\$3,818,292.55	\$3,728,511.68	\$4,306,309.00	+\$488,016.45	+\$577,797.32	+\$0.00	Oct-12	Sep-17	The scope of work will include, but is not limited to the following: Shutting down, disconnecting, and capping/making safe all utilities, including scheduling and coordination with utility companies. This includes but is not restricted to electric, natural gas, water, storm water, sanitary sewer, phone, cable and fiber optic, complete demolition of all structures and out buildings on the property, including but not restricted to all below grade footings, foundations, tunnels, slabs, piping, wiring, ductwork, and underground storage tanks (if any), removal and demolition of all materials remaining in the building including but not restricted to furniture, fixtures, equipment, and curriculum materials, Backfill of all excavated foundations, pipe, conduit, etc., Removal of all asphalt and concrete paving, walks, curbs, signage, bumper blocks, and other site improvements.
			PRECONST	\$926,803.00	\$899,556.35	\$898,476.35	\$926,803.00	+\$27,246.65	+\$28,326.65	+\$0.00			
			GENCONTR	\$3,269,015.00	\$2,815,748.67	\$2,727,047.80	\$3,269,015.00	+\$453,266.33	+\$541,967.20	+\$0.00			
			CONSTRSVC	\$110,491.00	\$102,987.53	\$102,987.53	\$110,491.00	+\$7,503.47	+\$7,503.47	+\$0.00			
99934	SPLOST IV Program Contingency	Wright	Non-Construction	\$2,815,484.11	\$0.00	\$0.00	\$2,815,484.11	+\$2,815,484.11	+\$2,815,484.11	+\$0.00	Oct-12	Aug-17	Program Contingency
			GENCONTR	\$200,000.00	\$0.00	\$0.00	\$554,869.00	+\$200,000.00	+\$200,000.00	-\$354,869.00			
			PRGCONTIN	(\$1,399,906.72)	\$0.00	\$0.00	(\$1,399,906.72)	-\$1,399,906.72	-\$1,399,906.72	+\$0.00			
			PRGCONTIN	\$4,015,390.83	\$0.00	\$0.00	\$3,660,521.83	+\$4,015,390.83	+\$4,015,390.83	+\$354,869.00			
Overall - Total			Overall - Total	\$270,804,858.09	\$231,525,389.00	\$188,149,855.84	\$274,303,418.39	+\$39,279,469.09	+\$82,655,002.25	-\$3,498,560.30			

E-SPLOST V Program Information

Project Number	Project	PM	Phase	Current Budget	Current Commitment	Current Expenditures	EAC	Current Budget - Commitments	Current Budget - Expenditures	Current Budget - EAC	Current Start Date	Current Finish Date	E-SPLOST V Scope Description
10135	Sprinkler Installation A	To Be Determined	Planning	\$1,230,000.00	\$0.00	\$0.00	\$7,960,472.73	+\$1,230,000.00	+\$1,230,000.00	-\$6,730,472.73	Feb-21	Feb-24	Sprinkler installation at 5 schools: Columbia HS, Dunaire ES, Former Wadsworth Facility (Temporary Rockbridge ES), International Student Center (Midway), and Wadsworth Magnet (Knollwood)
			ARCHITECT	\$12,300.00	\$0.00	\$0.00	\$79,604.73	+\$12,300.00	+\$12,300.00	-\$67,304.73			
			GENCONTR	\$1,082,400.00	\$0.00	\$0.00	\$7,005,216.00	+\$1,082,400.00	+\$1,082,400.00	-\$5,922,816.00			
			CONSTRSVC	\$12,300.00	\$0.00	\$0.00	\$79,604.73	+\$12,300.00	+\$12,300.00	-\$67,304.73			
			PRGCONTIN	\$123,000.00	\$0.00	\$0.00	\$796,047.27	+\$123,000.00	+\$123,000.00	-\$673,047.27			
10235	Sprinkler Installation B	To Be Determined	Planning	\$1,250,000.00	\$0.00	\$0.00	\$8,873,254.68	+\$1,250,000.00	+\$1,250,000.00	-\$7,623,254.68	Apr-21	Apr-24	Sprinkler installation at 7 schools: Allgood ES, Brockett ES, Evansdale ES, John Lewis ES (temporary/Druid Hills), Margaret Harris Comprehensive School, Stone Mill ES, Stone Mountain ES
			ARCHITECT	\$12,500.00	\$0.00	\$0.00	\$88,732.55	+\$12,500.00	+\$12,500.00	-\$76,232.55			
			GENCONTR	\$1,100,000.00	\$0.00	\$0.00	\$7,808,464.11	+\$1,100,000.00	+\$1,100,000.00	-\$6,708,464.11			
			CONSTRSVC	\$12,500.00	\$0.00	\$0.00	\$88,732.55	+\$12,500.00	+\$12,500.00	-\$76,232.55			
			PRGCONTIN	\$125,000.00	\$0.00	\$0.00	\$887,325.47	+\$125,000.00	+\$125,000.00	-\$762,325.47			
10335	Sprinkler Installation C	To Be Determined	Planning	\$1,420,000.00	\$0.00	\$0.00	\$9,257,206.82	+\$1,420,000.00	+\$1,420,000.00	-\$7,837,206.82	Jun-21	Jun-24	Sprinkler Installation C. Sprinkler installation at 6 schools: Chesnut ES, Huntley Hills ES, Montgomery ES, Sequoyah MS, Vanderlyn ES, and Woodward ES
			ARCHITECT	\$14,200.00	\$0.00	\$0.00	\$92,572.07	+\$14,200.00	+\$14,200.00	-\$78,372.07			
			GENCONTR	\$1,249,600.00	\$0.00	\$0.00	\$8,146,342.00	+\$1,249,600.00	+\$1,249,600.00	-\$6,896,742.00			
			CONSTRSVC	\$14,200.00	\$0.00	\$0.00	\$92,572.07	+\$14,200.00	+\$14,200.00	-\$78,372.07			
			PRGCONTIN	\$142,000.00	\$0.00	\$0.00	\$925,720.68	+\$142,000.00	+\$142,000.00	-\$783,720.68			
10935	Life, Safety Set-aside	Fernandez	Planning	\$3,530,000.00	\$0.00	\$0.00	\$3,530,000.00	+\$3,530,000.00	+\$3,530,000.00	+\$0.00	Jul-17	Jun-22	Set-aside funds for other fire and life safety improvements, which could include enhancements to fire alarm systems, emergency lighting, and other life safety improvements to support our partnership with the DeKalb Fire Marshal's office.
			MGTADMIN	\$3,530,000.00	\$0.00	\$0.00	\$3,530,000.00	+\$3,530,000.00	+\$3,530,000.00	+\$0.00			
11135	Fence Installation A	To Be Determined	Planning	\$803,000.00	\$0.00	\$0.00	\$1,341,705.32	+\$803,000.00	+\$803,000.00	-\$538,705.32	Apr-20	Aug-21	Fence installation at 12 schools: Arabia Mountain HS, Bob Mathis ES, Cedar Grove ES, Cedar Grove HS, Fairington ES, Flat Shoals ES, International Student Center (Midway), Lithonia HS, Rainbow ES, Redan ES, Wadsworth Magnet (Knollwood), and

E-SPLOST V Program Information

Project Number	Project	PM	Phase	Current Budget	Current Commitment	Current Expenditures	EAC	Current Budget - Commitments	Current Budget - Expenditures	Current Budget - EAC	Current Start Date	Current Finish Date	E-SPLOST V Scope Description
													Woodridge ES
			ARCHITECT	\$8,030.00	\$0.00	\$0.00	\$13,417.05	+\$8,030.00	+\$8,030.00	-\$5,387.05			
			GENCONTR	\$754,820.00	\$0.00	\$0.00	\$1,261,203.00	+\$754,820.00	+\$754,820.00	-\$506,383.00			
			PRGCONTIN	\$40,150.00	\$0.00	\$0.00	\$67,085.27	+\$40,150.00	+\$40,150.00	-\$26,935.27			
11235	Fence Installation B	To Be Determined	Planning	\$916,000.00	\$0.00	\$0.00	\$1,262,490.42	+\$916,000.00	+\$916,000.00	-\$346,490.42	May-20	Oct-21	Fence installation at 12 schools: Allgood ES, Clarkston HS, Druid Hills MS, Dunaire ES, E. L. Miller ES, Freedom MS, Hambrick ES, Idlewood ES, Laurel Ridge ES, Margaret Harris Comprehensive School, Stephenson MS, and Stoneview ES
			ARCHITECT	\$9,160.00	\$0.00	\$0.00	\$12,624.90	+\$9,160.00	+\$9,160.00	-\$3,464.90			
			GENCONTR	\$861,040.00	\$0.00	\$0.00	\$1,186,741.00	+\$861,040.00	+\$861,040.00	-\$325,701.00			
			PRGCONTIN	\$45,800.00	\$0.00	\$0.00	\$63,124.52	+\$45,800.00	+\$45,800.00	-\$17,324.52			
11335	Fence Installation C	To Be Determined	Planning	\$751,000.00	\$0.00	\$0.00	\$1,033,905.32	+\$751,000.00	+\$751,000.00	-\$282,905.32	Sep-20	Feb-22	Fence installation at 12 schools: Briar Vista ES, Cary Reynolds ES, Chesnut ES, Cross Keys HS, Dresden ES, Henderson Mill ES, Kingsley ES, Kittredge Magnet, Oak Grove ES, Sequoyah MS, Vanderlyn ES, and Woodward ES
			ARCHITECT	\$7,510.00	\$0.00	\$0.00	\$10,339.05	+\$7,510.00	+\$7,510.00	-\$2,829.05			
			GENCONTR	\$705,940.00	\$0.00	\$0.00	\$971,871.00	+\$705,940.00	+\$705,940.00	-\$265,931.00			
			PRGCONTIN	\$37,550.00	\$0.00	\$0.00	\$51,695.27	+\$37,550.00	+\$37,550.00	-\$14,145.27			
11535	Security Vestibules A	To Be Determined	Planning	\$917,000.00	\$0.00	\$0.00	\$1,771,469.57	+\$917,000.00	+\$917,000.00	-\$854,469.57	Jun-20	Dec-22	Installation of security vestibules at 10 schools: Bob Mathis ES, Cedar Grove ES, Columbia ES, International Student Center (Midway), McNair HS, Rainbow ES, Stephenson MS, Stone Mountain HS, Wadsworth Magnet (Knollwood), and Woodridge ES
			PRECONST	\$9,170.00	\$0.00	\$0.00	\$17,714.70	+\$9,170.00	+\$9,170.00	-\$8,544.70			
			ARCHITECT	\$55,020.00	\$0.00	\$0.00	\$106,288.17	+\$55,020.00	+\$55,020.00	-\$51,268.17			
			GENCONTR	\$738,185.00	\$0.00	\$0.00	\$1,426,033.00	+\$738,185.00	+\$738,185.00	-\$687,848.00			
			CONSTRSVC	\$22,925.00	\$0.00	\$0.00	\$44,286.74	+\$22,925.00	+\$22,925.00	-\$21,361.74			
			PRGCONTIN	\$91,700.00	\$0.00	\$0.00	\$177,146.96	+\$91,700.00	+\$91,700.00	-\$85,446.96			
11635	Security Vestibules B	To Be Determined	Planning	\$1,069,000.00	\$0.00	\$0.00	\$1,771,469.57	+\$1,069,000.00	+\$1,069,000.00	-\$702,469.57	Mar-20	Aug-22	Installation of security vestibules at 10 schools: AIC/DeKalb Early College Academy, AIC/Elizabeth Andrews HS, Ashford Park ES, Briarlake ES, Chesnut ES, Henderson MS, Idlewood ES, Oak Grove ES, Sequoyah MS, and Vanderlyn ES
			PRECONST	\$10,690.00	\$0.00	\$0.00	\$17,714.70	+\$10,690.00	+\$10,690.00	-\$7,024.70			

E-SPLOST V Program Information

Project Number	Project	PM	Phase	Current Budget	Current Commitment	Current Expenditures	EAC	Current Budget - Commitments	Current Budget - Expenditures	Current Budget - EAC	Current Start Date	Current Finish Date	E-SPLOST V Scope Description
			ARCHITECT	\$64,140.00	\$0.00	\$0.00	\$106,288.17	+\$64,140.00	+\$64,140.00	-\$42,148.17			
			GENCONTR	\$860,545.00	\$0.00	\$0.00	\$1,426,033.00	+\$860,545.00	+\$860,545.00	-\$565,488.00			
			CONSTRSVC	\$26,725.00	\$0.00	\$0.00	\$44,286.74	+\$26,725.00	+\$26,725.00	-\$17,561.74			
			PRGCONTIN	\$106,900.00	\$0.00	\$0.00	\$177,146.96	+\$106,900.00	+\$106,900.00	-\$70,246.96			
12135	Druid Hills HS - Security Vestibule, Fire Sprinkler, Accessibility Improvements	To Be Determined	Planning	\$616,000.00	\$0.00	\$0.00	\$2,163,822.36	+\$616,000.00	+\$616,000.00	-\$1,547,822.36	Jul-19	Nov-21	Security vestibule installation, fire sprinkler installation, and accessibility improvements between floors
			PRECONST	\$6,160.00	\$0.00	\$0.00	\$21,638.22	+\$6,160.00	+\$6,160.00	-\$15,478.22			
			ARCHITECT	\$36,960.00	\$0.00	\$0.00	\$151,829.34	+\$36,960.00	+\$36,960.00	-\$114,869.34			
			GENCONTR	\$495,880.00	\$0.00	\$0.00	\$1,719,877.00	+\$495,880.00	+\$495,880.00	-\$1,223,997.00			
			CONSTRSVC	\$15,400.00	\$0.00	\$0.00	\$54,095.56	+\$15,400.00	+\$15,400.00	-\$38,695.56			
			PRGCONTIN	\$61,600.00	\$0.00	\$0.00	\$216,382.24	+\$61,600.00	+\$61,600.00	-\$154,782.24			
12235	Hambrick ES - Security Vestibule, Fire Sprinkler, Special Ed Restroom	To Be Determined	Planning	\$370,000.00	\$0.00	\$0.00	\$1,663,277.02	+\$370,000.00	+\$370,000.00	-\$1,293,277.02	Mar-20	Jul-22	Security vestibule installation, fire sprinkler installation, and one special education restroom upgrade
			PRECONST	\$3,700.00	\$0.00	\$0.00	\$16,632.77	+\$3,700.00	+\$3,700.00	-\$12,932.77			
			ARCHITECT	\$22,200.00	\$0.00	\$0.00	\$99,796.62	+\$22,200.00	+\$22,200.00	-\$77,596.62			
			GENCONTR	\$297,850.00	\$0.00	\$0.00	\$1,338,938.00	+\$297,850.00	+\$297,850.00	-\$1,041,088.00			
			CONSTRSVC	\$9,250.00	\$0.00	\$0.00	\$41,581.93	+\$9,250.00	+\$9,250.00	-\$32,331.93			
			PRGCONTIN	\$37,000.00	\$0.00	\$0.00	\$166,327.70	+\$37,000.00	+\$37,000.00	-\$129,327.70			
20135	New Cross Keys MS (at Cross Keys HS)	Fernandez	Design	\$10,005,000.00	\$536,568.00	\$39,394.70	\$11,823,467.00	+\$9,468,432.00	+\$9,965,605.30	-\$1,818,467.00	Mar-17	Mar-22	21-classroom addition (and necessary core space additions and/or parking spaces), installation of security vestibule, conversion to middle school, and sprinkler installation - EAC Reflects Proposed Scope Revisions - 8 Classroom Addition (And necessary core space additions and/or parking spaces), installation of security vestibule, conversion to middle school, and sprinkler installation.
			PRECONST	\$100,050.00	\$310.00	\$310.00	\$118,800.00	+\$99,740.00	+\$99,740.00	-\$18,750.00			
			ARCHITECT	\$516,258.00	\$516,258.00	\$39,084.70	\$544,100.00	+\$0.00	+\$477,173.30	-\$27,842.00			
			GENCONTR	\$8,004,000.00	\$20,000.00	\$0.00	\$9,504,000.00	+\$7,984,000.00	+\$8,004,000.00	-\$1,500,000.00			
			CONSTRSVC	\$250,125.00	\$0.00	\$0.00	\$297,000.00	+\$250,125.00	+\$250,125.00	-\$46,875.00			
			FFE	\$230,115.00	\$0.00	\$0.00	\$273,240.00	+\$230,115.00	+\$230,115.00	-\$43,125.00			
			TECHNOLOGY	\$350,175.00	\$0.00	\$0.00	\$415,800.00	+\$350,175.00	+\$350,175.00	-\$65,625.00			
			PRGCONTIN	\$554,277.00	\$0.00	\$0.00	\$670,527.00	+\$554,277.00	+\$554,277.00	-\$116,250.00			
20235	Freedom MS - 17-Classroom Addition, Security Vestibule	To Be Determined	Planning	\$8,485,000.00	\$0.00	\$0.00	\$0.00	+\$8,485,000.00	+\$8,485,000.00	+\$8,485,000.00	Jan-20	Jan-23	17-classroom addition (and necessary core space additions and/or parking spaces) and installation of security vestibule - EAC

E-SPLOST V Program Information

Project Number	Project	PM	Phase	Current Budget	Current Commitment	Current Expenditures	EAC	Current Budget - Commitments	Current Budget - Expenditures	Current Budget - EAC	Current Start Date	Current Finish Date	E-SPLOST V Scope Description
													Reflects Proposed Scope Revisions - Remove Project
			PRECONST	\$84,850.00	\$0.00	\$0.00	\$0.00	+\$84,850.00	+\$84,850.00	+\$84,850.00			
			ARCHITECT	\$381,825.00	\$0.00	\$0.00	\$0.00	+\$381,825.00	+\$381,825.00	+\$381,825.00			
			GENCONTR	\$6,788,000.00	\$0.00	\$0.00	\$0.00	+\$6,788,000.00	+\$6,788,000.00	+\$6,788,000.00			
			CONSTRSVC	\$212,125.00	\$0.00	\$0.00	\$0.00	+\$212,125.00	+\$212,125.00	+\$212,125.00			
			FFE	\$195,155.00	\$0.00	\$0.00	\$0.00	+\$195,155.00	+\$195,155.00	+\$195,155.00			
			TECHNOLOGY	\$296,975.00	\$0.00	\$0.00	\$0.00	+\$296,975.00	+\$296,975.00	+\$296,975.00			
			PRGCONTIN	\$526,070.00	\$0.00	\$0.00	\$0.00	+\$526,070.00	+\$526,070.00	+\$526,070.00			
20335	Peachtree MS - 26-Classroom Addition	To Be Determined	Planning	\$14,100,000.00	\$0.00	\$0.00	\$11,930,263.75	+\$14,100,000.00	+\$14,100,000.00	+\$2,169,736.25	Oct-19	Mar-23	26-classroom addition (and necessary core space additions and/or parking spaces) - EAC Reflects Proposed Scope Revisions - 18 Classroom addition (and necessary core space additions and/or parking spaces).
			PRECONST	\$141,000.00	\$0.00	\$0.00	\$119,302.64	+\$141,000.00	+\$141,000.00	+\$21,697.36			
			ARCHITECT	\$634,500.00	\$0.00	\$0.00	\$536,861.87	+\$634,500.00	+\$634,500.00	+\$97,638.13			
			GENCONTR	\$11,280,000.00	\$0.00	\$0.00	\$9,544,211.00	+\$11,280,000.00	+\$11,280,000.00	+\$1,735,789.00			
			CONSTRSVC	\$352,500.00	\$0.00	\$0.00	\$298,256.59	+\$352,500.00	+\$352,500.00	+\$54,243.41			
			FFE	\$324,300.00	\$0.00	\$0.00	\$274,396.07	+\$324,300.00	+\$324,300.00	+\$49,903.93			
			TECHNOLOGY	\$493,500.00	\$0.00	\$0.00	\$417,559.23	+\$493,500.00	+\$493,500.00	+\$75,940.77			
			PRGCONTIN	\$874,200.00	\$0.00	\$0.00	\$739,676.35	+\$874,200.00	+\$874,200.00	+\$134,523.65			
21135	Cedar Grove HS - Auditorium Addition and Turf Installation at Football Practice Field	Atta	Construction-Procure	\$6,030,000.00	\$371,870.61	\$309,640.61	\$9,971,823.80	+\$5,658,129.39	+\$5,720,359.39	-\$3,941,823.80	Aug-17	Nov-20	Auditorium addition and improved accessibility between levels (possibly light duty elevator) and turf installation at football practice field - EAC Reflects Proposed Scope Revisions - Will not install new turf football practice field.
			PRECONST	\$60,300.00	\$1,783.80	\$1,783.80	\$101,613.80	+\$58,516.20	+\$58,516.20	-\$41,313.80			
			ARCHITECT	\$361,350.00	\$341,158.00	\$278,928.00	\$536,076.24	+\$20,192.00	+\$82,422.00	-\$174,726.24			
			GENCONTR	\$4,824,000.00	\$0.00	\$0.00	\$8,000,000.00	+\$4,824,000.00	+\$4,824,000.00	-\$3,176,000.00			
			CONSTRSVC	\$150,750.00	\$4,840.00	\$4,840.00	\$250,220.00	+\$145,910.00	+\$145,910.00	-\$99,470.00			
			FFE	\$138,690.00	\$24,088.81	\$24,088.81	\$230,000.00	+\$114,601.19	+\$114,601.19	-\$91,310.00			
			TECHNOLOGY	\$211,050.00	\$0.00	\$0.00	\$350,000.00	+\$211,050.00	+\$211,050.00	-\$138,950.00			
			PRGCONTIN	\$283,860.00	\$0.00	\$0.00	\$503,913.76	+\$283,860.00	+\$283,860.00	-\$220,053.76			
21235	Chamblee HS - 30-Classroom Addition, Synthetic Turf at Football Practice Field	Fernandez	Design	\$21,540,000.00	\$1,149,369.00	\$122,947.00	\$26,489,833.75	+\$20,390,631.00	+\$21,417,053.00	-\$4,949,833.75	Mar-17	Aug-21	30-classroom addition (and necessary core space additions and/or parking spaces) and installation of synthetic turf at football practice field
			PRECONST	\$215,400.00	\$8,410.00	\$8,410.00	\$264,898.34	+\$206,990.00	+\$206,990.00	-\$49,498.34			
			ARCHITECT	\$1,125,959.00	\$1,125,959.00	\$114,537.00	\$1,348,701.52	+\$0.00	+\$1,011,422.00	-\$222,742.52			

E-SPLOST V Program Information

Project Number	Project	PM	Phase	Current Budget	Current Commitment	Current Expenditures	EAC	Current Budget - Commitments	Current Budget - Expenditures	Current Budget - EAC	Current Start Date	Current Finish Date	E-SPLOST V Scope Description
			GENCONTR	\$17,232,000.00	\$15,000.00	\$0.00	\$21,191,867.00	+\$17,217,000.00	+\$17,232,000.00	-\$3,959,867.00			
			CONSTRSVC	\$538,500.00	\$0.00	\$0.00	\$662,245.84	+\$538,500.00	+\$538,500.00	-\$123,745.84			
			FFE	\$495,420.00	\$0.00	\$0.00	\$609,266.18	+\$495,420.00	+\$495,420.00	-\$113,846.18			
			TECHNOLOGY	\$753,900.00	\$0.00	\$0.00	\$927,144.18	+\$753,900.00	+\$753,900.00	-\$173,244.18			
			PRGCONTIN	\$1,178,821.00	\$0.00	\$0.00	\$1,485,710.69	+\$1,178,821.00	+\$1,178,821.00	-\$306,889.69			
21335	Clarkston HS - 32-Classroom Addition, Synthetic Turf, Security Vestibule, Accessibility Improvements	Fernandez	Design	\$18,040,000.00	\$791,200.00	\$98,900.00	\$10,599,882.51	+\$17,248,800.00	+\$17,941,100.00	+\$7,440,117.49	Feb-18	Jul-22	32-classroom addition (and necessary core space additions and/or parking spaces), installation of synthetic turf at football practice field, installation of security vestibule, and accessibility improvements (elevator(s), lift for stage, and improved assisted toileting area - EAC Reflects Proposed Scope Revisions - 15 classroom addition (and necessary core space additions and/or parking spaces), installation of security vestibule, and accessibility improvements (elevator(s), lift for stage, and improved assisted toileting area.
			PRECONST	\$180,400.00	\$0.00	\$0.00	\$105,998.83	+\$180,400.00	+\$180,400.00	+\$74,401.17			
			ARCHITECT	\$811,800.00	\$791,200.00	\$98,900.00	\$476,994.71	+\$20,600.00	+\$712,900.00	+\$334,805.29			
			GENCONTR	\$14,432,000.00	\$0.00	\$0.00	\$8,479,906.00	+\$14,432,000.00	+\$14,432,000.00	+\$5,952,094.00			
			CONSTRSVC	\$451,000.00	\$0.00	\$0.00	\$264,997.06	+\$451,000.00	+\$451,000.00	+\$186,002.94			
			FFE	\$414,920.00	\$0.00	\$0.00	\$243,797.30	+\$414,920.00	+\$414,920.00	+\$171,122.70			
			TECHNOLOGY	\$631,400.00	\$0.00	\$0.00	\$370,995.89	+\$631,400.00	+\$631,400.00	+\$260,404.11			
			PRGCONTIN	\$1,118,480.00	\$0.00	\$0.00	\$657,192.72	+\$1,118,480.00	+\$1,118,480.00	+\$461,287.28			
21435	New Cross Keys HS	Minich	Design	\$84,800,000.00	\$4,017,096.00	\$654,754.00	\$102,023,840.00	+\$80,782,904.00	+\$84,145,246.00	-\$17,223,840.00	Aug-17	Oct-21	New 119-classroom high school - EAC Reflects Proposed Scope Revisions - New 98 classroom high school
			PRECONST	\$424,000.00	\$59,800.00	\$59,800.00	\$505,800.00	+\$364,200.00	+\$364,200.00	-\$81,800.00			
			ARCHITECT	\$3,392,000.00	\$3,383,340.00	\$594,954.00	\$4,108,040.00	+\$8,660.00	+\$2,797,046.00	-\$716,040.00			
			GENCONTR	\$72,080,000.00	\$573,956.00	\$0.00	\$86,700,000.00	+\$71,506,044.00	+\$72,080,000.00	-\$14,620,000.00			
			CONSTRSVC	\$1,696,000.00	\$0.00	\$0.00	\$2,040,000.00	+\$1,696,000.00	+\$1,696,000.00	-\$344,000.00			
			FFE	\$1,696,000.00	\$0.00	\$0.00	\$2,040,000.00	+\$1,696,000.00	+\$1,696,000.00	-\$344,000.00			
			TECHNOLOGY	\$2,544,000.00	\$0.00	\$0.00	\$3,060,000.00	+\$2,544,000.00	+\$2,544,000.00	-\$516,000.00			
			PRGCONTIN	\$2,968,000.00	\$0.00	\$0.00	\$3,570,000.00	+\$2,968,000.00	+\$2,968,000.00	-\$602,000.00			
21535	Dunwoody HS - 29-Classroom Addition and Synthetic Turf at Football Practice Field	Albanese	Design	\$17,690,000.00	\$898,800.47	\$102,220.47	\$28,071,470.00	+\$16,791,199.53	+\$17,587,779.53	-\$10,381,470.00	Sep-17	Aug-22	29-classroom addition (and necessary core space additions and/or parking spaces) and installation of synthetic turf at football practice field - EAC Reflects Proposed Scope Revisions - 41 classroom addition (and necessary core space additions and/or

E-SPLOST V Program Information

Project Number	Project	PM	Phase	Current Budget	Current Commitment	Current Expenditures	EAC	Current Budget - Commitments	Current Budget - Expenditures	Current Budget - EAC	Current Start Date	Current Finish Date	E-SPLOST V Scope Description
													parking spaces).
			PRECONST	\$176,900.00	\$250.00	\$250.00	\$280,869.20	+\$176,650.00	+\$176,650.00	-\$103,969.20			
			ARCHITECT	\$838,500.00	\$838,500.00	\$41,920.00	\$1,275,461.40	+\$0.00	+\$796,580.00	-\$436,961.40			
			GENCONTR	\$14,152,000.00	\$0.00	\$0.00	\$22,469,536.00	+\$14,152,000.00	+\$14,152,000.00	-\$8,317,536.00			
			CONSTRSVC	\$442,250.00	\$60,050.47	\$60,050.47	\$675,173.00	+\$382,199.53	+\$382,199.53	-\$232,923.00			
			FFE	\$406,870.00	\$0.00	\$0.00	\$645,999.20	+\$406,870.00	+\$406,870.00	-\$239,129.20			
			TECHNOLOGY	\$619,150.00	\$0.00	\$0.00	\$983,042.20	+\$619,150.00	+\$619,150.00	-\$363,892.20			
			PRGCONTIN	\$1,054,330.00	\$0.00	\$0.00	\$1,741,389.00	+\$1,054,330.00	+\$1,054,330.00	-\$687,059.00			
21635	Lakeside HS - 38-Classroom Addition and Synthetic Turf at Football Practice Field	Albanese	Design	\$26,990,000.00	\$1,375,070.00	\$392,595.00	\$25,000,000.00	+\$25,614,930.00	+\$26,597,405.00	+\$1,990,000.00	Jan-18	Feb-22	38-classroom addition (and necessary core space additions and/or parking spaces) and installation of synthetic turf at football practice field - EAC Reflects Proposed Scope Revisions - 17 classroom addition (and necessary core space additions and/or parking spaces).
			PRECONST	\$269,900.00	\$75,095.00	\$75,095.00	\$250,000.00	+\$194,805.00	+\$194,805.00	+\$19,900.00			
			ARCHITECT	\$1,300,550.00	\$1,299,975.00	\$317,500.00	\$1,125,000.00	+\$575.00	+\$983,050.00	+\$175,550.00			
			GENCONTR	\$21,592,000.00	\$0.00	\$0.00	\$20,000,000.00	+\$21,592,000.00	+\$21,592,000.00	+\$1,592,000.00			
			CONSTRSVC	\$674,750.00	\$0.00	\$0.00	\$625,000.00	+\$674,750.00	+\$674,750.00	+\$49,750.00			
			FFE	\$620,770.00	\$0.00	\$0.00	\$575,000.00	+\$620,770.00	+\$620,770.00	+\$45,770.00			
			TECHNOLOGY	\$944,650.00	\$0.00	\$0.00	\$875,000.00	+\$944,650.00	+\$944,650.00	+\$69,650.00			
			PRGCONTIN	\$1,587,380.00	\$0.00	\$0.00	\$1,550,000.00	+\$1,587,380.00	+\$1,587,380.00	+\$37,380.00			
22135	John Lewis ES - New 900-Seat Prototype ES	Albanese	Closeout	\$31,598,000.00	\$24,111,106.33	\$20,795,137.44	\$31,683,615.40	+\$7,486,893.67	+\$10,802,862.56	-\$85,615.40	Jan-14	Jul-19	New 900-seat prototype elementary school, including land purchase
			PRECONST	\$1,800.00	\$1,800.00	\$1,800.00	\$1,800.00	+\$0.00	+\$0.00	+\$0.00			
			GENCONTR	\$22,339,751.00	\$22,364,501.10	\$20,196,274.10	\$22,364,501.10	-\$24,750.10	+\$2,143,476.90	-\$24,750.10			
			CONSTRSVC	\$136,760.00	\$114,250.93	\$99,845.93	\$136,760.00	+\$22,509.07	+\$36,914.07	+\$0.00			
			TESTING	\$0.00	\$60,865.30	\$60,865.30	\$60,865.30	-\$60,865.30	-\$60,865.30	-\$60,865.30			
			LAND	\$7,550,000.00	\$0.00	\$0.00	\$7,550,000.00	+\$7,550,000.00	+\$7,550,000.00	+\$0.00			
			FFE	\$550,000.00	\$550,000.00	\$436,352.11	\$550,000.00	+\$0.00	+\$113,647.89	+\$0.00			
			TECHNOLOGY	\$1,019,689.00	\$1,019,689.00	\$0.00	\$1,019,689.00	+\$0.00	+\$1,019,689.00	+\$0.00			
			PRGCONTIN	\$0.00	\$0.00	\$0.00	\$0.00	+\$0.00	+\$0.00	+\$0.00			
22235	New Doraville United Elementary School - New 900-Seat Prototype ES	Fernandez	Construction	\$37,580,566.00	\$35,612,730.48	\$25,207,442.87	\$37,855,837.39	+\$1,967,835.52	+\$12,373,123.13	-\$275,271.39	Mar-17	Feb-20	New 900-seat prototype elementary school, including land purchase
			PRECONST	\$180,765.52	\$180,765.52	\$180,765.52	\$181,760.73	+\$0.00	+\$0.00	-\$995.21			
			GENCONTR	\$26,833,421.88	\$26,954,391.88	\$16,647,379.39	\$27,063,825.88	-\$120,970.00	+\$10,186,042.49	-\$230,404.00			
			CONSTRSVC	\$470,000.00	\$243,628.58	\$145,353.46	\$472,363.62	+\$226,371.42	+\$324,646.54	-\$2,363.62			
			LAND	\$8,233,944.50	\$8,233,944.50	\$8,233,944.50	\$7,565,185.58	+\$0.00	+\$0.00	+\$668,758.92			
			FFE	\$450,000.00	\$0.00	\$0.00	\$451,866.02	+\$450,000.00	+\$450,000.00	-\$1,866.02			
			TECHNOLOGY	\$1,200,000.00	\$0.00	\$0.00	\$1,203,856.44	+\$1,200,000.00	+\$1,200,000.00	-\$3,856.44			

E-SPLOST V Program Information

Project Number	Project	PM	Phase	Current Budget	Current Commitment	Current Expenditures	EAC	Current Budget - Commitments	Current Budget - Expenditures	Current Budget - EAC	Current Start Date	Current Finish Date	E-SPLOST V Scope Description
			MGTADMIN	\$0.00	\$0.00	\$0.00	\$0.00	+\$0.00	+\$0.00	+\$0.00			
			PRGCONTIN	\$212,434.10	\$0.00	\$0.00	\$916,979.12	+\$212,434.10	+\$212,434.10	-\$704,545.02			
22335	Indian Creek ES - Tear Down and Rebuild of New 1200-Seat Prototype ES	Albanese	Construction	\$28,500,000.00	\$18,111,470.30	\$2,555,208.36	\$42,627,369.50	+\$10,388,529.70	+\$25,944,791.64	-\$14,127,369.50	Mar-17	May-21	Tear-down and re-build of new 1200-seat (expanded) prototype elementary school on-site
			PRECONST	\$0.00	\$99,104.50	\$0.00	\$99,104.50	-\$99,104.50	+\$0.00	-\$99,104.50			
			PRECONST	\$285,000.00	\$250,056.00	\$250,056.00	\$285,000.00	+\$34,944.00	+\$34,944.00	+\$0.00			
			ARCHITECT	\$1,001,580.00	\$971,580.00	\$622,785.56	\$1,029,845.00	+\$30,000.00	+\$378,794.44	-\$28,265.00			
			GENCONTR	\$23,655,000.00	\$16,763,875.00	\$1,655,512.00	\$37,655,000.00	+\$6,891,125.00	+\$21,999,488.00	-\$14,000,000.00			
			CONSTRSVC	\$712,500.00	\$8,900.00	\$8,900.00	\$712,500.00	+\$703,600.00	+\$703,600.00	+\$0.00			
			LAND	\$340,000.00	\$0.00	\$0.00	\$340,000.00	+\$340,000.00	+\$340,000.00	+\$0.00			
			FFE	\$570,000.00	\$0.00	\$0.00	\$570,000.00	+\$570,000.00	+\$570,000.00	+\$0.00			
			TECHNOLOGY	\$1,140,000.00	\$17,954.80	\$17,954.80	\$1,140,000.00	+\$1,122,045.20	+\$1,122,045.20	+\$0.00			
			PRGCONTIN	\$795,920.00	\$0.00	\$0.00	\$795,920.00	+\$795,920.00	+\$795,920.00	+\$0.00			
30135	Turf Installation A	To Be Determined	Planning	\$5,320,000.00	\$0.00	\$0.00	\$6,611,111.11	+\$5,320,000.00	+\$5,320,000.00	-\$1,291,111.11	Jan-14	Feb-23	Turf installation at football practice field at 7 schools: Druid Hills HS, Druid Hills MS, Redan HS, Stephenson HS, Stone Mountain HS, Towers HS, and Tucker HS
			PRECONST	\$53,200.00	\$0.00	\$0.00	\$66,111.11	+\$53,200.00	+\$53,200.00	-\$12,911.11			
			GENCONTR	\$4,788,000.00	\$0.00	\$0.00	\$5,950,000.00	+\$4,788,000.00	+\$4,788,000.00	-\$1,162,000.00			
			CONSTRSVC	\$106,400.00	\$0.00	\$0.00	\$132,222.22	+\$106,400.00	+\$106,400.00	-\$25,822.22			
			PRGCONTIN	\$372,400.00	\$0.00	\$0.00	\$462,777.78	+\$372,400.00	+\$372,400.00	-\$90,377.78			
30235	Turf Installation B	To Be Determined	Planning	\$5,510,000.00	\$0.00	\$0.00	\$6,611,111.11	+\$5,510,000.00	+\$5,510,000.00	-\$1,101,111.11	Nov-20	Jan-23	Turf installation at football practice field at 7 schools: Arabia Mountain HS, Columbia HS, Lithonia HS, Martin Luther King, Jr. HS, McNair, Ronald E. HS, Miller Grove HS, and Southwest DeKalb HS
			PRECONST	\$55,100.00	\$0.00	\$0.00	\$66,111.11	+\$55,100.00	+\$55,100.00	-\$11,011.11			
			GENCONTR	\$4,959,000.00	\$0.00	\$0.00	\$5,950,000.00	+\$4,959,000.00	+\$4,959,000.00	-\$991,000.00			
			CONSTRSVC	\$110,200.00	\$0.00	\$0.00	\$132,222.22	+\$110,200.00	+\$110,200.00	-\$22,022.22			
			PRGCONTIN	\$385,700.00	\$0.00	\$0.00	\$462,777.78	+\$385,700.00	+\$385,700.00	-\$77,077.78			
31135	Playground Replacement	Atta	Completed	\$1,311,000.00	\$1,311,000.00	\$1,255,163.30	\$1,311,000.00	+\$0.00	+\$55,836.70	+\$0.00	Mar-17	Oct-18	Replacement of playground at 19 schools: Briar Vista ES, Briarlake ES, Cary Reynolds ES, Cedar Grove ES, Chapel Hill ES, Columbia ES, Evansdale ES, Fairington ES, Hambrick ES, Henderson Mill ES, Kelley Lake ES, McLendon ES, Panola Way ES, Rainbow ES, Robert Shaw Theme ES, Rock Chapel ES, Stone Mill ES, Toney ES, Woodward ES
			ARCHITECT	\$13,110.00	\$0.00	\$0.00	\$13,110.00	+\$13,110.00	+\$13,110.00	+\$0.00			

E-SPLOST V Program Information

Project Number	Project	PM	Phase	Current Budget	Current Commitment	Current Expenditures	EAC	Current Budget - Commitments	Current Budget - Expenditures	Current Budget - EAC	Current Start Date	Current Finish Date	E-SPLOST V Scope Description
			GENCONTR	\$1,232,340.00	\$1,311,000.00	\$1,255,163.30	\$1,232,340.00	-\$78,660.00	-\$22,823.30	+\$0.00			
			PRGCONTIN	\$65,550.00	\$0.00	\$0.00	\$65,550.00	+\$65,550.00	+\$65,550.00	+\$0.00			
32135	Plumbing Fixture Replacement	To Be Determined	Planning	\$1,917,000.00	\$0.00	\$0.00	\$1,917,000.00	+\$1,917,000.00	+\$1,917,000.00	+\$0.00	Jun-21	Oct-23	Plumbing fixture replacement at 5 schools: Bouie Theme ES, Browns Mill ES, Oak Grove ES, Oak View ES, Stone Mountain ES
			ARCHITECT	\$19,170.00	\$0.00	\$0.00	\$19,170.00	+\$19,170.00	+\$19,170.00	+\$0.00			
			GENCONTR	\$1,686,960.00	\$0.00	\$0.00	\$1,686,960.00	+\$1,686,960.00	+\$1,686,960.00	+\$0.00			
			CONSTRSVC	\$19,170.00	\$0.00	\$0.00	\$19,170.00	+\$19,170.00	+\$19,170.00	+\$0.00			
			PRGCONTIN	\$191,700.00	\$0.00	\$0.00	\$191,700.00	+\$191,700.00	+\$191,700.00	+\$0.00			
32235	Redan MS - Restroom and Plumbing Fixture Replacement, Fire Sprinkler Install	To Be Determined	Planning	\$807,000.00	\$0.00	\$0.00	\$3,009,713.04	+\$807,000.00	+\$807,000.00	-\$2,202,713.04	Jun-20	Oct-22	Restroom and plumbing fixture replacement, fire sprinkler installation, and improved assisted toileting area
			PRECONST	\$8,070.00	\$0.00	\$0.00	\$30,097.13	+\$8,070.00	+\$8,070.00	-\$22,027.13			
			ARCHITECT	\$48,420.00	\$0.00	\$0.00	\$180,582.78	+\$48,420.00	+\$48,420.00	-\$132,162.78			
			GENCONTR	\$649,635.00	\$0.00	\$0.00	\$2,422,819.00	+\$649,635.00	+\$649,635.00	-\$1,773,184.00			
			CONSTRSVC	\$20,175.00	\$0.00	\$0.00	\$75,242.83	+\$20,175.00	+\$20,175.00	-\$55,067.83			
			PRGCONTIN	\$80,700.00	\$0.00	\$0.00	\$300,971.30	+\$80,700.00	+\$80,700.00	-\$220,271.30			
33135	Lead-in-Water Testing Set-Aside	To Be Determined	Planning	\$923,000.00	\$0.00	\$0.00	\$0.00	+\$923,000.00	+\$923,000.00	+\$923,000.00	Jul-17	Jun-22	Set-aside funds for facility improvements in support of lead-in-water testing
			MGTADMIN	\$923,000.00	\$0.00	\$0.00	\$0.00	+\$923,000.00	+\$923,000.00	+\$923,000.00			
34135	Accessibility Improvements and Plumbing Fixtures	To Be Determined	Planning	\$1,593,000.00	\$0.00	\$0.00	\$1,593,000.00	+\$1,593,000.00	+\$1,593,000.00	+\$0.00	Mar-21	Jul-23	Accessibility improvements at 4 schools: Cedar Grove MS (accessibility improvements and plumbing fixtures), Chapel Hill MS (accessibility improvements and plumbing fixtures), Oakcliff Theme ES (accessibility improvements only), and Rainbow ES (accessibility improvements only)
			PRECONST	\$15,930.00	\$0.00	\$0.00	\$15,930.00	+\$15,930.00	+\$15,930.00	+\$0.00			
			ARCHITECT	\$95,580.00	\$0.00	\$0.00	\$95,580.00	+\$95,580.00	+\$95,580.00	+\$0.00			
			GENCONTR	\$1,282,365.00	\$0.00	\$0.00	\$1,282,365.00	+\$1,282,365.00	+\$1,282,365.00	+\$0.00			
			CONSTRSVC	\$39,825.00	\$0.00	\$0.00	\$39,825.00	+\$39,825.00	+\$39,825.00	+\$0.00			
			PRGCONTIN	\$159,300.00	\$0.00	\$0.00	\$159,300.00	+\$159,300.00	+\$159,300.00	+\$0.00			
34235	ADA Restroom Upgrades	To Be Determined	Planning	\$402,000.00	\$0.00	\$0.00	\$402,000.00	+\$402,000.00	+\$402,000.00	+\$0.00	Sep-17	Jun-22	Improved assisted toileting area in one special needs classroom at 11 schools: Bethune MS, Canby Lane ES, Kelley Lake ES, Laurel Ridge ES, McLendon ES, Miller Grove MS, Panola Way ES, Pine Ridge ES, Redan ES, Sagamore Hills ES, and Stephenson MS
			PRECONST	\$4,020.00	\$0.00	\$0.00	\$4,020.00	+\$4,020.00	+\$4,020.00	+\$0.00			

E-SPLOST V Program Information

Project Number	Project	PM	Phase	Current Budget	Current Commitment	Current Expenditures	EAC	Current Budget - Commitments	Current Budget - Expenditures	Current Budget - EAC	Current Start Date	Current Finish Date	E-SPLOST V Scope Description
			ARCHITECT	\$24,120.00	\$0.00	\$0.00	\$24,120.00	+\$24,120.00	+\$24,120.00	+\$0.00			
			GENCONTR	\$323,610.00	\$0.00	\$0.00	\$323,610.00	+\$323,610.00	+\$323,610.00	+\$0.00			
			CONSTRSVC	\$10,050.00	\$0.00	\$0.00	\$10,050.00	+\$10,050.00	+\$10,050.00	+\$0.00			
			PRGCONTIN	\$40,200.00	\$0.00	\$0.00	\$40,200.00	+\$40,200.00	+\$40,200.00	+\$0.00			
34335	Druid Hills MS - Security Vestibule, Plumbing Fixture Replacement, Accessibility	To Be Determined	Planning	\$855,000.00	\$0.00	\$0.00	\$1,431,804.97	+\$855,000.00	+\$855,000.00	-\$576,804.97	Apr-21	Aug-23	Security vestibule installation, plumbing fixture replacement, and accessibility improvements (new light duty elevator, new lifts, improved assisted toileting area)
			PRECONST	\$8,550.00	\$0.00	\$0.00	\$14,318.05	+\$8,550.00	+\$8,550.00	-\$5,768.05			
			ARCHITECT	\$51,300.00	\$0.00	\$0.00	\$85,908.30	+\$51,300.00	+\$51,300.00	-\$34,608.30			
			GENCONTR	\$688,275.00	\$0.00	\$0.00	\$1,152,603.00	+\$688,275.00	+\$688,275.00	-\$464,328.00			
			CONSTRSVC	\$21,375.00	\$0.00	\$0.00	\$35,795.12	+\$21,375.00	+\$21,375.00	-\$14,420.12			
			PRGCONTIN	\$85,500.00	\$0.00	\$0.00	\$143,180.50	+\$85,500.00	+\$85,500.00	-\$57,680.50			
34435	Midvale ES - Accessibility Improvements and Fire Sprinkler Installation	To Be Determined	Planning	\$516,000.00	\$0.00	\$0.00	\$1,820,686.96	+\$516,000.00	+\$516,000.00	-\$1,304,686.96	Mar-20	Jun-22	Accessibility improvements (light duty elevator in new exterior shaft, platform lift for stage, and improved assisted toileting area) and installation of fire sprinklers
			PRECONST	\$5,160.00	\$0.00	\$0.00	\$18,206.87	+\$5,160.00	+\$5,160.00	-\$13,046.87			
			ARCHITECT	\$30,960.00	\$0.00	\$0.00	\$109,241.22	+\$30,960.00	+\$30,960.00	-\$78,281.22			
			GENCONTR	\$415,380.00	\$0.00	\$0.00	\$1,465,653.00	+\$415,380.00	+\$415,380.00	-\$1,050,273.00			
			CONSTRSVC	\$12,900.00	\$0.00	\$0.00	\$45,517.17	+\$12,900.00	+\$12,900.00	-\$32,617.17			
			PRGCONTIN	\$51,600.00	\$0.00	\$0.00	\$182,068.70	+\$51,600.00	+\$51,600.00	-\$130,468.70			
35135	Henderson Mill ES - Replace Roof, Plumbing, HVAC, Electrical	To Be Determined	Planning	\$7,020,000.00	\$0.00	\$0.00	\$7,020,000.00	+\$7,020,000.00	+\$7,020,000.00	+\$0.00	Nov-20	Jul-23	Major building system replacement with emphasis on Roof, Plumbing, HVAC, Electrical, Site Improvements, and Site Utilities
			PRECONST	\$70,200.00	\$0.00	\$0.00	\$70,200.00	+\$70,200.00	+\$70,200.00	+\$0.00			
			ARCHITECT	\$351,000.00	\$0.00	\$0.00	\$351,000.00	+\$351,000.00	+\$351,000.00	+\$0.00			
			GENCONTR	\$5,791,500.00	\$0.00	\$0.00	\$5,791,500.00	+\$5,791,500.00	+\$5,791,500.00	+\$0.00			
			CONSTRSVC	\$175,500.00	\$0.00	\$0.00	\$175,500.00	+\$175,500.00	+\$175,500.00	+\$0.00			
			PRGCONTIN	\$631,800.00	\$0.00	\$0.00	\$631,800.00	+\$631,800.00	+\$631,800.00	+\$0.00			
35235	Toney ES - Replace Plumbing, HVAC, Electrical, Site Utilities	To Be Determined	Planning	\$6,790,000.00	\$0.00	\$0.00	\$6,790,000.00	+\$6,790,000.00	+\$6,790,000.00	+\$0.00	Feb-19	Oct-21	Major building system replacement with emphasis on Plumbing, HVAC, Electrical, Site Utilities
			PRECONST	\$67,900.00	\$0.00	\$0.00	\$67,900.00	+\$67,900.00	+\$67,900.00	+\$0.00			
			ARCHITECT	\$339,500.00	\$0.00	\$0.00	\$339,500.00	+\$339,500.00	+\$339,500.00	+\$0.00			
			GENCONTR	\$5,601,750.00	\$0.00	\$0.00	\$5,601,750.00	+\$5,601,750.00	+\$5,601,750.00	+\$0.00			
			CONSTRSVC	\$169,750.00	\$0.00	\$0.00	\$169,750.00	+\$169,750.00	+\$169,750.00	+\$0.00			
			PRGCONTIN	\$611,100.00	\$0.00	\$0.00	\$611,100.00	+\$611,100.00	+\$611,100.00	+\$0.00			
35335	Kittredge Magnet - Replace Plumbing, HVAC, Electrical, Site Improvements,	To Be Determined	Planning	\$6,045,000.00	\$0.00	\$0.00	\$6,045,000.00	+\$6,045,000.00	+\$6,045,000.00	+\$0.00	Dec-20	Aug-23	Major building system replacement with emphasis on Plumbing, HVAC, Electrical, Site

E-SPLOST V Program Information

Project Number	Project	PM	Phase	Current Budget	Current Commitment	Current Expenditures	EAC	Current Budget - Commitments	Current Budget - Expenditures	Current Budget - EAC	Current Start Date	Current Finish Date	E-SPLOST V Scope Description
	Sprinkler												Improvements; and Fire sprinkler installation
			PRECONST	\$60,450.00	\$0.00	\$0.00	\$60,450.00	+\$60,450.00	+\$60,450.00	+\$0.00			
			ARCHITECT	\$302,250.00	\$0.00	\$0.00	\$302,250.00	+\$302,250.00	+\$302,250.00	+\$0.00			
			GENCONTR	\$4,987,125.00	\$0.00	\$0.00	\$4,987,125.00	+\$4,987,125.00	+\$4,987,125.00	+\$0.00			
			CONSTRSVC	\$151,125.00	\$0.00	\$0.00	\$151,125.00	+\$151,125.00	+\$151,125.00	+\$0.00			
			PRGCONTIN	\$544,050.00	\$0.00	\$0.00	\$544,050.00	+\$544,050.00	+\$544,050.00	+\$0.00			
35435	Eldridge Miller ES - Replace Plumbing, HVAC, Fire Protection, Electrical	To Be Determined	Planning	\$4,243,000.00	\$0.00	\$0.00	\$4,243,000.00	+\$4,243,000.00	+\$4,243,000.00	+\$0.00	Feb-19	Apr-22	Major building system replacement with emphasis on Plumbing, HVAC, Fire Protection, Electrical, Site Improvements; and Improved assisted toileting area
			PRECONST	\$42,430.00	\$0.00	\$0.00	\$42,430.00	+\$42,430.00	+\$42,430.00	+\$0.00			
			ARCHITECT	\$212,150.00	\$0.00	\$0.00	\$212,150.00	+\$212,150.00	+\$212,150.00	+\$0.00			
			GENCONTR	\$3,500,475.00	\$0.00	\$0.00	\$3,500,475.00	+\$3,500,475.00	+\$3,500,475.00	+\$0.00			
			CONSTRSVC	\$106,075.00	\$0.00	\$0.00	\$106,075.00	+\$106,075.00	+\$106,075.00	+\$0.00			
			PRGCONTIN	\$381,870.00	\$0.00	\$0.00	\$381,870.00	+\$381,870.00	+\$381,870.00	+\$0.00			
35535	Stoneview ES - Replace HVAC, Electrical, Site Improvements, Site Utilities	To Be Determined	Planning	\$4,860,000.00	\$0.00	\$0.00	\$4,860,000.00	+\$4,860,000.00	+\$4,860,000.00	+\$0.00	Apr-20	Dec-22	Major building system replacement with emphasis on HVAC, Electrical, Site Improvements, Site Utilities
			PRECONST	\$48,600.00	\$0.00	\$0.00	\$48,600.00	+\$48,600.00	+\$48,600.00	+\$0.00			
			ARCHITECT	\$243,000.00	\$0.00	\$0.00	\$243,000.00	+\$243,000.00	+\$243,000.00	+\$0.00			
			GENCONTR	\$4,009,500.00	\$0.00	\$0.00	\$4,009,500.00	+\$4,009,500.00	+\$4,009,500.00	+\$0.00			
			CONSTRSVC	\$121,500.00	\$0.00	\$0.00	\$121,500.00	+\$121,500.00	+\$121,500.00	+\$0.00			
			PRGCONTIN	\$437,400.00	\$0.00	\$0.00	\$437,400.00	+\$437,400.00	+\$437,400.00	+\$0.00			
35635	Cary Reynolds ES - Replace Roof, HVAC, Security Vestibule, Site Utilities	To Be Determined	Planning	\$5,635,000.00	\$0.00	\$0.00	\$5,635,000.00	+\$5,635,000.00	+\$5,635,000.00	+\$0.00	Dec-20	Aug-23	Major building system replacement with emphasis on Roof, HVAC, Site Improvements, Site Utilities; and Installation of security vestibule
			PRECONST	\$56,350.00	\$0.00	\$0.00	\$56,350.00	+\$56,350.00	+\$56,350.00	+\$0.00			
			ARCHITECT	\$281,750.00	\$0.00	\$0.00	\$281,750.00	+\$281,750.00	+\$281,750.00	+\$0.00			
			GENCONTR	\$4,648,875.00	\$0.00	\$0.00	\$4,648,875.00	+\$4,648,875.00	+\$4,648,875.00	+\$0.00			
			CONSTRSVC	\$140,875.00	\$0.00	\$0.00	\$140,875.00	+\$140,875.00	+\$140,875.00	+\$0.00			
			PRGCONTIN	\$507,150.00	\$0.00	\$0.00	\$507,150.00	+\$507,150.00	+\$507,150.00	+\$0.00			
35735	Briar Vista ES - Replace Roof, Electrical, Site Utilities, Plumbing Fixtures, Security Vestibule	To Be Determined	Planning	\$4,160,000.00	\$0.00	\$0.00	\$4,160,000.00	+\$4,160,000.00	+\$4,160,000.00	+\$0.00	Jan-21	Sep-23	Major building system replacement with emphasis on Roof, Electrical, Site Utilities; Plumbing fixture replacement; Accessibility improvements between levels; and Installation of security vestibule
			PRECONST	\$41,600.00	\$0.00	\$0.00	\$41,600.00	+\$41,600.00	+\$41,600.00	+\$0.00			
			ARCHITECT	\$208,000.00	\$0.00	\$0.00	\$208,000.00	+\$208,000.00	+\$208,000.00	+\$0.00			
			GENCONTR	\$3,432,000.00	\$0.00	\$0.00	\$3,432,000.00	+\$3,432,000.00	+\$3,432,000.00	+\$0.00			

E-SPLOST V Program Information

Project Number	Project	PM	Phase	Current Budget	Current Commitment	Current Expenditures	EAC	Current Budget - Commitments	Current Budget - Expenditures	Current Budget - EAC	Current Start Date	Current Finish Date	E-SPLOST V Scope Description
			CONSTRSVC	\$104,000.00	\$0.00	\$0.00	\$104,000.00	+\$104,000.00	+\$104,000.00	+\$0.00			
			PRGCONTIN	\$374,400.00	\$0.00	\$0.00	\$374,400.00	+\$374,400.00	+\$374,400.00	+\$0.00			
35835	Champion Theme MS - Replace Site Utilities, HVAC, Plumbing Fixtures, Install Sprinklers	To Be Determined	Planning	\$6,063,000.00	\$0.00	\$0.00	\$6,063,000.00	+\$6,063,000.00	+\$6,063,000.00	+\$0.00	May-20	Jan-23	Major building system replacement with emphasis on HVAC and Site Utilities; Plumbing fixture replacement; and Fire sprinkler installation
			PRECONST	\$60,630.00	\$0.00	\$0.00	\$60,630.00	+\$60,630.00	+\$60,630.00	+\$0.00			
			ARCHITECT	\$303,150.00	\$0.00	\$0.00	\$303,150.00	+\$303,150.00	+\$303,150.00	+\$0.00			
			GENCONTR	\$5,001,975.00	\$0.00	\$0.00	\$5,001,975.00	+\$5,001,975.00	+\$5,001,975.00	+\$0.00			
			CONSTRSVC	\$151,575.00	\$0.00	\$0.00	\$151,575.00	+\$151,575.00	+\$151,575.00	+\$0.00			
			PRGCONTIN	\$545,670.00	\$0.00	\$0.00	\$545,670.00	+\$545,670.00	+\$545,670.00	+\$0.00			
35935	Livsey ES - Replace HVAC, Plumbing, Site Utilities	To Be Determined	Planning	\$4,100,000.00	\$0.00	\$0.00	\$4,100,000.00	+\$4,100,000.00	+\$4,100,000.00	+\$0.00	Feb-21	Oct-23	Major building system replacement with emphasis on Plumbing, HVAC, Electrical, and Site Improvements
			PRECONST	\$41,000.00	\$0.00	\$0.00	\$41,000.00	+\$41,000.00	+\$41,000.00	+\$0.00			
			ARCHITECT	\$205,000.00	\$0.00	\$0.00	\$205,000.00	+\$205,000.00	+\$205,000.00	+\$0.00			
			GENCONTR	\$3,382,500.00	\$0.00	\$0.00	\$3,382,500.00	+\$3,382,500.00	+\$3,382,500.00	+\$0.00			
			CONSTRSVC	\$102,500.00	\$0.00	\$0.00	\$102,500.00	+\$102,500.00	+\$102,500.00	+\$0.00			
			PRGCONTIN	\$369,000.00	\$0.00	\$0.00	\$369,000.00	+\$369,000.00	+\$369,000.00	+\$0.00			
36035	DeKalb HS of Technology South - Replace HVAC, Plumbing & Site Improvements	To Be Determined	Planning	\$3,860,000.00	\$0.00	\$0.00	\$3,860,000.00	+\$3,860,000.00	+\$3,860,000.00	+\$0.00	Jul-20	Mar-23	Major building system replacement with emphasis on HVAC, Plumbing & Site improvements
			PRECONST	\$38,600.00	\$0.00	\$0.00	\$38,600.00	+\$38,600.00	+\$38,600.00	+\$0.00			
			ARCHITECT	\$193,000.00	\$0.00	\$0.00	\$193,000.00	+\$193,000.00	+\$193,000.00	+\$0.00			
			GENCONTR	\$3,184,500.00	\$0.00	\$0.00	\$3,184,500.00	+\$3,184,500.00	+\$3,184,500.00	+\$0.00			
			CONSTRSVC	\$96,500.00	\$0.00	\$0.00	\$96,500.00	+\$96,500.00	+\$96,500.00	+\$0.00			
			PRGCONTIN	\$347,400.00	\$0.00	\$0.00	\$347,400.00	+\$347,400.00	+\$347,400.00	+\$0.00			
36135	Fairington ES - Replace Roofing and Plumbing Fixtures; Site Improvements	To Be Determined	Planning	\$2,439,000.00	\$0.00	\$0.00	\$2,439,000.00	+\$2,439,000.00	+\$2,439,000.00	+\$0.00	Jul-20	Nov-22	Major building system replacement with emphasis on Roofing and Site Improvements; and Plumbing fixture replacement
			PRECONST	\$24,390.00	\$0.00	\$0.00	\$24,390.00	+\$24,390.00	+\$24,390.00	+\$0.00			
			ARCHITECT	\$146,340.00	\$0.00	\$0.00	\$146,340.00	+\$146,340.00	+\$146,340.00	+\$0.00			
			GENCONTR	\$1,963,395.00	\$0.00	\$0.00	\$1,963,395.00	+\$1,963,395.00	+\$1,963,395.00	+\$0.00			
			CONSTRSVC	\$60,975.00	\$0.00	\$0.00	\$60,975.00	+\$60,975.00	+\$60,975.00	+\$0.00			
			PRGCONTIN	\$243,900.00	\$0.00	\$0.00	\$243,900.00	+\$243,900.00	+\$243,900.00	+\$0.00			
36235	Dresden ES - Replace HVAC and Site Utilities; Site Improvements	To Be Determined	Planning	\$3,570,000.00	\$0.00	\$0.00	\$3,570,000.00	+\$3,570,000.00	+\$3,570,000.00	+\$0.00	Mar-21	Nov-23	Major building system replacement with emphasis on HVAC, Site Improvements, and Site Utilities
			PRECONST	\$35,700.00	\$0.00	\$0.00	\$35,700.00	+\$35,700.00	+\$35,700.00	+\$0.00			
			ARCHITECT	\$178,500.00	\$0.00	\$0.00	\$178,500.00	+\$178,500.00	+\$178,500.00	+\$0.00			

E-SPLOST V Program Information

Project Number	Project	PM	Phase	Current Budget	Current Commitment	Current Expenditures	EAC	Current Budget - Commitments	Current Budget - Expenditures	Current Budget - EAC	Current Start Date	Current Finish Date	E-SPLOST V Scope Description
			GENCONTR	\$2,945,250.00	\$0.00	\$0.00	\$2,945,250.00	+\$2,945,250.00	+\$2,945,250.00	+\$0.00			
			CONSTRSVC	\$89,250.00	\$0.00	\$0.00	\$89,250.00	+\$89,250.00	+\$89,250.00	+\$0.00			
			PRGCONTIN	\$321,300.00	\$0.00	\$0.00	\$321,300.00	+\$321,300.00	+\$321,300.00	+\$0.00			
36335	Kingsley ES - Replace HVAC; Site Improvements; Install Sprinklers	To Be Determined	Planning	\$2,610,000.00	\$0.00	\$0.00	\$2,610,000.00	+\$2,610,000.00	+\$2,610,000.00	+\$0.00	Apr-21	Aug-23	Major building system replacement with emphasis on HVAC and Site Improvements; and Fire sprinkler installation
			PRECONST	\$26,100.00	\$0.00	\$0.00	\$26,100.00	+\$26,100.00	+\$26,100.00	+\$0.00			
			ARCHITECT	\$156,600.00	\$0.00	\$0.00	\$156,600.00	+\$156,600.00	+\$156,600.00	+\$0.00			
			GENCONTR	\$2,101,050.00	\$0.00	\$0.00	\$2,101,050.00	+\$2,101,050.00	+\$2,101,050.00	+\$0.00			
			CONSTRSVC	\$65,250.00	\$0.00	\$0.00	\$65,250.00	+\$65,250.00	+\$65,250.00	+\$0.00			
			PRGCONTIN	\$261,000.00	\$0.00	\$0.00	\$261,000.00	+\$261,000.00	+\$261,000.00	+\$0.00			
36435	Hawthorne ES - Replace HVAC and Plumbing; Site Improvements	To Be Determined	Planning	\$4,510,000.00	\$0.00	\$0.00	\$4,510,000.00	+\$4,510,000.00	+\$4,510,000.00	+\$0.00	May-21	Jan-24	Major building system replacement with emphasis on HVAC, Plumbing, and Site improvements
			PRECONST	\$45,100.00	\$0.00	\$0.00	\$45,100.00	+\$45,100.00	+\$45,100.00	+\$0.00			
			ARCHITECT	\$225,500.00	\$0.00	\$0.00	\$225,500.00	+\$225,500.00	+\$225,500.00	+\$0.00			
			GENCONTR	\$3,720,750.00	\$0.00	\$0.00	\$3,720,750.00	+\$3,720,750.00	+\$3,720,750.00	+\$0.00			
			CONSTRSVC	\$112,750.00	\$0.00	\$0.00	\$112,750.00	+\$112,750.00	+\$112,750.00	+\$0.00			
			PRGCONTIN	\$405,900.00	\$0.00	\$0.00	\$405,900.00	+\$405,900.00	+\$405,900.00	+\$0.00			
36535	Salem MS - Replace Major Systems with Emphasis on HVAC	To Be Determined	Planning	\$4,530,000.00	\$0.00	\$0.00	\$4,530,000.00	+\$4,530,000.00	+\$4,530,000.00	+\$0.00	Aug-20	Apr-23	Major building system replacement with emphasis on HVAC
			PRECONST	\$45,300.00	\$0.00	\$0.00	\$45,300.00	+\$45,300.00	+\$45,300.00	+\$0.00			
			ARCHITECT	\$226,500.00	\$0.00	\$0.00	\$226,500.00	+\$226,500.00	+\$226,500.00	+\$0.00			
			GENCONTR	\$3,737,250.00	\$0.00	\$0.00	\$3,737,250.00	+\$3,737,250.00	+\$3,737,250.00	+\$0.00			
			CONSTRSVC	\$113,250.00	\$0.00	\$0.00	\$113,250.00	+\$113,250.00	+\$113,250.00	+\$0.00			
			PRGCONTIN	\$407,700.00	\$0.00	\$0.00	\$407,700.00	+\$407,700.00	+\$407,700.00	+\$0.00			
36635	Rock Chapel ES - Replace Major Systems with Emphasis on HVAC and Site Improvements	To Be Determined	Planning	\$3,210,000.00	\$0.00	\$0.00	\$3,210,000.00	+\$3,210,000.00	+\$3,210,000.00	+\$0.00	Sep-20	May-23	Major building system replacement with emphasis on HVAC and Site Improvements
			PRECONST	\$32,100.00	\$0.00	\$0.00	\$32,100.00	+\$32,100.00	+\$32,100.00	+\$0.00			
			ARCHITECT	\$160,500.00	\$0.00	\$0.00	\$160,500.00	+\$160,500.00	+\$160,500.00	+\$0.00			
			GENCONTR	\$2,648,250.00	\$0.00	\$0.00	\$2,648,250.00	+\$2,648,250.00	+\$2,648,250.00	+\$0.00			
			CONSTRSVC	\$80,250.00	\$0.00	\$0.00	\$80,250.00	+\$80,250.00	+\$80,250.00	+\$0.00			
			PRGCONTIN	\$288,900.00	\$0.00	\$0.00	\$288,900.00	+\$288,900.00	+\$288,900.00	+\$0.00			
37135	Bus Parking Pavement	Albanese	Closeout	\$2,570,000.00	\$2,540,865.70	\$2,515,333.70	\$2,523,603.03	+\$29,134.30	+\$54,666.30	+\$46,396.97	Mar-17	Jul-19	Pavement upgrades at East DeKalb Campus and Hallford Stadium
			GENCONTR	\$196,358.00	\$4,170.00	\$4,170.00	\$124,429.03	+\$192,188.00	+\$192,188.00	+\$71,928.97			
			GENCONTR	\$0.00	\$25,532.00	\$0.00	\$25,532.00	-\$25,532.00	+\$0.00	-\$25,532.00			
			GENCONTR	\$734,162.00	\$733,985.00	\$733,985.00	\$734,162.00	+\$177.00	+\$177.00	+\$0.00			
			PRGCONTIN	\$0.00	\$220.00	\$220.00	\$0.00	-\$220.00	-\$220.00	+\$0.00			

E-SPLOST V Program Information

Project Number	Project	PM	Phase	Current Budget	Current Commitment	Current Expenditures	EAC	Current Budget - Commitments	Current Budget - Expenditures	Current Budget - EAC	Current Start Date	Current Finish Date	E-SPLOST V Scope Description
			PRGCONTIN	\$1,639,480.00	\$1,776,958.70	\$1,776,958.70	\$1,639,480.00	-\$137,478.70	-\$137,478.70	+\$0.00			
38135	Additional Parking Spaces at Various Schools	To Be Determined	Planning	\$1,579,000.00	\$0.00	\$0.00	\$2,232,134.06	+\$1,579,000.00	+\$1,579,000.00	-\$653,134.06	Jun-21	Feb-24	Add parking spaces at 10 schools (number of parking spaces shown): Canby Lane ES (31), Columbia ES (31), Flat Shoals ES (34), Hambrick ES (36), Jolly ES (29), Oakcliff Theme ES (32), Rainbow ES (32), Snapfinger ES (34), Stone Mill ES (31), and Stone Mountain ES (29)
			PRECONST	\$15,790.00	\$0.00	\$0.00	\$22,321.34	+\$15,790.00	+\$15,790.00	-\$6,531.34			
			ARCHITECT	\$47,370.00	\$0.00	\$0.00	\$66,964.02	+\$47,370.00	+\$47,370.00	-\$19,594.02			
			GENCONTR	\$1,436,890.00	\$0.00	\$0.00	\$2,031,242.00	+\$1,436,890.00	+\$1,436,890.00	-\$594,352.00			
			CONSTRSVC	\$15,790.00	\$0.00	\$0.00	\$22,321.34	+\$15,790.00	+\$15,790.00	-\$6,531.34			
			PRGCONTIN	\$63,160.00	\$0.00	\$0.00	\$89,285.36	+\$63,160.00	+\$63,160.00	-\$26,125.36			
40135	Technology: ERP/Finance/HR System (Bond, Initial Capital)	To Be Determined	Ongoing	\$2,048,859.99	\$2,048,859.99	\$2,048,859.99	\$2,000,000.00	+\$0.00	+\$0.00	+\$48,859.99	Mar-17	Jun-22	Replace legacy Financial and Human Resources system with a new and enhanced 21st century enterprise resource planning (ERP) system. This is bond-funded.
			TECHNOLOGY	\$2,048,859.99	\$2,048,859.99	\$2,048,859.99	\$2,000,000.00	+\$0.00	+\$0.00	+\$48,859.99			
40235	Technology: ERP/Finance/HR System (Sales Tax and State Reimbursements)	To Be Determined	Ongoing	\$9,951,140.01	\$2,206,643.59	\$2,206,643.59	\$13,300,000.00	+\$7,744,496.42	+\$7,744,496.42	-\$3,348,859.99	Oct-17	Sep-20	Replace legacy Financial and Human Resources system with a new and enhanced 21st century enterprise resource planning (ERP) system.
			TECHNOLOGY	\$9,951,140.01	\$2,206,643.59	\$2,206,643.59	\$13,300,000.00	+\$7,744,496.42	+\$7,744,496.42	-\$3,348,859.99			
41135	Technology: Computer Refresh A (Bond)	To Be Determined	Ongoing	\$13,000,000.00	\$12,302,240.10	\$12,302,240.10	\$13,000,000.00	+\$697,759.90	+\$697,759.90	+\$0.00	Mar-17	Jun-22	Every school in the District will receive new computer equipment; All teachers will receive new computer equipment; All student labs will receive new computer equipment. This is bond-funded.
			TECHNOLOGY	\$13,000,000.00	\$12,302,240.10	\$12,302,240.10	\$13,000,000.00	+\$697,759.90	+\$697,759.90	+\$0.00			
41235	Technology: Computer Refresh B (Sales Tax and State Reimbursements)	To Be Determined	Ongoing	\$9,000,000.00	\$6,641,744.79	\$6,641,744.79	\$9,000,000.00	+\$2,358,255.21	+\$2,358,255.21	+\$0.00	Jul-17	Jun-22	Every school in the District will receive new computer equipment; All teachers will receive new computer equipment; All student labs will receive new computer equipment.
			TECHNOLOGY	\$9,000,000.00	\$6,641,744.79	\$6,641,744.79	\$9,000,000.00	+\$2,358,255.21	+\$2,358,255.21	+\$0.00			
42135	Technology: Telecommunications Upgrade	To Be Determined	Ongoing	\$6,000,000.00	\$0.00	\$0.00	\$6,000,000.00	+\$6,000,000.00	+\$6,000,000.00	+\$0.00	Jan-18	Dec-21	Upgrade outdated telephony system, including: All High Schools will receive new voice over Internet Protocol (VoIP) phones; and All Middle Schools will receive new VoIP phones
			TECHNOLOGY	\$6,000,000.00	\$0.00	\$0.00	\$6,000,000.00	+\$6,000,000.00	+\$6,000,000.00	+\$0.00			
43135	Technology: Safety and Security	To Be Determined	Ongoing	\$10,000,000.00	\$9,157,884.73	\$5,857,884.73	\$10,000,000.00	+\$842,115.27	+\$4,142,115.27	+\$0.00	Jul-17	Jun-22	All schools will receive updated cameras and

E-SPLOST V Program Information

Project Number	Project	PM	Phase	Current Budget	Current Commitment	Current Expenditures	EAC	Current Budget - Commitments	Current Budget - Expenditures	Current Budget - EAC	Current Start Date	Current Finish Date	E-SPLOST V Scope Description
													security equipment
			TECHNOLOGY	\$10,000,000.00	\$9,157,884.73	\$5,857,884.73	\$10,000,000.00	+\$842,115.27	+\$4,142,115.27	+\$0.00			
44135	Technology: Active Boards A (Bonds)	To Be Determined	Ongoing	\$2,000,000.00	\$2,000,000.00	\$2,000,000.00	\$2,000,000.00	+\$0.00	+\$0.00	+\$0.00	Mar-17	Feb-19	All schools that have first generation active-boards will be replaced with new 21st Century boards (approximately 3,400 active boards will be replaced)
			TECHNOLOGY	\$2,000,000.00	\$2,000,000.00	\$2,000,000.00	\$2,000,000.00	+\$0.00	+\$0.00	+\$0.00			
44235	Technology: Active Boards B (Sales Tax and State Reimbursements)	To Be Determined	Ongoing	\$8,000,000.00	\$8,000,000.00	\$8,000,000.00	\$8,000,000.00	+\$0.00	+\$0.00	+\$0.00	Jul-17	Jun-22	All schools that have first generation active-boards will be replaced with new 21st Century boards (approximately 3,400 active boards will be replaced)
			TECHNOLOGY	\$8,000,000.00	\$8,000,000.00	\$8,000,000.00	\$8,000,000.00	+\$0.00	+\$0.00	+\$0.00			
45135	Technology Infrastructure	To Be Determined	Ongoing	\$5,000,000.00	\$0.00	\$0.00	\$5,000,000.00	+\$5,000,000.00	+\$5,000,000.00	+\$0.00	Jul-17	Jun-22	Update wiring and technology infrastructure within the schools; Replacement of outdated cabling and switches; Address any wireless needs for all district portable classrooms
			TECHNOLOGY	\$5,000,000.00	\$0.00	\$0.00	\$5,000,000.00	+\$5,000,000.00	+\$5,000,000.00	+\$0.00			
50135	School Bus Purchase A (Bond)	To Be Determined	Ongoing	\$20,452,710.00	\$16,519,371.00	\$16,519,371.00	\$20,452,710.00	+\$3,933,339.00	+\$3,933,339.00	+\$0.00	Mar-17	Aug-17	Purchase school buses
			VEHICLES	\$20,452,710.00	\$16,519,371.00	\$16,519,371.00	\$20,452,710.00	+\$3,933,339.00	+\$3,933,339.00	+\$0.00			
50235	School Bus Purchase B (Sales Tax and State Reimbursements)	To Be Determined	Ongoing	\$4,696,290.00	\$0.00	\$0.00	\$4,696,290.00	+\$4,696,290.00	+\$4,696,290.00	+\$0.00	Dec-19	May-20	Purchase school buses
			VEHICLES	\$4,696,290.00	\$0.00	\$0.00	\$4,696,290.00	+\$4,696,290.00	+\$4,696,290.00	+\$0.00			
51135	Support Vehicle Purchase	To Be Determined	Ongoing	\$1,558,000.00	\$1,550,838.00	\$1,550,838.00	\$1,633,000.00	+\$7,162.00	+\$7,162.00	-\$75,000.00	Mar-17	Aug-17	Purchase service vehicles for public safety, facilities maintenance, school nutrition, and warehouse operations
			VEHICLES	\$1,558,000.00	\$1,550,838.00	\$1,550,838.00	\$1,558,000.00	+\$7,162.00	+\$7,162.00	+\$0.00			
			PRGCONTIN	\$0.00	\$0.00	\$0.00	\$75,000.00	+\$0.00	+\$0.00	-\$75,000.00			
52135	Musical Instruments	To Be Determined	Ongoing	\$10,000,000.00	\$4,000,000.00	\$4,000,000.00	\$10,000,000.00	+\$6,000,000.00	+\$6,000,000.00	+\$0.00	Aug-17	Jul-22	Replace outdated musical instruments and equipment
			FFE	\$10,000,000.00	\$4,000,000.00	\$4,000,000.00	\$10,000,000.00	+\$6,000,000.00	+\$6,000,000.00	+\$0.00			
53135	Portables	To Be Determined	Ongoing	\$2,199,000.00	\$2,436,168.95	\$2,436,168.95	\$2,436,170.95	-\$237,168.95	-\$237,168.95	-\$237,170.95	Mar-17	Aug-17	Purchase new portable classrooms to replace outdated units and for enrollment increases
			PORTABLES	\$2,199,000.00	\$2,436,168.95	\$2,436,168.95	\$2,436,170.95	-\$237,168.95	-\$237,168.95	-\$237,170.95			
54135	Small Kitchen Equipment	To Be Determined	Ongoing	\$1,170,000.00	\$1,170,000.00	\$1,170,000.00	\$1,169,000.00	+\$0.00	+\$0.00	+\$1,000.00	Aug-20	Jan-21	Purchase small kitchen equipment (e.g., milk boxes, steamers, coolers, skillets, burners, ovens, ice machines, and warmers) for 68 schools
			FFE	\$1,170,000.00	\$1,170,000.00	\$1,170,000.00	\$1,169,000.00	+\$0.00	+\$0.00	+\$1,000.00			
60135	Bond Costs	To Be Determined	Ongoing	\$8,400,000.00	\$0.00	\$0.00	\$8,400,000.00	+\$8,400,000.00	+\$8,400,000.00	+\$0.00	Jul-19	Dec-22	Set-aside for bond financing of the E-SPLOST program
			MGTADMIN	\$8,400,000.00	\$0.00	\$0.00	\$8,400,000.00	+\$8,400,000.00	+\$8,400,000.00	+\$0.00			

E-SPLOST V Program Information

Project Number	Project	PM	Phase	Current Budget	Current Commitment	Current Expenditures	EAC	Current Budget - Commitments	Current Budget - Expenditures	Current Budget - EAC	Current Start Date	Current Finish Date	E-SPLOST V Scope Description
60235	SPLOST V Program Contingency	To Be Determined	Ongoing	\$13,345,434.00	\$0.00	\$0.00	\$22,731,434.00	+\$13,345,434.00	+\$13,345,434.00	-\$9,386,000.00	Jul-17	Jun-22	Set-aside for unforeseen conditions
			PRGCONTIN	\$13,345,434.00	\$0.00	\$0.00	\$22,731,434.00	+\$13,345,434.00	+\$13,345,434.00	-\$9,386,000.00			
60335	DCSD Salary	To Be Determined	Ongoing	\$5,000,000.00	\$0.00	\$0.00	\$5,000,000.00	+\$5,000,000.00	+\$5,000,000.00	+\$0.00	Sep-17	Aug-22	Salary for District employees in support of the E-SPLOST program
			MGTADMIN	\$5,000,000.00	\$0.00	\$0.00	\$5,000,000.00	+\$5,000,000.00	+\$5,000,000.00	+\$0.00			
60435	General Services - SPLOST V	To Be Determined	Ongoing	\$1,000,000.00	\$12,220.00	\$12,220.00	\$1,000,000.00	+\$987,780.00	+\$987,780.00	+\$0.00	Aug-17	Jul-22	Miscellaneous expenses in support of the E-SPLOST program
			MGTADMIN	\$1,000,000.00	\$12,220.00	\$12,220.00	\$1,000,000.00	+\$987,780.00	+\$987,780.00	+\$0.00			
60535	Program Consultants - SPLOST V	To Be Determined	Ongoing	\$13,000,000.00	\$7,292,908.60	\$7,292,908.60	\$13,000,000.00	+\$5,707,091.40	+\$5,707,091.40	+\$0.00	Oct-17	Sep-22	Management of the E-SPLOST program by third party management as well as other consultants, as required.
			MGTADMINDC	\$13,000,000.00	\$7,292,908.60	\$7,292,908.60	\$13,000,000.00	+\$5,707,091.40	+\$5,707,091.40	+\$0.00			
Overall - Total				\$561,000,000.00	\$166,166,026.64	\$126,087,617.20	\$640,633,246.14	+\$394,833,973.36	+\$434,912,382.80	-\$79,633,246.14			

Appendix C: SPLOST V Funding – Planned vs. Actual


PERIOD	MONTH	SALES TAX					BOND				GA DOE REIMBURSEMENT				Interest Earned	TOTAL FUNDING			
		Planned		Actually Received		Ratio (Total)	Planned		Actual		Projected		Actual			Planned		Actual	
		Month	Cumulative	Month	Cumulative	Planned/Actual	Month	Cumulative	Month	Cumulative	Month	Cumulative	Month	Cumulative		Month	Cumulative	Month	Cumulative
Y1M1	17-Jul	\$0	\$0	\$0	\$0	100%	\$140,000,000	\$140,000,000	\$140,000,000	\$140,000,000	\$0	\$0	\$0	\$0	\$0	\$140,000,000	\$140,000,000	\$140,000,000	\$140,000,000
Y1M2	17-Aug	\$8,344,728	\$8,344,728	\$9,286,732	\$9,286,732	111%	\$0	\$140,000,000	\$0	\$140,000,000	\$0	\$0	\$0	\$0	\$0	\$8,344,728	\$148,344,728	\$9,286,732	\$149,286,732
Y1M3	17-Sep	\$8,497,823	\$16,842,551	\$8,690,749	\$17,977,482	107%	\$0	\$140,000,000	\$0	\$140,000,000	\$0	\$0	\$0	\$0	\$0	\$8,497,823	\$156,842,551	\$8,690,749	\$157,977,482
Y1M4	17-Oct	\$8,617,593	\$25,460,143	\$8,902,656	\$26,880,137	106%	\$0	\$140,000,000	\$0	\$140,000,000	\$0	\$0	\$0	\$0	\$0	\$8,617,593	\$165,460,143	\$8,902,656	\$166,880,137
Y1M5	17-Nov	\$8,534,594	\$33,994,737	\$8,296,360	\$35,176,497	103%	\$0	\$140,000,000	\$0	\$140,000,000	\$0	\$0	\$0	\$0	\$0	\$8,534,594	\$173,994,737	\$8,296,360	\$175,176,497
Y1M6	17-Dec	\$8,073,933	\$42,068,670	\$8,957,729	\$44,134,227	105%	\$0	\$140,000,000	\$0	\$140,000,000	\$0	\$0	\$0	\$0	\$0	\$8,073,933	\$182,068,670	\$8,957,729	\$184,134,227
Y1M7	18-Jan	\$8,292,528	\$50,361,198	\$10,843,299	\$54,977,525	109%	\$0	\$140,000,000	\$0	\$140,000,000	\$0	\$0	\$0	\$0	\$0	\$8,292,528	\$190,361,198	\$10,843,299	\$194,977,525
Y1M8	18-Feb	\$9,863,818	\$60,225,016	\$8,864,257	\$63,841,782	106%	\$0	\$140,000,000	\$0	\$140,000,000	\$0	\$0	\$0	\$0	\$0	\$9,863,818	\$200,225,016	\$8,864,257	\$203,841,782
Y1M9	18-Mar	\$7,988,093	\$68,213,108	\$7,659,738	\$71,501,521	105%	\$0	\$140,000,000	\$0	\$140,000,000	\$0	\$0	\$0	\$0	\$0	\$7,988,093	\$208,213,108	\$7,659,738	\$211,501,521
Y1M10	18-Apr	\$8,256,796	\$76,469,905	\$9,775,864	\$81,277,384	106%	\$0	\$140,000,000	\$0	\$140,000,000	\$0	\$0	\$0	\$0	\$0	\$8,256,796	\$216,469,905	\$9,775,864	\$221,277,384
Y1M11	18-May	\$8,720,936	\$85,190,841	\$8,877,449	\$90,154,833	106%	\$0	\$140,000,000	\$0	\$140,000,000	\$0	\$0	\$0	\$0	\$0	\$8,720,936	\$225,190,841	\$8,877,449	\$230,154,833
Y1M12	18-Jun	\$8,281,051	\$93,471,892	\$9,092,013	\$99,246,846	106%	\$0	\$140,000,000	\$0	\$140,000,000	\$0	\$0	\$0	\$0	\$0	\$8,281,051	\$233,471,892	\$9,092,013	\$239,246,846
Y2M1	18-Jul	\$8,629,365	\$102,101,256	\$9,219,483	\$108,466,329	106%	\$0	\$140,000,000	\$0	\$140,000,000	\$0	\$0	\$0	\$0	\$0	\$8,629,365	\$242,101,256	\$9,219,483	\$248,466,329
Y2M2	18-Aug	\$8,538,221	\$110,639,477	\$9,295,082	\$117,761,411	106%	\$0	\$140,000,000	\$0	\$140,000,000	\$0	\$0	\$0	\$0	\$0	\$8,538,221	\$250,639,477	\$9,295,082	\$257,761,411
Y2M3	18-Sep	\$8,694,865	\$119,334,342	\$9,163,810	\$126,925,221	106%	\$0	\$140,000,000	\$0	\$140,000,000	\$0	\$0	\$0	\$0	\$0	\$8,694,865	\$259,334,342	\$9,163,810	\$266,925,221
Y2M4	18-Oct	\$8,817,412	\$128,151,754	\$8,531,481	\$135,456,701	106%	\$0	\$140,000,000	\$0	\$140,000,000	\$0	\$0	\$0	\$0	\$0	\$8,817,412	\$268,151,754	\$8,531,481	\$275,456,701
Y2M5	18-Nov	\$8,728,864	\$136,880,618	\$9,966,890	\$145,423,591	106%	\$0	\$140,000,000	\$0	\$140,000,000	\$0	\$0	\$0	\$0	\$0	\$8,728,864	\$276,880,618	\$9,966,890	\$285,423,591
Y2M6	18-Dec	\$8,257,718	\$145,138,337	\$9,310,826	\$154,734,418	107%	\$0	\$140,000,000	\$0	\$140,000,000	\$0	\$0	\$0	\$0	\$0	\$8,257,718	\$285,138,337	\$9,310,826	\$294,734,418
Y2M7	19-Jan	\$8,481,289	\$153,619,626	\$11,226,197	\$165,960,615	108%	\$0	\$140,000,000	\$0	\$140,000,000	\$0	\$0	\$0	\$0	\$0	\$8,481,289	\$293,619,626	\$11,226,197	\$305,960,615
Y2M8	19-Feb	\$10,053,366	\$163,672,992	\$9,086,878	\$175,047,493	107%	\$0	\$140,000,000	\$0	\$140,000,000	\$0	\$0	\$0	\$0	\$0	\$10,053,366	\$303,672,992	\$9,086,878	\$315,047,493
Y2M9	19-Mar	\$8,141,597	\$171,814,588	\$8,860,235	\$183,907,728	107%	\$0	\$140,000,000	\$0	\$140,000,000	\$0	\$0	\$0	\$0	\$0	\$8,141,597	\$311,814,588	\$8,860,235	\$323,907,728
Y2M10	19-Apr	\$8,415,464	\$180,230,052	\$9,889,118	\$193,796,846	108%	\$0	\$140,000,000	\$0	\$140,000,000	\$0	\$0	\$0	\$0	\$0	\$8,415,464	\$320,230,052	\$9,889,118	\$333,796,846
Y2M11	19-May	\$8,885,434	\$189,115,486	\$9,721,459	\$203,518,304	108%	\$0	\$140,000,000	\$0	\$140,000,000	\$0	\$0	\$0	\$0	\$0	\$8,885,434	\$329,115,486	\$9,721,459	\$343,518,304
Y2M12	19-Jun	\$8,437,252	\$197,552,738	\$9,668,160	\$213,186,464	108%	\$0	\$140,000,000	\$0	\$140,000,000	\$0	\$0	\$0	\$0	\$0	\$8,437,252	\$337,552,738	\$9,668,160	\$353,186,464
Y3M1	19-Jul	\$8,792,136	\$206,344,875	\$9,571,127	\$222,757,591	108%	\$0	\$140,000,000	\$0	\$140,000,000	\$500,000	\$500,000	\$0	\$0	\$0	\$9,292,136	\$346,844,875	\$9,571,127	\$362,757,591
Y3M2	19-Aug	\$8,696,510	\$215,041,385	\$9,924,711	\$232,682,303	108%	\$0	\$140,000,000	\$0	\$140,000,000	\$600,000	\$1,100,000	\$0	\$0	\$0	\$9,296,510	\$356,141,385	\$9,924,711	\$372,682,303
Y3M3	19-Sep	\$8,856,059	\$223,897,443	\$9,822,312	\$242,504,614	108%	\$0	\$140,000,000	\$0	\$140,000,000	\$700,000	\$1,800,000	\$0	\$0	\$0	\$9,556,059	\$365,697,443	\$9,822,312	\$382,504,614
Y3M4	19-Oct	\$8,980,878	\$232,878,321	\$9,994,686	\$252,499,300	108%	\$0	\$140,000,000	\$0	\$140,000,000	\$800,000	\$2,600,000	\$0	\$0	\$0	\$9,780,878	\$375,478,321	\$9,994,686	\$392,499,300
Y3M5	19-Nov	\$8,888,015	\$241,766,335	\$9,993,355	\$262,492,655	109%	\$0	\$140,000,000	\$0	\$140,000,000	\$900,000	\$3,500,000	\$0	\$0	\$0	\$9,788,015	\$385,266,335	\$9,993,355	\$402,492,655

Appendix D: E-SPLOST V Funding, Commitments, and Expenditures

PERIOD	MONTH ENDING	COMBINED FUNDING					COMMITMENTS				EXPENDITURES	
		Planned		Actually Received		Ratio (Total)	Current Planned		Actual Commitments		Actual	
		Month	Cumulative	Month	Cumulative	Planned/Actual	Month	Cumulative	Month	Cumulative	Month	Cumulative
Y1M1	17-Jul	\$140,000,000.00	\$140,000,000.00	\$140,000,000.00	\$140,000,000.00	n/a	\$74,104,610	\$74,104,610	\$1,692,660	\$5,054,334	\$5,054,334	\$5,054,334
Y1M2	17-Aug	\$8,344,727.97	\$148,344,727.97	\$9,286,732.29	\$149,286,732.29	101%	\$16,196,940	\$90,301,550	\$22,051,615	\$27,105,949	\$1,693,844	\$6,748,178
Y1M3	17-Sep	\$8,497,822.80	\$156,842,550.77	\$8,690,749.40	\$157,977,481.69	101%	\$1,461,500	\$91,763,050	\$9,412,599	\$36,518,548	\$9,086,730	\$15,834,908
Y1M4	17-Oct	\$8,617,592.69	\$165,460,143.46	\$8,902,655.77	\$166,880,137.46	101%	\$3,393,633	\$95,156,683	\$2,012,120	\$38,530,668	\$207,182	\$16,042,090
Y1M5	17-Nov	\$8,534,593.63	\$173,994,737.09	\$8,296,359.74	\$175,176,497.20	101%	\$4,391,350	\$99,548,033	\$886,884	\$39,417,552	\$294,540	\$16,336,630
Y1M6	17-Dec	\$8,073,933.08	\$182,068,670.17	\$8,957,729.40	\$184,134,226.60	101%	\$1,008,400	\$100,556,433	\$469,634	\$39,887,186	\$1,011,587	\$17,348,217
Y1M7	18-Jan	\$8,292,527.99	\$190,361,198.16	\$10,843,298.87	\$194,977,525.47	102%	\$5,495,450	\$106,051,883	\$2,293,233	\$42,180,419	\$2,540,206	\$19,888,423
Y1M8	18-Feb	\$9,863,817.63	\$200,225,015.79	\$8,864,256.94	\$203,841,782.41	102%	\$331,150	\$106,383,033	\$8,717,155	\$50,897,574	\$767,401	\$20,655,824
Y1M9	18-Mar	\$7,988,092.65	\$208,213,108.44	\$7,659,738.18	\$211,501,520.59	102%	\$5,266,500	\$111,649,533	\$8,077,724	\$58,975,298	\$3,990,801	\$24,646,625
Y1M10	18-Apr	\$8,256,796.50	\$216,469,904.94	\$9,775,863.85	\$221,277,384.44	102%	\$1,238,300	\$112,887,833	\$10,796,274	\$69,771,572	\$11,803,985	\$36,450,610
Y1M11	18-May	\$8,720,935.63	\$225,190,840.57	\$8,877,449.01	\$230,154,833.45	102%	\$0	\$112,887,833	\$22,926,199	\$92,697,771	\$24,913,810	\$61,364,420
Y1M12	18-Jun	\$8,281,051.14	\$233,471,891.71	\$9,092,012.54	\$239,246,845.99	102%	\$1,262,800	\$114,150,633	\$15,381,946	\$108,079,717	\$12,707,520	\$74,071,940
Y2M1	18-Jul	\$8,629,364.73	\$242,101,256.43	\$9,219,482.89	\$248,466,328.88	103%	\$23,655,000	\$137,805,633	\$244,336	\$108,324,053	\$1,508,412	\$75,580,352
Y2M2	18-Aug	\$8,538,220.69	\$250,639,477.12	\$9,295,082.19	\$257,761,411.07	103%	\$81,968,000	\$219,773,633	\$7,261,779	\$115,585,832	\$1,978,605	\$77,558,957
Y2M3	18-Sep	\$8,694,864.81	\$259,334,341.93	\$9,163,809.55	\$266,925,220.62	103%	\$4,122,030	\$223,895,663	\$7,300,539	\$122,886,371	\$6,537,567	\$84,096,524
Y2M4	18-Oct	\$8,817,412.44	\$268,151,754.37	\$8,531,480.50	\$275,456,701.12	103%	\$3,333,333	\$227,228,997	\$48,834	\$122,935,205	\$2,091,087	\$86,187,611
Y2M5	18-Nov	\$8,728,864.08	\$276,880,618.45	\$9,966,890.20	\$285,423,591.32	103%	\$29,625,900	\$256,854,897	\$4,118,107	\$127,053,312	\$6,997,944	\$93,185,555
Y2M6	18-Dec	\$8,257,718.29	\$285,138,336.74	\$9,310,826.28	\$294,734,417.60	103%	\$20,008,000	\$276,862,897	\$63,860	\$127,117,172	\$3,730,309	\$96,915,864
Y2M7	19-Jan	\$8,481,288.92	\$293,619,625.66	\$11,226,197.35	\$305,960,614.95	104%	\$11,976,705	\$288,839,602	\$14,500,844	\$141,618,016	\$2,056,088	\$98,971,952
Y2M8	19-Feb	\$10,053,366.01	\$303,672,991.67	\$9,086,877.68	\$315,047,492.63	104%	\$110,330	\$288,949,932	\$1,355,914	\$142,973,930	\$1,183,836	\$100,155,788
Y2M9	19-Mar	\$8,141,596.67	\$311,814,588.34	\$8,860,234.97	\$323,907,727.60	104%	\$7,644,800	\$296,594,732	\$0	\$142,973,930	\$1,444,732	\$101,600,520
Y2M10	19-Apr	\$8,415,463.60	\$320,230,051.95	\$9,889,118.01	\$333,796,845.61	104%	\$0	\$296,594,732	\$292,600	\$143,266,530	\$2,080,658	\$103,681,178
Y2M11	19-May	\$8,885,433.96	\$329,115,485.91	\$9,721,458.62	\$343,518,304.23	104%	\$4,824,000	\$301,418,732	\$616,117	\$143,882,647	\$2,528,151	\$106,209,329
Y2M12	19-Jun	\$8,437,252.48	\$337,552,738.39	\$9,668,159.82	\$353,186,464.05	105%	\$827,475	\$302,246,207	\$54,783	\$143,937,430	\$1,128,095	\$107,337,424
Y3M1	19-Jul	\$9,292,136.14	\$346,844,874.53	\$9,571,127.08	\$362,757,591.13	105%	\$1,324,100	\$303,570,307	\$6,433,352	\$150,370,782	\$4,977,423	\$112,314,847
Y3M2	19-Aug	\$9,296,510.00	\$356,141,384.53	\$9,924,711.49	\$372,682,302.62	105%	\$21,514,000	\$325,084,307	\$2,349,834	\$152,720,616	\$3,331,803	\$115,646,650
Y3M3	19-Sep	\$9,556,058.66	\$365,697,443.19	\$9,822,311.69	\$382,504,614.31	105%	\$41,625,370	\$366,709,677	\$84,988	\$152,805,604	\$3,505,249	\$119,151,899
Y3M4	19-Oct	\$9,780,877.62	\$375,478,320.81	\$9,994,685.90	\$392,499,300.21	105%	\$17,954,933	\$384,664,610	\$12,008,698	\$164,814,302	\$3,202,609	\$122,354,508
Y3M5	19-Nov	\$9,788,014.62	\$385,266,335.43	\$9,993,354.58	\$402,492,654.79	104%	\$5,369,320	\$390,033,930	\$1,351,726	\$166,166,028	\$3,733,109	\$126,087,617



Capital Improvement Program 2017 - 2022



DeKalb County Board of Education | 1701 Mountain Industrial Boulevard · Stone Mountain, GA 30083
P: 678.676.1200 | F: 678.676.0785

