

# Capital Improvement Program 2012 - 2017

Periods Ending

# July 31, 2017

## MONTHLY STATUS REPORT



**AECOM**



Issue Date – August 18, 2017



# DeKalb County School District

## Region Map

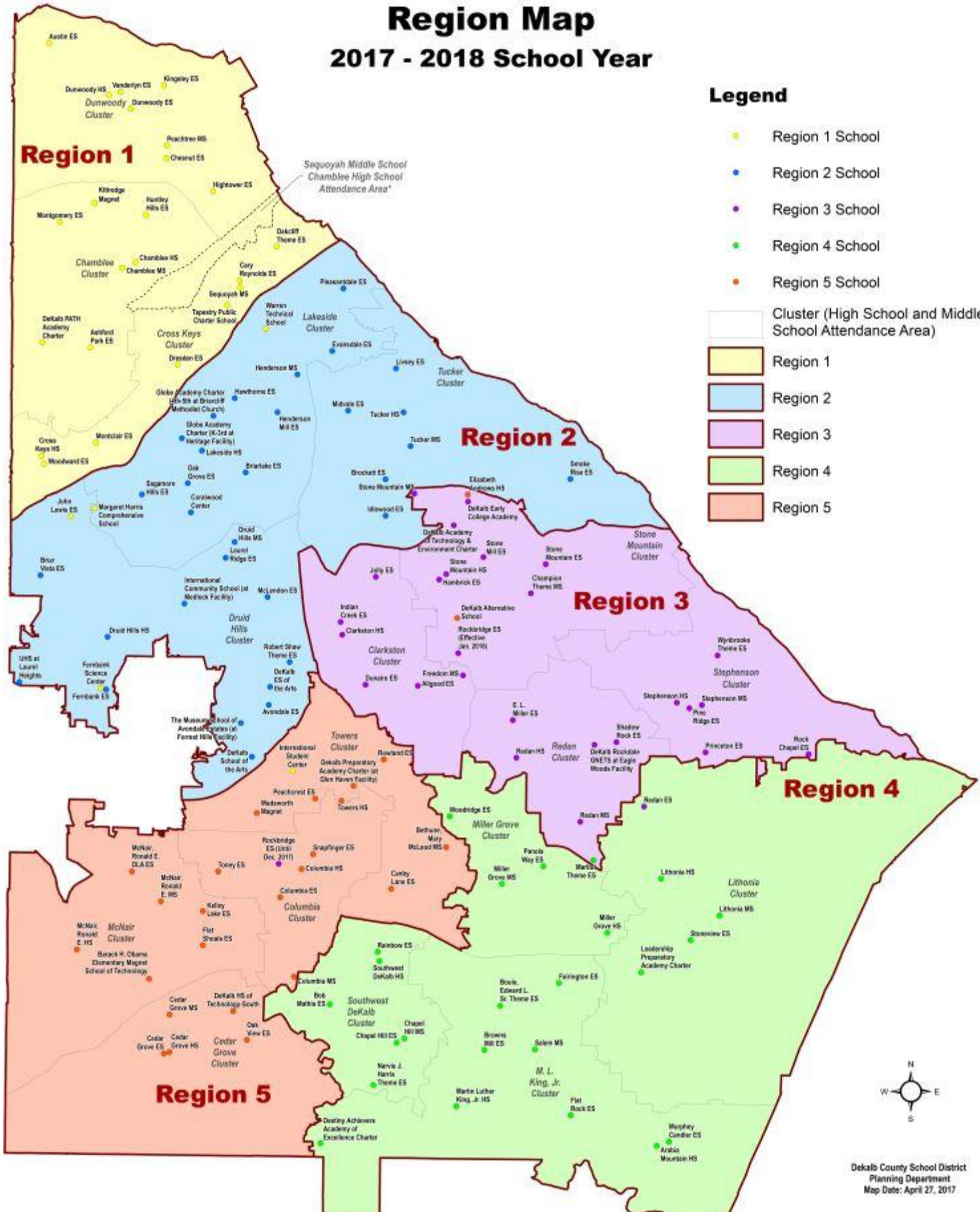
2017 - 2018 School Year

### Legend

- Region 1 School
- Region 2 School
- Region 3 School
- Region 4 School
- Region 5 School

Cluster (High School and Middle School Attendance Area)

- Region 1
- Region 2
- Region 3
- Region 4
- Region 5



DeKalb County School District  
 Planning Department  
 Map Date: April 27, 2017

\*All Middle & High Schools attendance areas are the same with the exception of Sequoyah Middle School feeding students into Chamblee HS & Cross Keys HS.

Map reflects attendance areas as passed by the Board of Education on March 7th, 2016 and July 11th, 2016.





To the Members of the DeKalb County Board of Education (BOE), DeKalb County School District (DCSD) Superintendent, DCSD staff, DCSD students, DCSD Education Special Purpose Local Option Sales Tax (E-SPLOST) Advisory Committee, and DeKalb County community, the AECOM Team (AECOM), which includes CERM and EGM is pleased to issue the Monthly Status Report (MSR) for the period ending **July 1, 2017 to July 31, 2017** for the DeKalb County School District's Capital Improvement Program (CIP). This Program includes DCSD's 2012-2017 CIP (E-SPLOST IV) and the remainder of the District's E-SPLOST III projects.

AECOM has a considerable amount of experience in design and construction, which we are using to make this the most successful CIP that DCSD has experienced. AECOM is dedicated to providing clear and concise program / project management. The purpose of this report is to provide the highlights of the program and projects. This monthly report is an important tool we use to gather the facts, analyze them as a whole, determine the most beneficial path for the School District and the community, and make informed decisions.

For the Month of July 2017, we managed approximately \$412.0 million including, \$2.0 million in E-SPLOST III projects (1 active projects total) and about \$410.0 million in E-SPLOST IV projects (116 active projects in a number of schools).

This monthly summary includes separate project reports on all "active" projects in Design Procurement, Design, Construction Procurement, Construction, or Non-Construction phases.

We are dedicated to making this a successful program for all. For questions or comments about this report, please send your query in writing to the DCSD Operations Division – Department of Facilities Management, ATTN: AECOM Program Director, John D. Wright, 1780 Montreal Road, Atlanta, GA 30084.

Sincerely,

John D. Wright  
DCSD CIP Program Director

As required by the District's policy and as a convenience to you, we have posted an electronic version of this report on the E-SPLOST IV web page at <http://www.dekalb.k12.ga.us/operations/monthly-status-report/>

This page has been intentionally left blank



# Capital Improvement Program

## MONTHLY STATUS REPORT

### SECTION A. EXECUTIVE SUMMARY

- Program Description
- Program Funding, Obligations & Expenditures
- Status of Funding, Obligations, & Expenditures
- General Program Progress
- Earned Value Management Initiative
- Key Focus Areas for the Next Month
- Alphabetical List of SPLOST III and IV Projects
- Completed Projects



**AECOM**



SCHOOL

## **EXECUTIVE SUMMARY.**

*This section of the report provides a high-level snapshot of the month's activities on a Program Level. This section contains a description of the Program along with any major changes that may have occurred during this period. This includes a status of revenues and expenditures for both SPLOST III & IV, a graphical representation of the SPLOST revenues as it relates to the obligations that have been incurred, and the progress of the Program.*

## A. EXECUTIVE SUMMARY

Within this Executive Summary, we provide a brief overview of the Program Elements

1. Program Funding, Obligations, and Expenditures
2. Status of Funding, Obligations, and Expenditures
3. General Program Progress
4. Earned Value Management
5. Key Focus Areas for Next Month
6. Alphabetical List of E-SPLOST III and E-SPLOST IV Projects
7. Completed Projects

This month's report includes reporting from July 1, 2017 – July 31, 2017. The data date for this period is **July 31, 2017**. We collect and present the information that is available as of the data date.

### Program Description

The Capital Improvement Program touches many of the facilities and schools in the DeKalb County School District. The primary areas of focus for the CIP include:

- Retirement of existing CIP's financial debt
- Completion of E-SPLOST III work
- New/replacement of seven (7) elementary schools and one (1) middle school
- Major roofing, HVAC, code & life safety improvements
- Six (6) major additions and/or renovations
- Career technology, fine arts, & classroom additions
- Renovations of classrooms from floor to ceiling
- Technology upgrades to all facilities
- Replacement of school buses and aging service vehicles

### 1. Program Funding, Obligations, & Expenditures

**Tables 1 and 2** reflect the sales tax receipts for E-SPLOST III and E-SPLOST IV. For E-SPLOST III, all GaDOE Reimbursements revenue for Martin Luther King Jr. High School, Miller Grove High School, and Southwest DeKalb High School projects, have been collected bringing the total collected to date to \$23.1 million. For E-SPLOST IV, we have accrued \$23.1 million to date in GaDOE Reimbursements for Fernbank ES, Peachcrest ES, Barack H. Obama Magnet School of Technology, and Henderson MS.

The total program budgeted receipts over the life of the program for E-SPLOST IV is \$618.4 million of which \$491.3 million is anticipated from sales tax receipts, \$89.1 million is anticipated in reimbursements from the GaDOE, and \$38.0 million in bonds issued by the District to enable the implementation of system-wide technology upgrades, vehicle purchase, and infrastructure refresh which began in early 2013.



Distribution of the E-SPLOST IV revenue from the Georgia Department of Revenue lags one month from when the actual revenue is collected at the cash register by merchants.

**Program Funding** Table 1 & 2 below reflect current obligations and expenditures for E-SPLOST III & E-SPLOST IV for the period ending **July 31, 2017**.

**Period Ending July 31, 2017:**

**Table 1 - Funding**

SPLOST III							
Through this Period:	Original Budget	Revised Budget*	Current Budget**	Forecasted Receipts through this period	Actual Receipts Collected	% of Original Budget Collected	% of Current Budget Collected
Sales Tax Receipts (SPLOST)	\$466.0M	\$490.1M	\$488.1M	\$488.1M	\$488.1M	104.7%	100.0%
Anticipated DOE Reimbursements	-	\$23.5M	\$23.3M	\$23.3M	\$23.6M	N/A	101.3%
Technology Bond	-	-	-	-	-	-	-
Interest	-	-	-	-	-	-	-
<b>Total Funding</b>	<b>\$466.0M</b>	<b>\$513.6M</b>	<b>\$511.4M</b>	<b>\$511.4M</b>	<b>\$511.7M</b>	<b>109.8%</b>	<b>100.1%</b>
* Per 2015 MIDTERM ASSESSMENT							
SPLOST IV							
Through this Period:	Original Budget	Revised Budget*	Current Budget**	Forecasted Receipts through this period	Actual Receipts Collected	% of Original Budget Collected	% of Current Budget Collected
Sales Tax Receipts (SPLOST)	\$475.0M	\$491.3M	\$491.3M	\$491.4M	\$509.1M	107.2%	103.6%
Anticipated DOE Reimbursements	\$21.0M	\$89.2M	\$89.1M	\$38.7M	\$23.1M	109.9%	25.9%
Interest	-	-	-	-	\$1.03M	-	N/A
Technology Bond	-	-	\$38.0M	\$38.0M	\$38.0M	-	100.0%
<b>Total Funding</b>	<b>\$496.0M</b>	<b>\$580.5M</b>	<b>\$618.4M</b>	<b>\$568.1M</b>	<b>\$571.2M</b>	<b>102.0%</b>	<b>92.4%</b>
* Per 2015 MIDTERM ASSESSMENT				** Per September 2016 Board Action			

**Period Ending July 31, 2017:**

**Table 2 - Obligations and Expenditures**

	Current Budget	Actual Receipts	THROUGH THIS PERIOD		
			Forecasted Obligations	Actual Obligations thru this period	Actual Expenditures thru this period
<b>SPLOST III</b>	\$511.4M	\$511.7M	-	\$462.3M	\$439.1M
<b>SPLOST IV</b>	\$618.4M	\$571.2M	\$449.5M	\$361.3M	\$302.4M

## 2. Status of Funding, Obligations, and Expenditures

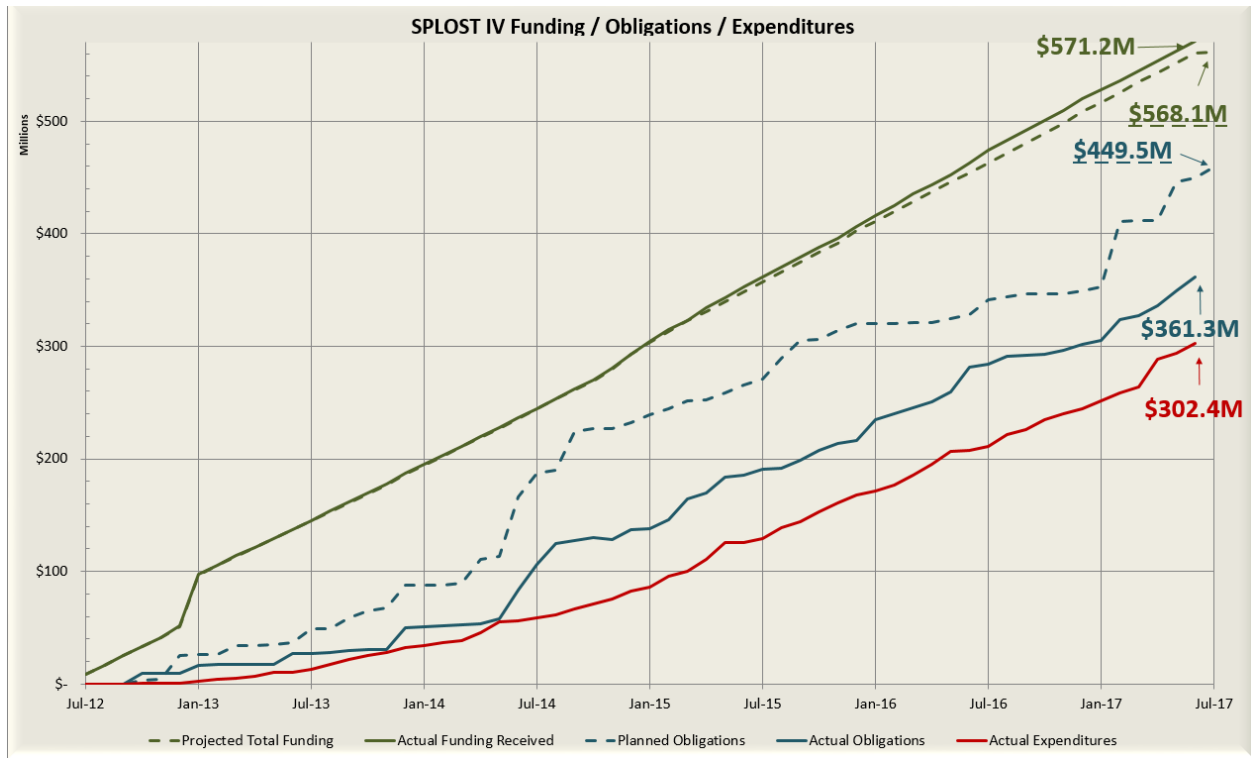
Because the SPLOST IV Program is operated on a “cash flow basis,” it is critical for the actual funding received to trend at or above the budgeted/planned funding and above projected obligations. Actual sales tax revenue receipts are trending 3% above projected funding levels for this period.

In the Graph below, “**Funding**” is shown in green, “**Obligations**” are shown in blue, and “**Expenditures**” are shown in red. Projected values are shown in dotted lines and actual values are shown in solid lines.



As you can see from this table, the actual funding received to date exceeds the projected funding and the actual obligations are less than the total projected obligations. The requirement is to keep the obligations less than the funding.

**Chart 1 E-SPLOST IV Funding, Obligations, and Expenditures**  
**Period Ending July 31, 2017**



### 3. General Program Progress

	Program Budget Totals by Phase (Updated) - Period Ending July 31, 2017							
	E-SPLOST III CIP Active		QSCB (415)		E-SPLOST IV		Program Budget Totals	
	Current Period 6/30	Current Period 7/31	Current Period 6/30	Current Period 7/31	Current Period 6/30	Current Period 7/31	Period Ending June '17	Period Ending July '17
Planning	-	-	-	-	11	11	\$16,999,198	\$16,999,198
Design Procurement	-	-	-	-	0	0	\$0	\$0
Design	-	-	-	-	4	4	\$55,509,218	\$55,509,218
Construction Procurement	-	-	-	-	28	28	\$42,551,155	\$42,551,155
Construction	1	1	-	-	47	42	\$111,873,894	\$109,340,102
Close-Out	43	43	1	1	42	47	\$319,481,599	\$322,015,391
Non-Construction	-	-	-	-	22	22	\$156,971,245	\$156,971,245
<b>Total Projects</b>	<b>44</b>	<b>44</b>	<b>1</b>	<b>1</b>	<b>154</b>	<b>154</b>	<b>\$703,386,309</b>	<b>\$703,386,309</b>

\*\*\* Please note that an additional project (801-422) Fire/Life Safety, has been added to the SPLOST IV program, per an April 2015 Board action. This increased the E-SPLOST IV project list from 157 to 158. Nine stadium projects and one Henderson MS project were consolidated into six projects resulting in a final project list of 148. Please note that six additional projects (135-422) Warren Tech School Improvements, (136-422) Modular Buildings & Parking Improvements, (137-422) Terry Mill Elementary School, (138-422) Warren Tech School Improvements, (516-422) Elementary School Prototype Development, & (517-422) Feasibility Study), have been added to the E-SPLOST IV program, per an October 2015 Board action. Per an March 2016 Board action, project 518-422 Land Purchase has been added to the E-SPLOST IV program. This increased the E-SPLOST IV project list from 148 to 153. The program budget total has dropped due to the financial close-out of three E-SPLOST III projects, 421-120-022 Dunwoody HS, 421-304 ADA Group D, and 421-305 ADA Group E.

#### Highlighted Efforts this Reporting Period

##### July Procurement Highlight

- The DeKalb BOE approved an award for architectural services for the Coralwood Diagnostic Centers.




Please go to the DCSD link <http://www.dekalb.k12.ga.us/solicitations/> to view all current CIP RFPs.

## E-SPLOST Advisory Committee

The last Advisory Committee Meeting was July 26, 2017. Each month, the CIP Team presents the status of the program to the Committee. After the presentation, the Committee has the opportunity to ask questions for further clarification. Please refer to the following link for meeting minutes <http://www.dekalb.k12.ga.us/splost-iv/advisory-committee/>.

The next E-SPLOST Advisory Committee meeting is scheduled for August 23, 2017.

## 4. Earned Value Management Initiative

- Earned Value Management (EVM) is a project management technique for measuring project performance and progress against the project plan in an objective manner. It has the ability to combine measurements of scope, schedule, and costs in a single integrated system. An industry standard, Earned Value Analysis is utilized to:
  - measure a project's progress
  - forecast its completion date and final cost
  - provide schedule and budget variances along the project plan and identifies work to be accomplished
- The following schedule and cost performance indicators will be utilized to measure specific project performance in accordance with the EVM methodology:
  - Schedule performance ratio (SPR) the ratio of the approved budget for the work performed to the approved budget for the work planned. The SPR reflects the relative amount the project is ahead of or behind schedule, sometimes referred to as the project's schedule efficiency. SPR projects the schedule performance for the remainder of the task.
    - $SPR = \text{At Completion Duration} / \text{Planned Duration}$
    - $SPR > 1$  means project is behind schedule
  - Cost performance ratio (CPR) The ratio of the approved budget for work performed to what is actually spent for the work. The CPR reflects the relative value of work done compared to the amount paid for it, sometimes referred to as the project's cost efficiency. CPR projects the cost performance for the remainder of the task.
    - $CPR = \text{Estimate At Completion (EAC)} / \text{Current Budget (CB)}$
    - $CPR > 1$  means project is over budget
- Earned Value is needed because it provides an "Early Warning" signal for prompt corrective action.
  - Bad news does not age well
  - Still time to recover
  - Timely request for additional funds
- Performance Metrics
  -  Green – Project is ahead of schedule and is under budget
  -  Amber – Project is on schedule and at budget
  -  Red – Project is behind schedule or over budget



## 5. Key Focus Areas for Next Month

### Major Projects

**DOE Reimbursements** – For this reporting period, DOE payments received to date for E-SPLOST IV are approximately \$23.1 million collected from E-SPLOST IV projects Fernbank ES, Peachcrest ES, Barack H. Obama Magnet School of Technology and Henderson Middle School. The CIP Staff will continue to coordinate with various Architects/Contractors and respective District Managers to make certain all documentation for application submitted to the Ga DOE is timely.

**Proliance Transition** – AECOM has procured a new program-wide management system called Proliance by Trimble. As the CIP team transitions to Proliance, the Monthly Status Reports production has been trimmed in specific sections to increase efficiency while preparing the new system. Future MSRs will utilize the robust reporting capabilities of Proliance and our companion report writer tool Cognos.

The Proliance architecture and data transfer from Primavera Contract Manager (former Project Management Information System) has been completed and the soft roll out has begun. Proliance will be utilized for budget and cost management, earned value management, change orders, meeting minutes, daily reports, Requests for Information, Project Submittals and Design reviews. Proliance training is ongoing with DCSD staff, Architects / Engineers and General Contractors.

**6. Alphabetical List of E-SPLOST III and E-SPLOST IV Projects**

Project Name	Project #	E-SPLOST III / IV	REGIONS	SPR	CPR
ADA Group A-3	421-301-023	III	DCSD		
ADA Group B-3	421-302-003	III	DCSD		
ADA Group C-2	421-303-012	III	DCSD		
ADA Group C-3	421-303-013	III	DCSD		
ADA Group D	421-304	III	DCSD		
ADA Group E	421-305	III	DCSD		
Adams Stadium - Improvements	200-422	IV	2		
Adams Stadium - Survey	201-422	IV	2		
Adams Stadium - Turf/Track	202-422	IV	2		
Allgood ES - Capital Renewal	300-422	IV	3		
Allgood ES- Kitchen	421-341-043	III	3		
Arts School at former Avondale	510-422	IV	2		
Ashford Park ES - ADA Group D	421-304	III	1		
Ashford Park ES - Capital Renewal	400-422	IV	1		
Austin ES Replacement	501-422	IV	1		
Avondale ES - Capital Renewal	401-422	IV	2		
Avondale MS - Capital Renewal	301-422	IV	2		
Avondale Stadium - Improvements	203-422	IV	2		
Avondale Stadium - Survey	204-422	IV	2		
Avondale Stadium - Turf/Track	205-422	IV	2		
Bob Mathis ES – ADA	100-422	IV	4		
Bouie ES - Capital Renewal	302-422	IV	4		
Briar Vista ES - ADA Group C-2	421-303-012	III	2		
Briar Vista ES - ADA	101-422	IV	2		
Briarlake ES - ADA Group C-2	421-303-012	III	2		
Briarlake ES - Code Requirements	402-422	IV	2		
Brockett ES - Code Requirements	403-422	IV	2		
Browns Mill ES - Capital Renewal	303-422	IV	4		
Bulk Purchase - Plumbing Fixtures	421-322-001	III	DCSD		
Canby Lanes ES - ADA	102-422	IV	5		
Cary Reynolds ES - ADA	103-422	IV	1		
Cedar Grove ES – ADA	104-422	IV	5		
Cedar Grove HS -	404-422	IV	5		
Cedar Grove HS – Supplemental	421-115-002	III	5		
Cedar Grove MS - Capital Renewal	304-422	IV	5		
Chamblee HS – Replacement	421-117	III	1		
Chamblee HS Replacement	415-117	415	1		
Chamblee MS - Capital Renewal	305-422	IV	1		
Champion MS - Capital Renewal	306-422	IV	3		
Chapel Hill ES - ADA Group E	421-305	III	4		
Chapel Hill ES - Capital Renewal	307-422	IV	4		
Chapel Hill MS – ADA	105-422	IV	4		
Chesnut ES - Code Requirements	405-422	IV	1		
Clarkston HS - Capital Renewal	406-422	IV	3		
Clifton ES - ADA Group E	421-305	III	5		

Project Name	Project #	E-SPLOST III / IV	REGIONS	SPR	CPR
Clifton ES - Capital Renewal	407-422	IV	5		
Clifton ES- Ceiling Tiles	421-341-039	III	5		
Columbia ES - Capital Renewal	308-422	IV	5		
Columbia MS - Capital Renewal	309-422	IV	5		
Coralwood Center Addition	511-422	IV	2		
Cross Keys HS - Capital Renewal	310-422	IV	1		
Cross Keys HS – Supplemental	421-106-002	III	1		
DCSD Consultants	904-422	IV	DCSD		
DCSD Staff	903-422	Iv	DCSD		
DeKalb ES of Arts at Terry Mill	408-422	IV	2		
DeKalb HS of Technology South - Capital Renewal	409-422	IV	5		
DeKalb Trans. - ADA Group B-3	421-302-003	III	5		
Demolition	905-422	IV	0		
Doraville Driver's Ed - Capital Renewal	311-422	IV	1		
Dresden ES – ADA	106-422	IV	1		
Druid Hills MS - Code Req (Former Shamrock MS)	427-422	IV			
Druid Hills HS - Code Requirements	410-422	IV	2		
Dunaire ES - ADA	107- 422	IV	3		
Dunwoody HS - Capital Renewal	338-422	IV	1		
Dunwoody HS - Supplemental	421-120-002	III	1		
Early Learning Center	502-422	IV	DCSD		
East Campus	411-422	IV	3		
Eldridge Miller ES - ADA	108-422	IV	3		
Emergency Generators E	421-321-015E	III	DCSD		
Emergency Generators F	421-321-015F	III	DCSD		
Emergency Generators G	421-321-015G	III	DCSD		
Engineering Studies	398-422	IV	DCSD		
ES Prototype Development	500-422	IV	4		
Evansdale ES - ADA Group D	421-304	III	2		
Evansdale ES - Code Requirements	412-422	IV	2		
Fairington ES – ADA	109-422	IV	4		
Fernbank Center - ADA Group C-2	421-303-012	III	2		
Fernbank ES Replacement	503-422	IV	2		
Fire/Sprinkler/Life Safety Improvements	801-422	IV	DCSD		
Flat Rock ES - Code Requirements	413-422	IV	4		
Flat Shoals ES – ADA	110-422	IV	5		
Freedom MS - Capital Renewal	312-422	IV	3		
General Services	902-422	IV	DCSD		
Barack Obama ES Replacement	504-422	IV	5		
Halford Stadium - Improvements	206-422	IV	5		
Halford Stadium - Turf/Track	207-422	IV	5		
Hambrick ES - ADA	111-422	IV	3		
Hambrick ES - HVAC	421-136	III	3		
Hawthorne ES - Code Requirements	414-422	IV	2		
Henderson Mill ES - ADA C-2	421-303-012	III	2		
Henderson Mill ES	415-422	IV	2		
Henderson MS – Track	421-230	III	2		



Project Name	Project #	E-SPLOST III / IV	REGIONS	SPR	CPR
Henderson MS Renovation/Addition	512-422	IV	2		
Hightower ES - Capital Renewal	313-422	IV	1		
Huntley Hills ES - ADA	112-422	IV	1		
Idlewood ES – ADA	113-422	IV	2		
Indian Creek ES - Code Requirements	114-422	IV	3		
Indian Creek ES - HVAC	421-139	III	3		
International Student Center - Capital Renewal	314-422	IV	1		
Jolly ES - ADA	115-422	IV	3		
Kelly Lake ES - ADA	116-422	IV	5		
Kingsley ES - ADA	117-422	IV	1		
Kittredge ES - Code Requirements	417-422	IV	1		
Knollwood ES - Capital Renewal	315-422	IV	5		
Knollwood ES - HVAC	421-132-002	III	5		
Lakeside HS - Career Tech, ADA	421-125	III	2		
Laurel Ridge ES – ADA	118-422	IV	2		
Lithonia MS – ADA	119-422	IV	4		
Livsey ES - Capital Renewal	418-422	IV	2		
Local School Priority Request	800-422	IV	DCSD		
M.L. King, Jr., HS - Capital Renewal	316-422	IV	4		
Marbut ES - Capital Renewal	317-422	IV	4		
Margaret Harris - ADA Group A-3	421-301-023	III	1		
Margaret Harris School – Code	419-422	IV	1		
Martin Luther King, Jr. HS	421-127	III	4		
McLendon ES - Capital Renewal	420-422	IV	2		
McNair HS Capital Renewal	318-422	IV	5		
McNair MS - Track Replacement	421-231	III	5		
McNair MS Replacement	505-422	IV	5		
Meadowview ES – ADA	120-422	IV	5		
Meadowview ES - ADA Group E	421-305	III	5		
Medlock ES - Capital Renewal	319-422	IV	2		
Midvale ES - ADA Group C-3	421-303-013	III	5		
Midvale ES - ADA	121-422	IV	2		
Midway ES - ADA Group B-3	421-302-003	III	5		
Midway ES - Capital Renewal	320-422	IV	5		
Miller Grove HS - Addition	421-128	III	4		
Miller Grove MS - ADA Group E	421-305	III	4		
Miller Grove MS - ADA	122-422	IV	4		
Montclair ES - Code Requirements;	421-422	IV	1		
Montgomery ES - ADA	123-422	IV	1		
Montgomery ES - HVAC	421-138	III	1		

Project Name	Project #	E-SPLOST III / IV	REGIONS	SPR	CPR
Montgomery ES HVAC	001-422	IV	1		
Murphey Candler ES – ADA	124-422	IV	4		
Narvie Harris ES - Capital Renewal	321-422	IV	4		
North DeKalb Stadium - Improvements	208-422	IV	1		
North DeKalb Stadium – Survey	209-422	IV	1		
North DeKalb Stadium - Turf/Track	210-422	IV	1		
Oak Grove ES - Code Requirements	422-422	IV	2		
Oak View ES - ADA Group B-3	421-302-002	III	5		
Oakcliff ES - ADA Group C-3	421-303-013	III	1		
Oakcliff ES - Capital Renewal	423-422	IV	1		
Panola Way ES – ADA	125-422	IV	4		
William Buck Godfrey - Improvements	211-422	IV	4		
Panthersville Stadium – Survey	212-422	IV	4		
Panthersville Stadium - Turf/Track	213-422	IV	4		
Peachcrest ES Replacement	506-422	IV	5		
Pine Ridge ES - Capital Renewal	424-422	IV	3		
Pleasantdale ES Replacement	507-422	IV	2		
Program Contingency	999-422	IV	DCSD		
Radio Communications	630-422	IV	DCSD		
Rainbow ES - ADA Group B-3	421-302-003	III	4		
Rainbow ES - Capital Renewal	425-422	IV	4		
Redan ES - ADA - Capital Renewal	126-422	IV	3		
Redan HS – Supplemental	421-111-002	III	3		
Redan HS Renovation/Addition	513-422	IV	3		
Remediation Funds for Issues	399-422	IV	DCSD		
Reserve funds stadium repairs	299-422	IV	DCSD		
Robert Shaw ES - Capital Renewal	322-422	IV	2		
Rock Chapel ES - Capital Renewal	323-422	IV	3		
Rockbridge ES - ADA Group A-3	421-301-023	III	3		
Rockbridge ES Replacement	508-422	IV	3		
Rowland ES – ADA	127-422	IV	5		
Safety/Security Upgrade - FY 2013	600-422	IV	DCSD		
Safety/Security Upgrade - FY 2014	610-422	IV	DCSD		
Sagamore Hills ES – ADA	128-422	IV	2		
Sagamore Hills ES - ADA Group D	421-304	III	2		
Salem MS - ADA Group E	421-305	III	4		
Salem MS - Capital Renewal Roofing	324-422	IV	4		
Sam Moss Service Center - Capital Renewal	325-422	IV	0		
School Buses	640-422	IV	DCSD		

Project Name	Project #	E-SPLOST III / IV	REGIONS	SPR	CPR
Sequoyah MS - ADA Restroom	129-422	IV	1		
Service Vehicles	620-422	IV	DCSD		
Shadow Rock ES - Code Requirements HVAC	426-422	IV	3		
Smoke Rise ES Replacement	509-422	IV	2		
Snapfinger ES - ADA Group C-3	421-303-013	III	5		
Snapfinger ES - Capital Renewal	428-422	IV	5		
South Campus Facilities - Capital Renewal	326-422	IV	0		
Southwest DeKalb HS	002-422	IV	2		
Southwest DeKalb HS - Capital Renewal Plumbing	327-422	IV	4		
Southwest DeKalb HS - Capital Renewal Roofing	328-422	IV	2		
Southwest DeKalb HS Renovations	514-422	IV	4		
E-SPLOST AUDIT	901-422	IV	DCSD		
Stephenson HS - Capital Renewal Roofing	329-422	IV	3		
Stone Mill ES – ADA	130-422	IV	3		
Stone Mill ES – HVAC	421-140	III	3		
Stone Mountain ES - Capital Renewal	330-422	IV	3		
Stone Mountain ES – HVAC	421-135	III	3		
Stone Mountain HS - ADA A-3	421-301-023	III	3		
Stone Mountain HS – Capital	331-422	IV	3		
Stone Mountain HS – Capital	429-422	IV	3		
Stone Mountain HS Renovations – Capital	515-422	IV	3		
Stone Mountain MS – Capital	332-422	IV	3		
Stoneview ES - ADA	131-422	IV	4		
Technology Bond Repayment	720-422	IV	DCSD		
Technology Equipment	710-422	IV	DCSD		
Technology Infrastructure Refresh	700-422	IV	DCSD		
Toney ES - ADA	132-422	IV	5		
Towers HS - Capital Renewal Roofing	333-422	IV	5		
Towers HS Culinary Arts Lab	334-422	IV	5		
Tucker MS - Capital Renewal	335-422	IV	2		
Vanderlyn ES – ADA	133-422	IV	1		
Wadsworth - HVAC & Lighting	421-341-027	III	5		
Wadsworth ES - Capital Renewal	336-422	IV	5		
Warren Tech	003-422	IV	1		
Warren Tech – HVAC	421-129	III	1		



Project Name	Project #	E-SPLOST III / IV	REGIONS	SPR	CPR
Warren Technical School - Capital Renewal	337-422	IV	1		
Woodridge ES - Capital Renewal	430-422	IV	4		
Woodward ES – ADA	134-422	IV	1		

**E-SPLOST IV Legend**

**Green** Project is ahead of schedule or under budget

**Amber** Project is on schedule and at budget

**Red** Project is behind schedule or over budget

**Grey** Projects that are currently in close-out, inactive, non-construction, or are SPLOST III Projects

Notes

The program was on budget for the June '17 reporting period.

## 7. Completed Projects

**Table 4: Close-Out Projects List  
Periods Ending July 31, 2017**

SPLOST III / IV	Project Number	Project Name	Scope	Phase
IV	107-422	Dunaire ES	Capital Renewal	7. Close-Out
IV	111-422	Hambrick ES	Capital Renewal	7. Close-Out
IV	112-422	Huntley Hills ES	Capital Renewal	7. Close-Out
IV	121-422	Midvale ES	Capital Renewal	7. Close-Out
IV	129-422	Sequoyah MS	Code Requirements	7. Close-Out
IV	130-422	Stone Mill ES	Capital Renewal	7. Close-Out
IV	133-422	Vanderlyn ES	Capital Renewal	7. Close-Out
IV	134-422	Woodward ES	Capital Renewal	7. Close-Out
IV	310-422	Cross Keys HS	Capital Renewal	7. Close-Out
IV	313-422	Hightower ES	Capital Renewal	7. Close-Out
IV	325-422	Sam Moss Center	Capital Renewal	7. Close-Out
IV	327-422	Southwest DeKalb HS	Plumbing	7. Close-Out
IV	328-422	Southwest DeKalb HS	Roofing	7. Close-Out
IV	330-422	Stone Mountain ES	HVAC, Roofing	7. Close-Out
IV	337-422	Warren Tech	Capital Renewal	7. Close-Out
IV	305-422	Chamblee MS	Capital Renewal	7. Close-Out
IV	326-422	South Campus Facilities	Capital Renewal	7. Close-Out
IV	513-422	Redan HS	Renovation	7. Close-Out
IV	403-422	Brockett ES	Capital Renewal	7. Close-Out
IV	405-422	Chesnut ES	Capital Renewal	7. Close-Out
IV	408-422	DESA at Terry Mill	Capital Renewal	7. Close-Out
IV	411-422	East Campus	Code Requirements	7. Close-Out
IV	412-422	Evansdale ES	Code Requirements	7. Close-Out
IV	417-422	Kittredge ES	HVAC	7. Close-Out
IV	421-422	Montclair ES	Code Requirements	7. Close-Out
IV	427-422	Druid Hills MS	Code Requirements	7. Close-Out
IV	500-422	ES Prototype	Development	7. Close-Out
IV	503-422	Fernbank ES	Replacement School	7. Close-Out
IV	504-422	Barack Obama ES	Replacement School	7. Close-Out
IV	514-422	Southwest DeKalb HS	Renovation	7. Close-Out
IV	620-422	Service Vehicles	Purchase of service vehicles	7. Close-Out
IV	630-422	Radio Communications	FCC Compliance/GPS Equipment	7. Close-Out
IV	001-422	Montgomery ES	Renovation	8. Completed
IV	003-422	Warren Tech	HVAC Work	8. Completed

IV	200-422	Adams Stadium	Stadium	8. Completed
IV	206-422	Halford Stadium	Stadium	8. Completed
IV	211-422	William "Buck" Godfrey	Stadium	8. Completed
IV	315-422	Knollwood ES	Capital Renewal	8. Completed
IV	332-422	Stone Mountain MS	Capital Renewal	8. Completed
IV	333-422	Towers HS	Capital Renewal	8. Completed
IV	336-422	Wadsworth ES	Renovation	8. Completed
IV	338-422	Dunwoody HS	Hardware and Doors	8. Completed
IV	407-422	Clifton ES	Code Requirements	8. Completed
IV	506-422	Peachcrest ES	Replacement School	8. Completed
IV	900-422	Chamblee HS	QSCB Lease Repay	8. Completed
III	421-115-001	Cedar Grove HS	Supplemental	7. Close-Out
III	421-127	MLK HS	Addition	7. Close-Out
III	421-321-015E	Emergency Generators	Bulk purchase	7. Close-Out
III	421-322-001	Bulk purchase	Bulk purchase plumbing fixtures	7. Close-Out
III	421-106-002	Cross Keys HS	Supplemental	8. Completed
III	421-117	Chamblee HS	Replacement	8. Completed
III	421-120-002	Dunwoody HS	Supplemental	8. Completed
III	421-128	Miller Grove HS	Addition	8. Completed
III	421-129	Warren Tech	HVAC Work	8. Completed
III	421-132-002	Knollwood ES	HVAC Work	8. Completed
III	421-135	Stone Mountain ES	HVAC Work	8. Completed
III	421-136	Hambrick ES	HVAC Work	8. Completed
III	421-138	Montgomery ES	HVAC Work	8. Completed
III	421-139	Indian Creek ES	HVAC Work	8. Completed
III	421-140	Stone Mill ES	HVAC Work	8. Completed
III	421-229	Columbia MS	Track Replacement	8. Completed
III	421-230	Henderson MS	Track Replacement	8. Completed
III	421-231	McNair MS	Track Replacement	8. Completed
III	421-232	Peachtree MS	Track Replacement	8. Completed
III	421-301-023	ADA Group A-3	ADA upgrades throughout District	8. Completed
III	421-302-023	ADA Group B-3	ADA upgrades throughout District	8. Completed
III	421-303-012	ADA Group C-2	ADA upgrades throughout District	8. Completed
III	421-303-013	ADA Group C-3	ADA upgrades throughout District	8. Completed
III	421-304	ADA Group D	ADA upgrades throughout District	8. Completed
III	421-305	ADA Group E	ADA upgrades throughout District	8. Completed
III	421-321-015F	Emergency Generators	Bulk purchase	8. Completed
III	421-341-027	Wadsworth Magnet	Ceiling and Lighting	8. Completed
III	421-341-028	Chapel Hill MS	Ceiling Tiles & Site Work	8. Completed
III	421-341-039	Clifton ES-Ceiling Tiles	Renovation	8. Completed
III	421-341-043	Allgood ES	Kitchen Renovation	8. Completed



This Page Is Intentionally Left Blank

# Capital Improvement Program

## MONTHLY STATUS REPORT

### SECTION B. REGIONAL PROGRAM SUMMARY

- Regional Leadership and Cluster Distributions
- Regional Active Project Budgets
- Regional Summary Schedules



**AECOM**



SCHOOL

## **REGIONAL PROGRAM SUMMARIES OF ACTIVE PROJECTS**

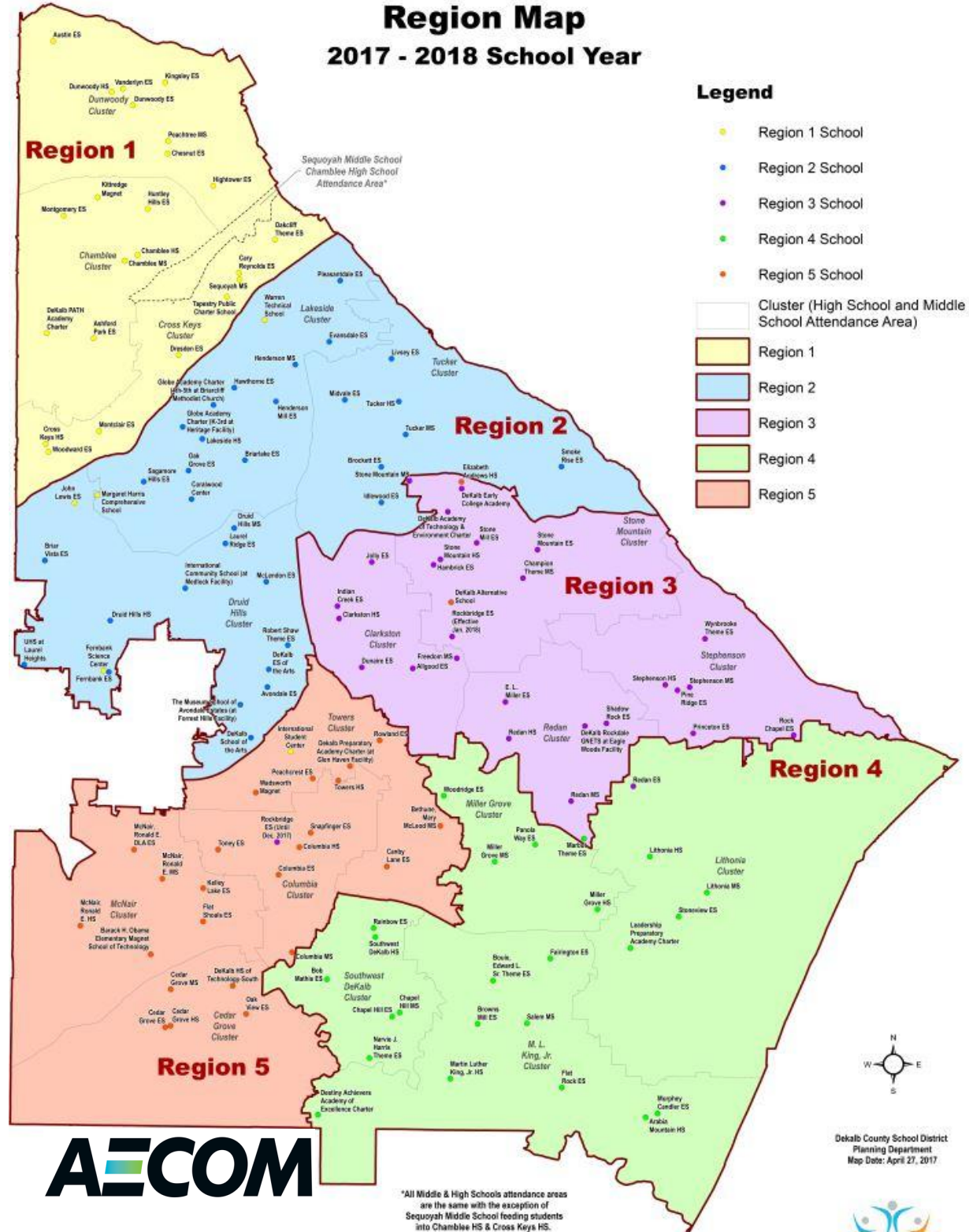
*The Regional Summary is an important feature of this report. For each of the five regions of the district, this portion of the MSR is structured to give the reader a dashboard review of the active projects, including SPLOST III and IV funding information. For the purpose of this report, a project is considered “active” from the Early Start Date identified on the Master Program Schedule through the project’s Early Finish Date, or project substantial completion. District-wide projects are also addressed here. For ease of use, the regions are color coded to correspond to the regional map inside the front cover of this MSR, with the color gray associated with the District-wide projects.*

*The sub-sections provide valuable information, specifically:*

- *Region-specific information on each of the Regions*
- *Regional budget summaries*
- *Regional map with school locations*
- *Regional summary schedule of regional activities*



## DeKalb County School District Region Map 2017 - 2018 School Year



**Legend**

- Region 1 School
- Region 2 School
- Region 3 School
- Region 4 School
- Region 5 School
- Cluster (High School and Middle School Attendance Area)
- Region 1
- Region 2
- Region 3
- Region 4
- Region 5



0 0.5 1 2 3 4 Miles

\*All Middle & High Schools attendance areas are the same with the exception of Sequoyah Middle School feeding students into Chamblee HS & Cross Keys HS.

Map reflects attendance areas as passed by the Board of Education on March 7th, 2016 and July 11th, 2016.

DeKalb County School District  
Planning Department  
Map Date: April 27, 2017





**B. REGIONAL PROGRAM SUMMARY**

**1. Regional Leadership and Cluster Distribution**

**R-1 Superintendent: Ms. Sherry Johnson**

Office: (678) 676-1105

24 Schools – 20,461 Students

- Chamblee Cluster
- Cross Keys Cluster
- Dunwoody Cluster
- Non Cluster (5 schools)



**R-2 Superintendent: Mr. Trenton Arnold**

Office: (678) 676-2826

28 Schools – 21,779 Students

- Druid Hills Cluster
- Lakeside Cluster
- Tucker Cluster
- Non Cluster (4 schools)



**R-3 Superintendent: Mrs. Rachel Zeigler**

Office: (678) 676-0671

27 Schools – 22,174 Students

- Clarkston Cluster
- Redan Cluster
- Stephenson Cluster
- Stone Mountain Cluster
- Non Cluster (5 schools)



**R-4 Superintendent: Dr. Triscilla Weaver**

Office: (678) 676-2845

22 Schools – 21,079 Students

- Lithonia Cluster
- M.L. King Jr. Cluster
- Miller Grove Cluster
- Southwest DeKalb Cluster
- Non Cluster (4 schools)

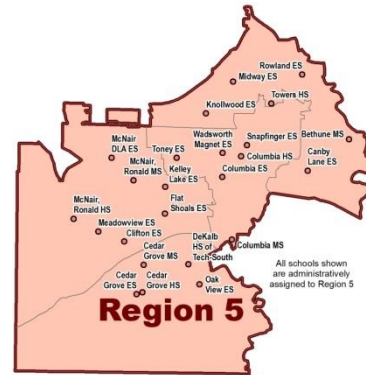


**R-5 Superintendent: Dr. Ralph Simpson**

Office: (678) 676-1079

25 Schools – 16,308 Students

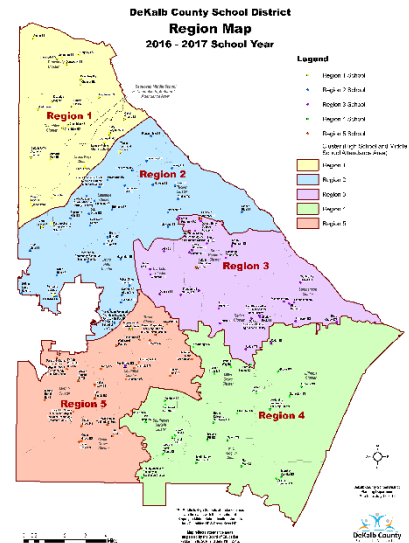
- Cedar Grove Cluster
- Columbia Cluster
- McNair Cluster
- Towers Cluster
- Non Cluster (3 schools)



**DCSD Capital Program District Wide Projects**  
**DCSD Director of Design and Construction: Richard Boyd**

Oversight of Multi-Regional Projects

Office: (678) 676-1483



## 2. Regional Active Project Budgets

Periods Ending July 31, 2017	Current Active Budget	Current Commitments	EXPENDITURES	
			to Date	% of Budget
<b>Region 1 Totals</b>	<b>\$93,364,805</b>	<b>\$13,923,195</b>	<b>\$8,062,629</b>	<b>9%</b>
<b>Region 2 Totals</b>	<b>\$129,244,215</b>	<b>\$64,651,604</b>	<b>\$53,722,658</b>	<b>42%</b>
<b>Region 3 Totals</b>	<b>\$72,848,934</b>	<b>\$62,652,512</b>	<b>\$42,773,919</b>	<b>59%</b>
<b>Region 4 Totals</b>	<b>\$58,836,857</b>	<b>\$36,780,097</b>	<b>\$29,548,348</b>	<b>50%</b>
<b>Region 5 Totals</b>	<b>\$106,952,741</b>	<b>\$56,138,960</b>	<b>\$51,478,466</b>	<b>48%</b>
<b>District-wide Totals</b>	<b>\$157,152,448</b>	<b>\$75,852,771</b>	<b>\$73,511,321</b>	<b>47%</b>
<b>Regional Totals</b>	<b>\$618,400,000</b>	<b>\$309,999,139</b>	<b>\$259,097,341</b>	<b>42%</b>

## 3. Regional Summary Schedules

Activity Name	Start	Finish	2013		2014		2015		2016		2017		2018		2019		2020					
			Q1	Q2	Q3	Q4	Q1	Q2	Q3	Q4	Q1	Q2	Q3	Q4	Q1	Q2	Q3	Q4	Q1	Q2	Q3	Q4
<b>Multiple Regions or No Region</b>	01-Oct-12 A	23-Jul-18																				
<b>Region 1</b>	15-Mar-13 A	05-Aug-19																				
<b>Region 2</b>	01-Oct-12 A	23-Jul-20																				
<b>Region 3</b>	17-Dec-12 A	03-Jan-18																				
<b>Region 4</b>	21-Nov-13 A	02-Apr-18																				
<b>Region 5</b>	01-Oct-12 A	01-Oct-18																				



# Capital Improvement Program

## MONTHLY STATUS REPORT

### SECTION C. E-SPLOST IV PROGRAM INFORMATION

- E-SPLOST IV Program Information
- E-SPLOST IV Funding, Obligations, and Expenditures
- E-SPLOST IV Funding Sources
- Glossary of Construction & CIP Teams



**AECOM**



SCHOOL



## **ATTACHMENTS**

*This section of the report includes the following appendices:*

- *E-SPLOST IV Program Information*
- *E-SPLOST IV Funding, Obligations, and Expenditures*
- *E-SPLOST IV Funding Sources*
- *Glossary of Construction and CIP Terms*

## C. E-SPLOST IV PROGRAM UPDATES

### 1. E-SPLOST IV Program Information

#### Program Information

Chart reflecting the current program, budget, schedule, and scope information.

**\*\*Please note that the program information table does not include projects with the phase Non-construction. Non-construction project phase covers projects across the entire District.**

#### Funding, Obligations, and Expenditures

Values reflected in the table are per the data date for the months reporting period.

#### Funding Sources

Revenue data as reported by the Georgia Tax Center online at <http://gtc.dor.ga.gov/>.

This Page Intentionally Left Blank

## E-SPLOST IV Program Information

Project Number	Project	PM	Phase	Current Budget	Current Commitment	Paid To Date	Start Date	Finish Date	E-SPLOST IV Scope Description
300-422	"Allgood ES - Capital Renewal: HVAC,MEP,COOLING TOWER,ROOFING"	Pergakis	Construction	\$1,178,606.00	\$1,028,728.84	\$992,041.16	05-Dec-13	11-Aug-16	"Allgood ES - Capital Renewal: HVAC,MEP,COOLING TOWER,ROOFING"
400-422	"Ashford Park ES - Capital Renewal - Code Requirements: HVAC,Kitchen Equipment"	Pergakis	Construction-Procure	\$409,175.00	\$80,139.98	\$67,775.98	03-Apr-15	15-Mar-18	"Ashford Park ES - Capital Renewal - Code Requirements: HVAC,Kitchen Equipment"
401-422	"Avondale ES - Capital Renewal - Code Requirements: HVAC,MEP,WATER PIPING"	Atta	Construction	\$1,788,917.00	\$1,046,922.00	\$463,811.20	15-Jul-14	08-Dec-17	"Avondale ES - Capital Renewal - Code Requirements: HVAC,MEP,WATER PIPING"
100-422	"Bob Mathis ES - ADA - Capital Renewal - Code Requirements: Roofing,Restroom,HVAC"	Fernandez	Construction	\$1,135,233.00	\$103,890.82	\$59,004.37	28-Jul-14	24-Aug-17	"Bob Mathis ES - ADA - Capital Renewal - Code Requirements: Roofing,Restroom,HVAC"
302-422	"Bouie ES - Capital Renewal: Emergency Gas Shutoff,HVAC,Roofing"	Albanese	Construction	\$1,504,657.84	\$44,928.00	\$32,832.00	01-Feb-14	23-Aug-17	"Bouie ES - Capital Renewal: Emergency Gas Shutoff,HVAC,Roofing"
101-422	"Briar Vista ES - ADA - Capital Renewal - Code Requirements: Restroom,Water Piping,HVAC"	Albanese	Construction	\$1,567,353.00	\$1,441,049.00	\$460,581.40	01-Jan-14	31-Aug-17	"Briar Vista ES - ADA - Capital Renewal - Code Requirements: Restroom,Water Piping,HVAC"
402-422	"Briarlake ES - Capital Renewal - Code Requirements: Water Piping,HVAC"	Albanese	Construction	\$1,232,591.31	\$1,153,250.50	\$489,413.10	01-Jan-14	31-Aug-17	"Briarlake ES - Capital Renewal - Code Requirements: Water Piping,HVAC"
403-422	"Brockett ES - Capital Renewal - Code Requirements: HVAC,Kitchen Equipment,Roofing,MEP,Lighting"	Albanese	Closeout	\$2,016,803.00	\$1,737,144.42	\$1,460,821.28	01-Jan-14	29-Sep-16	"Brockett ES - Capital Renewal - Code Requirements: HVAC,Kitchen Equipment,Roofing,MEP,Lighting"
102-422	"Canby Lane ES - ADA - Capital Renewal - Code Requirements: HVAC,Restroom,Kitchen Equipment,Roofing"	Atta	Construction	\$3,746,439.60	\$3,473,133.75	\$817,901.75	01-Jan-14	12-Jan-18	"Canby Lane ES - ADA - Capital Renewal - Code Requirements: HVAC,Restroom,Kitchen Equipment,Roofing"
103-422	"Cary Reynolds ES - ADA - Capital Renewal - Code Requirements: HVAC,Restroom,Lighting,Electrical"	Pergakis	Construction	\$1,066,149.74	\$810,345.45	\$794,567.32	01-Feb-14	31-Jul-17	"Cary Reynolds ES - ADA - Capital Renewal - Code Requirements: HVAC,Restroom,Lighting,Electrical"
304-422	"Cedar Grove MS - Capital Renewal: HVAC,Plumbing"	Atta	Construction-Procure	\$3,280,878.20	\$71,627.35	\$59,327.35	01-Jan-14	14-Aug-17	"Cedar Grove MS - Capital Renewal: HVAC,Plumbing"
306-422	"Champion MS - Capital Renewal: New Emergency Utility Shutoffs,HVAC"	Pergakis	Construction	\$641,131.00	\$530,619.00	\$20,355.50	15-Jul-14	16-Aug-17	"Champion MS - Capital Renewal: New Emergency Utility Shutoffs,HVAC"
307-422	"Chapel Hill ES - Capital Renewal: HVAC,Roofing"	Pergakis	Construction	\$1,340,418.68	\$1,244,896.91	\$1,241,397.02	08-Nov-13	23-May-16	"Chapel Hill ES - Capital Renewal: HVAC,Roofing"
405-422	"Chesnut ES - Capital Renewal - Code Requirements: HVAC,Roofing"	Pergakis	Construction	\$1,068,664.67	\$532,944.00	\$152,176.00	01-Feb-14	27-Jun-17	"Chesnut ES - Capital Renewal - Code Requirements: HVAC,Roofing"

## E-SPLOST IV Program Information

Project Number	Project	PM	Phase	Current Budget	Current Commitment	Paid To Date	Start Date	Finish Date	E-SPLOST IV Scope Description
308-422	"Columbia ES - Capital Renewal: HVAC, Roofing"	Atta	Construction-Procure	\$1,029,719.54	\$25,000.00	\$17,100.00	01-Jan-14	19-Jan-18	"Columbia ES - Capital Renewal: HVAC, Roofing"
310-422	"Cross Keys HS - Capital Renewal: Plumbing, Water Piping"	Fernandez	Closeout	\$1,386,250.00	\$952,931.66	\$907,401.73	15-Nov-13	31-Dec-15	"Cross Keys HS - Capital Renewal: Plumbing, Water Piping"
408-422	"DeKalb ES of the Arts at Terry Mills - Capital Renewal - Code Requirements: HVAC, Electrical"	Pergakis	Closeout	\$277,485.00	\$160,685.30	\$128,510.30	15-Jul-14	09-Aug-17	"DeKalb ES of the Arts at Terry Mills - Capital Renewal - Code Requirements: HVAC, Electrical"
106-422	"Dresden ES - ADA - Capital Renewal: HVAC, Restroom, Kitchen Equipment, Roofing, Lighting"	Pergakis	Construction-Procure	\$1,307,458.00	\$178,312.50	\$133,725.00	03-Apr-15	15-Mar-18	"Dresden ES - ADA - Capital Renewal: HVAC, Restroom, Kitchen Equipment, Roofing, Lighting"
410-422	"Druid Hills HS - Capital Renewal - Code Requirements: Plumbing, Water Piping"	Albanese	Construction	\$747,298.00	\$340,536.97	\$282,060.81	01-Feb-14	31-Jul-17	"Druid Hills HS - Capital Renewal - Code Requirements: Plumbing, Water Piping"
412-422	"Evansdale ES - Capital Renewal - Code Requirements: HVAC, MEP, Water Piping"	Albanese	Closeout	\$468,992.34	\$461,982.05	\$446,806.32	01-Feb-14	29-Jul-16	"Evansdale ES - Capital Renewal - Code Requirements: HVAC, MEP, Water Piping"
109-422	"Fairington ES - ADA - Capital Renewal - Code Requirements: Restroom, HVAC"	Minich	Construction-Procure	\$209,439.00	\$24,320.00	\$19,520.00	02-Apr-15	15-Mar-18	"Fairington ES - ADA - Capital Renewal - Code Requirements: Restroom, HVAC"
110-422	"Flat shoals ES - ADA - Capital Renewal - Code Requirements: HVAC, Restroom,"	Atta	Construction-Procure	\$184,756.00	\$16,760.00	\$13,620.00	02-Apr-15	31-Aug-17	"Flat shoals ES - ADA - Capital Renewal - Code Requirements: HVAC, Restroom,"
111-422	"Hambrick ES - ADA - Capital Renewal - Code Requirements: HVAC, Restroom, Water Piping, Lighting"	Fernandez	Closeout	\$1,134,423.00	\$1,163,742.23	\$1,103,276.30	05-Dec-13	10-Aug-16	"Hambrick ES - ADA - Capital Renewal - Code Requirements: HVAC, Restroom, Water Piping, Lighting"
414-422	"Hawthorne ES - Capital Renewal - Code Requirements: HVAC, MEP, Water Piping"	Albanese	Construction	\$907,466.00	\$928,196.25	\$585,812.05	01-Jan-14	31-Aug-17	"Hawthorne ES - Capital Renewal - Code Requirements: HVAC, MEP, Water Piping"
415-422	"Henderson Mill ES - Capital Renewal - Code Requirements: HVAC, Kitchen Equipment"	Albanese	Construction-Procure	\$384,494.00	\$34,150.00	\$25,330.00	30-Mar-15	15-Mar-18	"Henderson Mill ES - Capital Renewal - Code Requirements: HVAC, Kitchen Equipment"
313-422	"Hightower ES - Capital Renewal: HVAC, MEP, Water Piping, Roofing"	Pergakis	Construction	\$2,128,573.56	\$426,148.50	\$72,797.50	01-Feb-14	06-Jul-17	"Hightower ES - Capital Renewal: HVAC, MEP, Water Piping, Roofing"
112-422	"Huntley Hills ES - ADA - Capital Renewal - Code Requirements: HVAC, MEP, Restroom, Roofing"	Pergakis	Construction	\$1,119,945.03	\$706,358.45	\$307,811.45	01-Feb-14	26-Jun-17	"Huntley Hills ES - ADA - Capital Renewal - Code Requirements: HVAC, MEP, Restroom, Roofing"
113-422	"Idlewood ES - ADA - Capital Renewal - Code Requirements: HVAC, MEP, Restroom, Roofing"	Atta	Construction	\$1,991,457.00	\$1,809,348.32	\$196,495.50	15-Jul-14	08-Dec-17	"Idlewood ES - ADA - Capital Renewal - Code Requirements: HVAC, MEP, Restroom, Roofing"



# E-SPLOST IV Program Information

Project Number	Project	PM	Phase	Current Budget	Current Commitment	Paid To Date	Start Date	Finish Date	E-SPLOST IV Scope Description
114-422	"Indian Creek ES - ADA - Capital Renewal - Code Requirements: HVAC,Restroom,Roofing"	Pergakis	Planning	\$2,241,969.30	\$613,845.64	\$580,716.64	05-Dec-13	08-Mar-18	"Indian Creek ES - ADA - Capital Renewal - Code Requirements: HVAC,Restroom,Roofing"
115-422	"Jolly ES - ADA - Capital Renewal - Code Requirements: HVAC,Restroom,Lighting,Water Piping"	Atta	Construction	\$993,934.00	\$562,004.90	\$357,488.99	01-Jan-14	03-Oct-17	"Jolly ES - ADA - Capital Renewal - Code Requirements: HVAC,Restroom,Lighting,Water Piping"
117-422	"Kingsley ES - ADA - Capital Renewal: HVAC,MEP,Restroom,Roof Complete"	Pergakis	Construction	\$1,472,355.00	\$1,404,406.53	\$1,098,249.03	01-Feb-14	07-Jul-17	"Kingsley ES - ADA - Capital Renewal: HVAC,MEP,Restroom,Roof Complete"
315-422	"Knollwood ES - Capital Renewal: HVAC,Kitchen Equipment SPLOST III Work Done"	Fernandez	Completed	\$121,887.08	\$121,887.08	\$121,887.08	01-Feb-14	31-Jul-14	"Knollwood ES - Capital Renewal: HVAC,Kitchen Equipment SPLOST III Work Done"
118-422	"Laurel Ridge ES - ADA - Capital Renewal - Code Requirements: HVAC,Restroom"	Albanese	Construction-Procure	\$283,485.00	\$30,550.00	\$20,590.00	08-Apr-15	15-Mar-18	"Laurel Ridge ES - ADA - Capital Renewal - Code Requirements: HVAC,Restroom"
119-422	"Lithonia MS - ADA - Capital Renewal: Roofing,Restroom"	Minich	Construction-Procure	\$238,623.00	\$23,210.00	\$17,510.00	02-Apr-15	15-Mar-18	"Lithonia MS - ADA - Capital Renewal: Roofing,Restroom"
418-422	"Livsey ES - Capital Renewal - Code Requirements: Roofing,HVAC"	Albanese	Construction-Procure	\$915,948.28	\$32,508.10	\$24,232.10	30-Mar-15	15-Mar-18	"Livsey ES - Capital Renewal - Code Requirements: Roofing,HVAC"
317-422	"Marbut ES - Capital Renewal: HVAC,Roofing,Electrical"	Albanese	Construction	\$1,141,893.98	\$56,420.00	\$305,457.40	01-Feb-14	17-Aug-17	"Marbut ES - Capital Renewal: HVAC,Roofing,Electrical"
120-422	"Meadowview ES - ADA - Capital Renewal: HVAC,Roofing,Restroom"	Channer	Planning	\$504,164.00	\$40,906.20	\$27,466.20	01-Feb-14	22-Mar-18	"Meadowview ES - ADA - Capital Renewal: HVAC,Roofing,Restroom"
121-422	"Midvale ES - ADA - Capital Renewal: HVAC,Kitchen Equipment,Roofing,Restroom"	Albanese	Closeout	\$598,624.00	\$409,812.55	\$412,539.51	01-Feb-14	29-Jul-16	"Midvale ES - ADA - Capital Renewal: HVAC,Kitchen Equipment,Roofing,Restroom"
320-422	"Midway ES - Capital Renewal: HVAC,Plumbing,Water Piping"	Channer	Construction	\$575,744.00	\$526,250.00	\$95,930.50	01-Feb-14	17-Aug-17	"Midway ES - Capital Renewal: HVAC,Plumbing,Water Piping"
122-422	"Miller Grove MS - ADA - Capital Renewal: HVAC,MEP,Restroom,Roofing,Kitchen Equipment"	Channer	Construction	\$10,418,527.28	\$7,713,470.65	\$5,023,750.20	05-Dec-13	03-Jan-18	"Miller Grove MS - ADA - Capital Renewal: HVAC,MEP,Restroom,Roofing,Kitchen Equipment"
421-422	"Montclair ES - Capital Renewal - Code Requirements: HVAC,Water Piping Electrical"	Pergakis	Construction	\$668,049.00	\$739,680.30	\$191,724.30	01-Feb-14	26-Jun-17	"Montclair ES - Capital Renewal - Code Requirements: HVAC,Water Piping Electrical"
123-422	"Montgomery ES - ADA - Capital Renewal: HVAC,Roofing,Restroom"	Fernandez	Construction	\$1,598,413.43	\$1,559,211.95	\$711,782.00	15-Nov-13	21-Aug-17	"Montgomery ES - ADA - Capital Renewal: HVAC,Roofing,Restroom"
124-422	"Murphey Candler ES - ADA - Capital Renewal: HVAC,MEP,Restroom,Water Piping"	Minich	Construction-Procure	\$366,100.00	\$32,820.00	\$24,120.00	02-Apr-15	15-Mar-18	"Murphey Candler ES - ADA - Capital Renewal: HVAC,MEP,Restroom,Water Piping"

## E-SPLOST IV Program Information

Project Number	Project	PM	Phase	Current Budget	Current Commitment	Paid To Date	Start Date	Finish Date	E-SPLOST IV Scope Description
423-422	"Oakcliff ES - Capital Renewal - Code Requirements: HVAC, Roofing, MEP"	Pergakis	Construction-Procure	\$1,100,170.42	\$93,569.00	\$47,247.00	03-Apr-15	15-Mar-18	"Oakcliff ES - Capital Renewal - Code Requirements: HVAC, Roofing, MEP"
425-422	"Rainbow ES - Capital Renewal - Code Requirements: HVAC, Roofing, Electrical, Water Piping"	Fernandez	Construction	\$2,655,575.74	\$116,272.29	\$66,185.04	15-Jul-14	24-Aug-17	"Rainbow ES - Capital Renewal - Code Requirements: HVAC, Roofing, Electrical, Water Piping"
126-422	"Redan ES - ADA - Capital Renewal: HVAC, Roofing, Restroom, Kitchen Equipment, Cooling Tower"	Fernandez	Construction	\$3,019,159.52	\$2,923,101.04	\$304,494.04	15-Jul-14	31-Aug-17	"Redan ES - ADA - Capital Renewal: HVAC, Roofing, Restroom, Kitchen Equipment, Cooling Tower"
322-422	"Robert Shaw ES - Capital Renewal: HVAC, MEP, Roofing"	Atta	Construction	\$2,853,070.02	\$2,691,898.00	\$1,111,823.90	15-Jul-14	28-Nov-17	"Robert Shaw ES - Capital Renewal: HVAC, MEP, Roofing"
323-422	"Rock Chapel ES - Capital Renewal: HVAC, Roofing, Water Piping, Electrical"	Atta	Construction	\$1,053,757.08	\$720,640.00	\$163,656.26	01-Jan-14	03-Oct-17	"Rock Chapel ES - Capital Renewal: HVAC, Roofing, Water Piping, Electrical"
127-422	"Rowland ES - ADA - Capital Renewal: HVAC, Restroom"	Atta	Construction-Procure	\$174,883.00	\$14,000.00	\$10,860.00	02-Apr-15	31-Aug-17	"Rowland ES - ADA - Capital Renewal: HVAC, Restroom"
128-422	"Sagamore Hills ES - ADA - Capital Renewal: HVAC, Restroom, Water Piping, Electrical"	Atta	Construction	\$1,345,949.00	\$1,261,323.50	\$658,941.70	15-Jul-14	28-Nov-17	"Sagamore Hills ES - ADA - Capital Renewal: HVAC, Restroom, Water Piping, Electrical"
426-422	"Shadow Rock ES - Capital Renewal - Code Requirements: HVAC, Roofing"	Atta	Construction	\$1,346,432.64	\$1,133,693.40	\$206,716.52	01-Jan-14	04-Oct-17	"Shadow Rock ES - Capital Renewal - Code Requirements: HVAC, Roofing"
330-422	"Stone Mountain ES - Capital Renewal: HVAC, Roofing"	Pergakis	Closeout	\$1,271,752.24	\$1,159,825.16	\$1,073,310.16	05-Dec-13	30-Nov-16	"Stone Mountain ES - Capital Renewal: HVAC, Roofing"
331-422	"Stone Mountain HS - Capital Renewal: New Emergency Utility Shutoffs, Water Piping (Included in 515)"	Fernandez	Ongoing	\$0.00	\$0.00		01-Aug-12	09-Oct-14	"Stone Mountain HS - Capital Renewal: New Emergency Utility Shutoffs, Water Piping (Included in 515)"
131-422	"Stoneview ES - ADA - Capital Renewal: HVAC, Restroom, Lighting, Electrical"	Albanese	Construction	\$1,064,001.00	\$984,675.00	\$62,999.50	01-Feb-14	25-Aug-17	"Stoneview ES - ADA - Capital Renewal: HVAC, Restroom, Lighting, Electrical"
132-422	"Toney ES - ADA - Capital Renewal: HVAC, Roofing, Restroom"	Channer	Construction	\$1,625,976.14	\$42,879.20	\$1,150,124.16	01-Feb-14	02-Aug-17	"Toney ES - ADA - Capital Renewal: HVAC, Roofing, Restroom"
134-422	"Woodward ES - ADA - Capital Renewal - Code Requirements: HVAC, Kitchen Equipment, Restroom, Roofing"	Pergakis	Closeout	\$455,493.00	\$244,659.55	\$154,937.59	28-Jan-14	02-Jun-17	"Woodward ES - ADA - Capital Renewal - Code Requirements: HVAC, Kitchen Equipment, Restroom, Roofing"
201-422	Adams Stadium - Stadiums: Survey	Pergakis	Ongoing	\$0.00	\$0.00		01-Sep-12	10-Sep-20	Adams Stadium - Stadiums: Survey
202-422	Adams Stadium - Stadiums: Turf/Track/Fence	Pergakis	Ongoing	\$0.00	\$0.00		05-Sep-12	09-Sep-20	Adams Stadium - Stadiums: Turf/Track/Fence

# E-SPLOST IV Program Information

Project Number	Project	PM	Phase	Current Budget	Current Commitment	Paid To Date	Start Date	Finish Date	E-SPLOST IV Scope Description
200-422	Adams Stadium Improvements	Pergakis	Completed	\$2,306,280.00	\$2,119,753.72	\$1,929,256.40	06-Feb-15	20-Jul-16	Adams Stadium Improvements
510-422	Arts School at former Avondale MS: Replacement (DESA)	Lemon	Design	\$9,377,167.00	\$590,609.31	\$176,408.31	15-Feb-14	05-Apr-19	Arts School at former Avondale MS: Replacement (DESA)
501-422	Austin ES Replacement	Atta	Construction-Procure	\$18,421,279.00	\$641,945.35	\$276,486.00	02-Apr-15	13-Feb-19	Austin ES Replacement
301-422	Avondale MS - Capital Renewal: New Emergency Utility Shutoffs	Albanese	Planning	\$29,003.00	\$1,950.00	\$1,365.01	01-Jan-14	04-Dec-17	Avondale MS - Capital Renewal: New Emergency Utility Shutoffs
204-422	Avondale Stadium - Stadiums: Survey	Pergakis	Ongoing	\$0.00	\$0.00		03-Sep-12	23-Mar-18	Avondale Stadium - Stadiums: Survey
205-422	Avondale Stadium - Stadiums: Turf/Track/Fence	Pergakis	Ongoing	\$0.00	\$0.00		04-Sep-12	23-Mar-18	Avondale Stadium - Stadiums: Turf/Track/Fence
203-422	Avondale Stadium Improvements	Pergakis	Construction	\$2,306,280.00	\$220.00	\$220.00	06-Feb-15	11-Aug-17	Avondale Stadium Improvements
504-422	Barack H. Obama Magnet School of Technology	Albanese	Closeout	\$23,030,768.00	\$22,188,557.72	\$21,649,409.77	25-Feb-13	20-Dec-16	Barack H. Obama Magnet School of Technology
303-422	Browns Mill ES - Capital Renewal: HVAC,Roofing	Fernandez	Construction	\$1,821,433.00	\$129,048.32	\$71,982.82	15-Jul-14	24-Aug-17	Browns Mill ES - Capital Renewal: HVAC,Roofing
104-422	Cedar Grove ES - ADA - Capital Renewal - Code Requirements	Atta	Construction-Procure	\$3,547,476.61	\$163,080.00	\$118,870.00	02-Apr-15	16-Jan-19	Cedar Grove ES - ADA - Capital Renewal - Code Requirements
404-422	Cedar Grove HS - Capital Renewal - Code Requirements: Water Piping	Atta	Construction-Procure	\$912,569.00	\$59,748.73	\$46,248.73	01-Jan-14	13-Dec-17	Cedar Grove HS - Capital Renewal - Code Requirements: Water Piping
900-422	Chamblee HS: Replacement	No-PM	Completed	\$54,992,632.00	\$0.00		01-Oct-12	31-Aug-16	Chamblee HS: Replacement
305-422	Chamblee MS - Capital Renewal: Electrical	Channer	Closeout	\$73,933.00	\$438.84	\$438.84	26-Jun-13	01-Jan-15	Chamblee MS - Capital Renewal: Electrical
105-422	Chapel Hill MS - ADA - Capital Renewal: Restroom,Lighting,Water Piping	Minich	Construction-Procure	\$158,240.00	\$16,210.00	\$12,610.00	02-Apr-15	15-Mar-18	Chapel Hill MS - ADA - Capital Renewal: Restroom,Lighting,Water Piping
406-422	Clarkston HS - Capital Renewal - Code Requirements: Roofing	Pergakis	Construction	\$1,090,024.16	\$1,044,570.00	\$330,323.56	15-Jul-14	25-Aug-17	Clarkston HS - Capital Renewal - Code Requirements: Roofing
407-422	Clifton ES - Capital Renewal - Code Requirements: Kitchen Equipment, HVAC SPLOST III Work Done	Fernandez	Completed	\$45,203.45	\$49,090.45	\$49,090.45	01-Nov-13	31-Jul-14	Clifton ES - Capital Renewal - Code Requirements: Kitchen Equipment, HVAC SPLOST III Work Done
309-422	Columbia MS - Capital Renewal: New Emergency Utility Shutoffs	Atta	Construction-Procure	\$35,934.00	\$2,900.00	\$2,030.00	02-Apr-15	28-Sep-17	Columbia MS - Capital Renewal: New Emergency Utility Shutoffs
511-422	Coralwood Diagnostic Center Addition	No-PM	Planning	\$9,804,210.00	\$0.00		15-Jun-17	08-Oct-19	Coralwood Diagnostic Center Addition
903-422	DCSD Staff 903-422	Wright	Ongoing	\$8,966,187.00	\$1,376,686.16	\$898,293.30			DCSD Staff 903-422
409-422	DeKalb HS of Technology South - Capital Renewal - Code Requirements: Lighting	Channer	Construction	\$519,698.00	\$545,400.00	\$66,340.80	01-Feb-14	04-Aug-17	DeKalb HS of Technology South - Capital Renewal - Code Requirements: Lighting

# E-SPLOST IV Program Information

Project Number	Project	PM	Phase	Current Budget	Current Commitment	Paid To Date	Start Date	Finish Date	E-SPLOST IV Scope Description
905-422	Demolition 905-422	Channer	Construction	\$4,412,309.00	\$2,984,356.80	\$2,847,053.60			Demolition 905-422
311-422	Doraville Driver's ED - Capital Renewal: Roofing	Pergakis	Construction-Procure	\$85,175.00	\$48,227.60	\$19,759.32	28-Jan-14	03-Oct-17	Doraville Driver's ED - Capital Renewal: Roofing
427-422	Druid Hills MS - Code Requirements: Replace Grease Trap (Shamrock)	Albanese	Closeout	\$41,570.00	\$38,474.00	\$38,474.00	01-Jan-14	12-Aug-16	Druid Hills MS - Code Requirements: Replace Grease Trap (Shamrock)
107-422	Dunaire ES - ADA - Capital Renewal - Code Requirements	Albanese	Closeout	\$376,363.50	\$376,363.50	\$376,363.50	01-Feb-14	06-Jul-16	Dunaire ES - ADA - Capital Renewal - Code Requirements
338-422	Dunwoody HS Hardware and Doors	Channer	Completed	\$437,629.24	\$437,629.24	\$437,629.24	06-Feb-13	27-Oct-14	Dunwoody HS Hardware and Doors
502-422	Early Learning Center 502-422	No-PM	Planning	\$2,682,284.00	\$0.00				Early Learning Center 502-422
411-422	East Campus - Code Requirements (Grease Trap)	Pergakis	Closeout	\$99,461.00	\$85,069.00	\$84,889.00	15-Jul-14	20-Dec-16	East Campus - Code Requirements (Grease Trap)
108-422	Eldridge Miller ES - ADA - Capital Renewal - Code Requirements: HVAC, Restroom, Water Piping	Atta	Construction	\$598,805.00	\$517,449.31	\$38,245.46	01-Jan-14	03-Oct-17	Eldridge Miller ES - ADA - Capital Renewal - Code Requirements: HVAC, Restroom, Water Piping
516-422	Elementary School Prototype Development (Two Schools)	No-PM	Ongoing	\$793,000.00	\$225,425.00	\$225,425.00			Elementary School Prototype Development (Two Schools)
500-422	Elementary School Prototype Development 500-422	Albanese	Closeout	\$769,000.00	\$749,794.90	\$749,794.90			Elementary School Prototype Development 500-422
398-422	Engineering Studies - Capital Renewal - 398-422	Wright	Planning	\$996,406.00	\$0.00				Engineering Studies - Capital Renewal - 398-422
517-422	Feasibility Study	No-PM	Ongoing	\$500,000.00	\$0.00				Feasibility Study
503-422	Fernbank ES Replacement	Albanese	Closeout	\$23,132,889.00	\$23,547,675.75	\$23,547,675.75	01-Feb-13	30-Nov-15	Fernbank ES Replacement
801-422	Fire/Sprinkler/Life Safety Improvements	No-PM	Ongoing	\$7,678,000.00	\$16,475.00	\$16,475.00			Fire/Sprinkler/Life Safety Improvements
413-422	Flat Rock ES - Capital Renewal - Code Requirements: MEP	Albanese	Construction	\$912,645.00	\$57,050.00	\$45,650.00	01-Feb-14	16-Aug-17	Flat Rock ES - Capital Renewal - Code Requirements: MEP
312-422	Freedom MS - Capital Renewal: New Emergency Utility Shutoffs	Atta	Planning	\$131,271.00	\$11,118.80	\$11,118.80	01-Jan-14	31-Aug-18	Freedom MS - Capital Renewal: New Emergency Utility Shutoffs
902-422	General Services 902-422	Wright	Ongoing	\$792,200.00	\$566,246.21	\$566,246.21			General Services 902-422
207-422	Hallford Stadium - Stadiums: Turf/Track/Fence	Pergakis	Ongoing	\$0.00	\$0.00		01-Aug-12	13-Apr-15	Hallford Stadium - Stadiums: Turf/Track/Fence
206-422	Hallford Stadium Improvements	Pergakis	Completed	\$2,318,189.00	\$2,060,746.00	\$2,027,516.50	06-Feb-15	19-Aug-16	Hallford Stadium Improvements
416-422	Henderson MS - Capital Renewal - Code Requirements: Roofing	Albanese	Ongoing	\$0.00	\$0.00		06-Sep-12	10-Jun-20	Henderson MS - Capital Renewal - Code Requirements: Roofing
512-422	Henderson MS Renovation/Addition	Albanese	Construction	\$19,270,623.91	\$18,217,305.75	\$16,531,497.94	16-Jan-13	01-Aug-17	Henderson MS Renovation/Addition (Includes 416-422)

# E-SPLOST IV Program Information

Project Number	Project	PM	Phase	Current Budget	Current Commitment	Paid To Date	Start Date	Finish Date	E-SPLOST IV Scope Description
	(Includes 416-422)								
314-422	International Student Center - Capital Renewal: Roofing	Pergakis	Planning	\$659,467.02	\$211,283.77	\$60,459.50	28-Jan-14	14-Feb-18	International Student Center - Capital Renewal: Roofing
116-422	Kelley Lake ES - ADA - Capital Renewal - Code Requirements	Atta	Construction	\$3,993,612.12	\$3,780,336.40	\$1,267,701.40	01-Jan-14	12-Jan-18	Kelley Lake ES - ADA - Capital Renewal - Code Requirements
417-422	Kittredge ES - Capital Renewal - Code Requirements: HVAC	Pergakis	Closeout	\$160,074.00	\$191,752.90	\$74,779.90	28-Jan-14	02-Mar-17	Kittredge ES - Capital Renewal - Code Requirements: HVAC
518-422	Land Purchase	No-PM	Ongoing	\$3,999,460.00	\$139,750.00	\$139,750.00			Land Purchase
316-422	M.L. King, Jr., HS - Capital Renewal: HVAC,Roofing	Atta	Planning	\$3,048,321.66	\$51,343.81	\$51,343.81	04-Mar-15	06-Nov-17	M.L. King, Jr., HS - Capital Renewal: HVAC,Roofing
419-422	Margaret Harris Comprehensive School - Code Requirements: Replace Grease Trap	Pergakis	Construction-Procure	\$29,618.00	\$23,705.00	\$10,480.00	03-Apr-15	15-Mar-18	Margaret Harris Comprehensive School - Code Requirements: Replace Grease Trap
800-422	Master - Local School Priority Request (LSPR) 800-422	Wright	Ongoing	\$3,202,479.00	\$2,902,294.25	\$2,902,294.25			Master - Local School Priority Request (LSPR) 800-422
420-422	McLendon ES - Capital Renewal - Code Requirements: HVAC	Albanese	Construction-Procure	\$160,074.00	\$16,850.00	\$13,130.00	08-Apr-15	15-Mar-18	McLendon ES - Capital Renewal - Code Requirements: HVAC
318-422	McNair HS Capital Renewal	Atta	Construction-Procure	\$462,463.00	\$40,760.00	\$29,660.00	02-Apr-15	28-Sep-17	McNair HS Capital Renewal
505-422	McNair MS Replacement	Fernandez	Design	\$37,292,213.00	\$1,739,110.91	\$376,740.91	16-Nov-15	11-Mar-19	McNair MS Replacement
319-422	Medlock ES - Capital Renewal: Plumbing	No-PM	Planning	\$103,440.00	\$0.00		16-Jan-14	27-Jun-17	Medlock ES - Capital Renewal: Plumbing
136-422	Modular Buildings & Parking Improvements	No-PM	Ongoing	\$2,681,000.00	\$1,934,688.00	\$1,934,688.00			Modular Buildings & Parking Improvements
001-422	Montgomery ES (Associated With Project 421-138)	Fernandez	Completed	\$2,122,700.55	\$2,190,265.02	\$2,121,265.02	05-Apr-13	01-Aug-14	Montgomery ES (Associated With Project 421-138)
321-422	Narvie Harris ES - Capital Renewal: Roofing	Minich	Construction-Procure	\$806,189.44	\$22,000.00	\$15,400.00	02-Apr-15	15-Mar-18	Narvie Harris ES - Capital Renewal: Roofing
209-422	North DeKalb Stadium - Stadiums: Survey	Pergakis	Ongoing	\$0.00	\$0.00		01-Jan-09	02-Sep-21	North DeKalb Stadium - Stadiums: Survey
210-422	North DeKalb Stadium - Stadiums: Turf/Track/Fence	Pergakis	Ongoing	\$0.00	\$0.00		01-Dec-10	13-Aug-21	North DeKalb Stadium - Stadiums: Turf/Track/Fence
208-422	North DeKalb Stadium Improvements	Pergakis	Construction	\$2,306,280.00	\$1,999,345.00	\$153,188.50	06-Feb-15	17-Aug-17	North DeKalb Stadium Improvements
422-422	Oak Grove ES - Capital Renewal - Code Requirements	Albanese	Construction	\$1,283,559.48	\$756,127.43	\$239,567.78	01-Feb-14	15-Aug-17	Oak Grove ES - Capital Renewal - Code Requirements
125-422	Panola Way ES - ADA - Capital Renewal - Code Requirements	Fernandez	Construction	\$2,975,534.00	\$199,434.15	\$112,675.35	15-Jul-14	24-Aug-17	Panola Way ES - ADA - Capital Renewal - Code Requirements



# E-SPLOST IV Program Information

Project Number	Project	PM	Phase	Current Budget	Current Commitment	Paid To Date	Start Date	Finish Date	E-SPLOST IV Scope Description
212-422	Panthersville Stadium - Stadiums: Survey	Pergakis	Ongoing	\$0.00	\$0.00		01-Sep-12	29-Dec-18	Panthersville Stadium - Stadiums: Survey
213-422	Panthersville Stadium - Stadiums: Turf/Track/Fence	Pergakis	Ongoing	\$0.00	\$0.00		01-Sep-12	29-Dec-18	Panthersville Stadium - Stadiums: Turf/Track/Fence
506-422	Peachcrest ES Replacement	Atta	Completed	\$20,942,517.97	\$21,664,805.42	\$21,353,384.42	25-Feb-13	31-Jul-15	Peachcrest ES Replacement
424-422	Pine Ridge ES - Capital Renewal - Code Requirements: HVAC,Roofing,Lighting	Fernandez	Construction	\$2,084,983.00	\$1,674,818.30	\$252,825.57	15-Jul-14	31-Aug-17	Pine Ridge ES - Capital Renewal - Code Requirements: HVAC,Roofing,Lighting
507-422	Pleasantdale ES Replacement	Fernandez	Construction-Procure	\$20,421,279.00	\$629,090.35	\$261,440.35	30-Apr-15	08-Jan-19	Pleasantdale ES Replacement
904-422	Program Consultants 904-422	Wright	Ongoing	\$15,000,000.00	\$14,574,109.09	\$12,894,571.22			Program Consultants 904-422
999-422	Program Contingency 999-422	Wright	Ongoing	\$10,240,737.50	\$0.00				Program Contingency 999-422
630-422	Radio Communications - FCC Compliance & GPS Equipment 630-422	Wright	Closeout	\$1,580,752.00	\$1,580,681.11	\$1,580,681.11			Radio Communications - FCC Compliance & GPS Equipment 630-422
513-422	Redan HS Renovation/Addition	Fernandez	Closeout	\$21,018,330.00	\$19,839,169.75	\$19,832,743.28	26-Mar-13	01-Feb-17	Redan HS Renovation/Addition
399-422	Remediation Funds For Issues Identified In Engineering Studies - Capital Renewal - 399-422	Wright	Ongoing	\$4,137,760.00	\$0.00				Remediation Funds For Issues Identified In Engineering Studies - Capital Renewal - 399-422
299-422	Reserve funds for repairs at stadiums as identified by the studies - Stadiums	Pergakis	Planning	(\$1,129,906.72)	\$263,510.59	\$263,510.59			Reserve funds for repairs at stadiums as identified by the studies - Stadiums
508-422	Rockbridge ES Replacement	Lemon	Construction	\$21,341,279.00	\$19,097,097.75	\$12,335,593.25	02-Apr-15	12-Dec-17	Rockbridge ES Replacement
600-422	Safety/Security Systems Upgrade - FY2013 600-422	Wright	Ongoing	\$1,375,471.00	\$1,375,470.82	\$1,375,470.82			Safety/Security Systems Upgrade - FY2013 600-422
610-422	Safety/Security Systems Upgrade - FY2014 610-422	Wright	Ongoing	\$936,842.00	\$917,248.42	\$917,248.42			Safety/Security Systems Upgrade - FY2014 610-422
324-422	Salem MS - Capital Renewal: Roofing	Albanese	Construction	\$1,169,276.42	\$659,587.00	\$266,927.59	01-Feb-14	12-Sep-17	Salem MS - Capital Renewal: Roofing
325-422	Sam Moss Service Center - Capital Renewal: Roofing	Albanese	Closeout	\$668,889.86	\$668,435.80	\$666,756.18	01-Jan-14	01-Mar-16	Sam Moss Service Center - Capital Renewal: Roofing
640-422	School Buses 640-422	Wright	Ongoing	\$11,219,567.00	\$11,755,568.00	\$11,755,568.00			School Buses 640-422
129-422	Sequoyah MS - ADA - Code Requirements: Restroom	Pergakis	Closeout	\$529,593.00	\$273,282.00	\$35,188.00	28-Jan-14	04-Jan-17	Sequoyah MS - ADA - Code Requirements: Restroom
620-422	Service Vehicles 620-422	Wright	Closeout	\$2,255,311.00	\$2,252,530.33	\$2,252,530.33			Service Vehicles 620-422
509-422	Smoke Rise ES Replacement	Channer	Design	\$18,421,279.00	\$955,838.65	\$381,794.40	30-Apr-15	22-Jun-20	Smoke Rise ES Replacement
428-422	Snapfinger ES - Capital Renewal - Code Requirements: HVAC	Atta	Construction-Procure	\$160,074.00	\$14,760.00	\$12,220.00	02-Apr-15	28-Sep-17	Snapfinger ES - Capital Renewal - Code Requirements: HVAC

# E-SPLOST IV Program Information

Project Number	Project	PM	Phase	Current Budget	Current Commitment	Paid To Date	Start Date	Finish Date	E-SPLOST IV Scope Description
326-422	South Campus Facilities - Capital Renewal: Roofing	Atta	Closeout	\$0.00	\$0.00		01-Sep-12	29-Dec-18	South Campus Facilities - Capital Renewal: Roofing
327-422	Southwest DeKalb HS - Capital Renewal: Plumbing	Fernandez	Closeout	\$348,564.00	\$15,910.00	\$15,910.00	01-Apr-13	10-Aug-15	Southwest DeKalb HS - Capital Renewal: Plumbing
328-422	Southwest DeKalb HS - Capital Renewal: Roofing	Fernandez	Closeout	\$342,477.00	\$342,477.00	\$342,477.00	15-Nov-12	08-Aug-14	Southwest DeKalb HS - Capital Renewal: Roofing
002-422	Southwest DeKalb HS Addition	Fernandez	Design	\$21,822,452.00	\$18,630,750.38	\$18,596,722.44	15-Nov-12	08-Aug-14	Southwest DeKalb HS Addition
514-422	Southwest DeKalb HS Renovations	Fernandez	Closeout	\$3,344,597.00	\$3,430,881.86	\$3,154,016.32	27-Jun-13	18-Sep-14	Southwest DeKalb HS Renovations
901-422	SPLOST Audit 901-422	Wright	Ongoing	\$100,000.00	\$67,500.00	\$67,500.00			SPLOST Audit 901-422
329-422	Stephenson HS - Capital Renewal: Roofing	Atta	Construction	\$2,922,324.00	\$2,426,040.00	\$306,653.42	01-Jan-14	03-Oct-17	Stephenson HS - Capital Renewal: Roofing
130-422	Stone Mill ES - ADA - Capital Renewal - Code Requirements: HVAC, Roofing, Restroom, Electrical	Pergakis	Closeout	\$1,168,300.60	\$1,146,166.00	\$1,018,939.59	05-Dec-13	30-Aug-16	Stone Mill ES - ADA - Capital Renewal - Code Requirements: HVAC, Roofing, Restroom, Electrical
429-422	Stone Mountain HS - Capital Renewal - Code Requirements (Included in 515-422)	Fernandez	Ongoing	\$0.00	\$0.00		04-Aug-12	16-Apr-15	Stone Mountain HS - Capital Renewal - Code Requirements (Included in 515-422)
515-422	Stone Mountain HS Renovations	Fernandez	Construction	\$8,655,205.00	\$7,406,890.42	\$1,316,187.70	03-Mar-14	30-Mar-18	Stone Mountain HS Renovations
332-422	Stone Mountain MS - Capital Renewal: New Emergency Utility Shutoffs	Pergakis	Completed	\$40,500.00	\$39,814.99	\$39,500.00	15-Jul-14	16-Jun-16	Stone Mountain MS - Capital Renewal: New Emergency Utility Shutoffs
700-422	Technology - Infrastructure Refresh - Digital Content Distribution 700-422	Wright	Ongoing	\$8,200,000.00	\$7,147,272.27	\$7,101,244.98			Technology - Infrastructure Refresh - Digital Content Distribution 700-422
720-422	Technology Bond Repayment 720-422	Wright	Ongoing	\$39,711,382.00	\$0.00				Technology Bond Repayment 720-422
710-422	Technology Equipment 710-422	Wright	Ongoing	\$26,052,207.00	\$25,023,164.46	\$25,023,164.46			Technology Equipment 710-422
137-422	Terry Mill	No-PM	Ongoing	\$270.00	\$270.00	\$270.00	01-Oct-12	31-Aug-17	Terry Mill
333-422	Towers HS - Capital Renewal (Roofing)	Channer	Completed	\$1,872,124.98	\$1,872,124.98	\$1,872,124.98	01-Jan-14	18-Oct-15	Towers HS - Capital Renewal (Roofing)
334-422	Towers HS Capital Renewal (Doors/Exteriors)	Channer	Construction	\$782,575.59	\$518,070.00	\$65,870.00	18-Feb-14	07-Aug-17	Towers HS Capital Renewal (Doors/Exteriors)
335-422	Tucker MS - Capital Renewal: New Emergency Utility Shutoffs	No-PM	Planning	\$7,768.00	\$0.00		04-Sep-12	18-Jun-20	Tucker MS - Capital Renewal: New Emergency Utility Shutoffs
133-422	Vanderlyn ES - ADA - Capital Renewal: HVAC, Kitchen Equipment, Restroom	Pergakis	Construction	\$454,812.00	\$411,601.00	\$303,699.03	28-Jan-14	30-Jun-17	Vanderlyn ES - ADA - Capital Renewal: HVAC, Kitchen Equipment, Restroom
336-422	Wadsworth ES - Capital Renewal:	Fernandez	Completed	\$105,774.00	\$90,719.57	\$90,719.57	21-Nov-13	31-Jul-14	Wadsworth ES - Capital Renewal: HVAC School Closing

## E-SPLOST IV Program Information

Project Number	Project	PM	Phase	Current Budget	Current Commitment	Paid To Date	Start Date	Finish Date	E-SPLOST IV Scope Description
	HVAC School Closing								
138-422	Warren Tech (Non-Construction)	No-PM	Ongoing	\$270.00	\$270.00	\$270.00	01-Oct-12	31-Dec-15	Warren Tech (Non-Construction)
003-422	Warren Tech Hvac 003-422 (Associated With 421-129)	Fernandez	Completed	\$1,545,114.00	\$1,846,755.00	\$1,545,114.00	19-Apr-14	04-Sep-15	Warren Tech Hvac 003-422 (Associated With 421-129)
135-422	Warren Tech School Improvements (Non-Construction)	No-PM	Ongoing	\$1,500,000.00	\$713,001.04	\$713,001.04	01-Oct-12	31-Aug-17	Warren Tech School Improvements (Non-Construction)
337-422	Warren Technical School - Capital Renewal: Roofing,Kitchen Equipment	Fernandez	Closeout	\$1,072,986.00	\$1,008,708.15	\$966,488.78	15-Nov-13	30-Nov-16	Warren Technical School - Capital Renewal: Roofing,Kitchen Equipment
211-422	William Buck Godfrey Stadium Improvements	Pergakis	Completed	\$2,306,280.00	\$2,252,451.56	\$2,035,058.11	06-Feb-15	20-Jul-16	William Buck Godfrey Stadium Improvements
430-422	Woodridge ES - Capital Renewal - Code Requirements: HVAC	Minich	Construction-Procure	\$135,392.00	\$13,820.00	\$10,820.00	02-Apr-15	15-Mar-18	Woodridge ES - Capital Renewal - Code Requirements: HVAC
<b>Overall - Total</b>				<b>\$618,978,745.00</b>	<b>\$313,450,936.45</b>	<b>\$259,097,529.79</b>			



E-SPLOST IV Funding Sources

PERIOD	MONTH ENDING	SALES TAX					BOND				GA DOE REIMBURSEMENT				Interest Earned	TOTAL FUNDING			
		Planned		Actually Received		Ratio (Total) Planned/Actual	Planned		Actual		Projected		Actual			Planned		Actual	
		Month	Cumulative	Month	Cumulative		Month	Cumulative	Month	Cumulative	Month	Cumulative	Month	Cumulative		Month	Cumulative	Month	Cumulative
Y1M1	Jul-12	\$8,500,087	\$8,500,087	\$8,500,087	\$8,500,087	100%	\$0	\$0	\$0	\$0	\$0	\$0	\$0	\$0	\$0	\$8,500,087	\$8,500,087	\$8,500,087	\$8,500,087
Y1M2	Aug-12	\$8,277,779	\$16,777,866	\$8,277,779	\$16,777,866	100%	\$0	\$0	\$0	\$0	\$0	\$0	\$0	\$0	\$17	\$8,277,779	\$16,777,866	\$8,277,796	\$16,777,883
Y1M3	Sep-12	\$8,359,402	\$25,137,268	\$8,359,402	\$25,137,268	100%	\$0	\$0	\$0	\$0	\$0	\$0	\$0	\$0	\$26	\$8,359,402	\$25,137,268	\$8,359,428	\$25,137,310
Y1M4	Oct-12	\$8,114,949	\$33,252,217	\$8,114,949	\$33,252,217	100%	\$0	\$0	\$0	\$0	\$0	\$0	\$0	\$0	\$71	\$8,114,949	\$33,252,217	\$8,115,020	\$33,252,330
Y1M5	Nov-12	\$7,738,672	\$40,990,888	\$7,738,672	\$40,990,888	100%	\$0	\$0	\$0	\$0	\$0	\$0	\$0	\$0	\$103	\$7,738,672	\$40,990,888	\$7,738,775	\$40,991,105
Y1M6	Dec-12	\$10,095,307	\$51,086,195	\$10,095,307	\$51,086,195	100%	\$0	\$0	\$0	\$0	\$0	\$0	\$0	\$0	\$483,664	\$10,095,307	\$51,086,195	\$10,578,971	\$51,570,076
Y1M7	Jan-13	\$7,547,557	\$58,633,752	\$7,547,557	\$58,633,752	100%	\$38,000,000	\$38,000,000	\$38,000,000	\$38,000,000	\$0	\$0	\$0	\$0	\$180	\$45,547,557	\$96,633,752	\$45,547,737	\$97,117,814
Y1M8	Feb-13	\$8,408,066	\$67,041,818	\$8,408,066	\$67,041,818	100%	\$0	\$38,000,000	\$0	\$38,000,000	\$0	\$0	\$0	\$0	\$1,480	\$8,408,066	\$105,041,818	\$8,409,546	\$105,527,360
Y1M9	Mar-13	\$8,370,062	\$75,411,880	\$8,370,062	\$75,411,880	100%	\$0	\$38,000,000	\$0	\$38,000,000	\$0	\$0	\$0	\$0	\$973	\$8,370,062	\$113,411,880	\$8,371,035	\$113,898,395
Y1M10	Apr-13	\$7,698,759	\$83,110,639	\$7,698,759	\$83,110,639	100%	\$0	\$38,000,000	\$0	\$38,000,000	\$0	\$0	\$0	\$0	\$1,056	\$7,698,759	\$121,110,639	\$7,699,815	\$121,598,210
Y1M11	May-13	\$7,857,346	\$90,967,985	\$7,857,346	\$90,967,985	100%	\$0	\$38,000,000	\$0	\$38,000,000	\$0	\$0	\$0	\$0	\$1,169	\$7,857,346	\$128,967,985	\$7,858,515	\$129,456,725
Y1M12	Jun-13	\$7,962,481	\$98,930,466	\$7,962,481	\$98,930,466	100%	\$0	\$38,000,000	\$0	\$38,000,000	\$0	\$0	\$0	\$0	\$0	\$7,962,481	\$136,930,466	\$7,962,481	\$137,419,206
Y3M3	Sep-14	\$8,438,759	\$223,309,605	\$8,438,759	\$223,310,440	100%	\$0	\$38,000,000	\$0	\$38,000,000	\$0	\$0	\$0	\$0	\$961	\$8,438,759	\$261,309,605	\$8,439,720	\$261,818,163
Y3M4	Oct-14	\$8,105,129	\$231,414,735	\$8,105,129	\$231,415,569	100%	\$0	\$38,000,000	\$0	\$38,000,000	\$0	\$0	\$0	\$0	\$992	\$8,105,129	\$269,414,735	\$8,106,122	\$269,924,285
Y3M5	Nov-14	\$8,594,119	\$240,008,854	\$8,593,919	\$240,009,488	100%	\$0	\$38,000,000	\$0	\$38,000,000	\$1,907,217	\$1,907,217	\$1,907,217	\$1,907,217	\$985	\$10,501,336	\$279,916,071	\$10,502,121	\$280,426,406
Y3M6	Dec-14	\$10,181,854	\$250,190,708	\$10,181,854	\$250,191,342	100%	\$0	\$38,000,000	\$0	\$38,000,000	\$2,734,362	\$4,641,579	\$2,734,362	\$4,641,579	\$1,439	\$12,916,216	\$292,832,287	\$12,917,655	\$293,344,061
Y3M7	Jan-15	\$7,547,557	\$257,738,265	\$8,146,883	\$258,338,226	100%	\$0	\$38,000,000	\$0	\$38,000,000	\$2,848,995	\$7,490,574	\$2,848,995	\$7,490,574	\$1,043	\$10,396,552	\$303,228,839	\$10,996,922	\$304,340,983
Y3M8	Feb-15	\$7,992,681	\$265,730,946	\$8,330,889	\$266,669,115	100%	\$0	\$38,000,000	\$0	\$38,000,000	\$2,138,222	\$9,628,796	\$2,138,222	\$9,628,796	\$965	\$10,130,902	\$313,359,742	\$10,470,076	\$314,811,059
Y3M9	Mar-15	\$8,223,949	\$273,954,895	\$8,376,183	\$275,045,298	100%	\$0	\$38,000,000	\$0	\$38,000,000	\$1,038,242	\$10,667,037	\$0	\$9,628,796	\$1,068	\$9,262,191	\$322,621,932	\$8,377,251	\$323,188,310
Y3M10	Apr-15	\$7,698,759	\$281,653,654	\$8,454,802	\$283,500,101	101%	\$0	\$38,000,000	\$0	\$38,000,000	\$2,929,901	\$13,596,938	\$2,929,901	\$12,558,697	\$1,058	\$10,628,660	\$333,250,592	\$11,385,761	\$334,574,071
Y3M11	May-15	\$7,857,346	\$289,511,000	\$8,592,475	\$292,092,575	101%	\$0	\$38,000,000	\$0	\$38,000,000	\$0	\$13,596,938	\$0	\$12,558,697	\$2,209	\$7,857,346	\$341,107,938	\$8,594,683	\$343,168,755
Y3M12	Jun-15	\$7,962,481	\$297,473,480	\$8,731,943	\$300,824,518	101%	\$0	\$38,000,000	\$0	\$38,000,000	\$1,069,797	\$14,666,735	\$1,069,797	\$13,628,494	\$0	\$9,032,278	\$350,140,216	\$9,801,740	\$352,970,495
Y4M1	Jul-15	\$7,841,876	\$305,315,356	\$8,683,681	\$309,508,199	101%	\$0	\$38,000,000	\$0	\$38,000,000	\$236,330	\$14,903,065	\$236,330	\$13,864,823	\$1,143	\$8,078,206	\$358,218,421	\$8,921,153	\$361,891,648
Y4M2	Aug-15	\$8,189,604	\$313,504,960	\$8,842,983	\$318,351,182	102%	\$0	\$38,000,000	\$0	\$38,000,000	\$1,860	\$14,904,925	\$1,860	\$13,866,683	\$1,156	\$8,191,464	\$366,409,885	\$8,845,998	\$370,737,646
Y4M3	Sep-15	\$8,045,489	\$321,550,449	\$8,495,523	\$326,846,704	102%	\$0	\$38,000,000	\$0	\$38,000,000	\$0	\$14,904,925	\$0	\$13,866,683	\$1,122	\$8,045,489	\$374,455,374	\$8,496,644	\$379,234,290
Y4M4	Oct-15	\$7,877,270	\$329,427,719	\$7,381,598	\$334,228,303	101%	\$0	\$38,000,000	\$0	\$38,000,000	\$1,135,319	\$16,040,243	\$1,118,677	\$14,985,360	\$1,165	\$9,012,588	\$383,467,962	\$8,501,441	\$387,735,731
Y4M5	Nov-15	\$7,738,672	\$337,166,390	\$8,544,440	\$342,772,743	102%	\$0	\$38,000,000	\$0	\$38,000,000	\$1,135,319	\$17,175,562	\$0	\$14,985,360	\$1,142	\$8,873,990	\$392,341,953	\$8,545,582	\$396,281,313
Y4M6	Dec-15	\$9,970,481	\$347,136,871	\$10,154,175	\$352,926,918	102%	\$0	\$38,000,000	\$0	\$38,000,000	\$1,135,319	\$18,310,881	\$282,137	\$15,267,497	\$15,298	\$11,105,799	\$403,447,752	\$10,451,609	\$406,732,923
Y4M7	Jan-16	\$7,547,557	\$354,684,428	\$7,843,974	\$360,770,892	102%	\$0	\$38,000,000	\$0	\$38,000,000	\$1,135,319	\$19,446,200	\$1,331,664	\$16,599,162	\$33,086	\$8,682,876	\$412,130,628	\$9,208,725	\$415,941,647
Y4M8	Feb-16	\$7,992,681	\$362,677,109	\$8,072,454	\$368,843,345	102%	\$0	\$38,000,000	\$0	\$38,000,000	\$1,135,319	\$20,581,518	\$650,057	\$17,249,219	\$39,563	\$9,127,999	\$421,258,627	\$8,762,074	\$424,703,721
Y4M9	Mar-16	\$8,223,949	\$370,901,058	\$9,060,905	\$377,904,251	102%	\$0	\$38,000,000	\$0	\$38,000,000	\$1,135,319	\$21,716,837	\$1,438,114	\$18,687,332	\$42,411	\$9,359,268	\$430,617,895	\$10,541,430	\$435,245,151
Y4M10	Apr-16	\$7,698,759	\$378,599,817	\$8,312,868	\$386,217,118	102%	\$0	\$38,000,000	\$0	\$38,000,000	\$1,135,319	\$22,852,156	\$0	\$18,687,332	\$42,533	\$8,834,078	\$439,451,973	\$8,355,400	\$443,600,552
Y4M11	May-16	\$7,857,346	\$386,457,162	\$8,537,428	\$394,754,546	102%	\$0	\$38,000,000	\$0	\$38,000,000	\$1,135,319	\$23,987,475	\$0	\$18,687,332	\$95,185	\$8,992,664	\$448,444,637	\$8,632,613	\$452,233,165
Y4M12	Jun-16	\$7,962,481	\$394,419,643	\$8,747,157	\$403,501,703	102%	\$0	\$38,000,000	\$0	\$38,000,000	\$1,135,319	\$25,122,794	\$2,160,760	\$20,848,092	\$0	\$9,097,800	\$457,542,437	\$10,907,917	\$463,141,081
Y5M1	Jul-16	\$7,841,876	\$402,261,519	\$8,695,390	\$412,197,093	102%	\$0	\$38,000,000	\$0	\$38,000,000	\$1,135,319	\$26,258,112	\$2,240,959	\$23,089,051	\$50,020	\$8,977,195	\$466,519,632	\$10,986,369	\$474,127,451
Y5M2	Aug-16	\$8,189,604	\$410,451,123	\$8,834,798	\$421,031,891	103%	\$0	\$38,000,000	\$0	\$38,000,000	\$1,135,319	\$27,393,431	\$0	\$23,089,051	\$47,088	\$9,324,922	\$475,844,554	\$8,881,886	\$483,009,337
Y5M3	Sep-16	\$8,045,489	\$418,496,612	\$8,923,847	\$429,955,738	103%	\$0	\$38,000,000	\$0	\$38,000,000	\$1,135,319	\$28,528,750	\$0	\$23,089,051	\$42,768	\$9,180,808	\$485,025,362	\$8,966,615	\$491,975,952
Y5M4	Oct-16	\$7,877,270	\$426,373,882	\$8,636,628	\$438,592,367	103%	\$0	\$38,000,000	\$0	\$38,000,000	\$1,135,319	\$29,664,069	\$0	\$23,089,051	\$6,551	\$9,012,588	\$494,037,950	\$8,643,180	\$500,619,131
Y5M5	Nov-16	\$7,738,672	\$434,112,553	\$8,568,317	\$447,160,684	103%	\$0	\$38,000,000	\$0	\$38,000,000	\$1,135,319	\$30,799,387	\$0	\$23,089,051	\$1,281	\$8,873,990	\$502,911,941	\$8,569,599	\$509,188,730
Y5M6	Dec-16	\$9,970,481	\$444,083,034	\$10,460,392	\$457,621,076	103%	\$0	\$38,000,000	\$0	\$38,000,000	\$1,135,319	\$31,934,706	\$0	\$23,089,051	\$1,411	\$11,105,799	\$514,017,740	\$10,461,803	\$519,650,534
Y5M7	Jan-17	\$7,547,557	\$451,630,591	\$8,160,249	\$465,781,325	103%	\$0	\$38,000,000	\$0	\$38,000,000	\$1,135,319	\$33,070,025	\$0	\$23,089,051	\$6,350	\$8,682,876	\$522,700,616	\$8,166,599	\$527,817,132
Y5M8	Feb-17	\$7,992,681	\$459,623,272	\$8,126,706	\$473,908,031	103%	\$0	\$38,000,000	\$0	\$38,000,000	\$1,135,319	\$34,205,344	\$0	\$23,089,051	\$6,612	\$9,127,999	\$531,828,615	\$8,133,318	\$535,950,451
Y5M9	Mar-17	\$8,223,949	\$467,847,221	\$8,841,264	\$482,749,295	103%	\$0	\$38,000,000	\$0	\$38,000,000	\$1,135,319	\$35,340,663	\$0	\$23,089,051	\$24,994	\$9,359,268	\$541,187,883	\$8,866,258	\$544,816,708
Y5M10	Apr-17	\$7,698,759	\$475,545,980	\$8,512,329	\$491,261,624	103%	\$0	\$38,000,000	\$0	\$38,000,000	\$1,135,319	\$36,475,981	\$0	\$23,089,051	\$48,319	\$8,834,078	\$550,021,961	\$8,560,647	\$553,377,355
Y5M11	May-17	\$7,857,346	\$483,403,325	\$8,898,215	\$500,159,839	103%	\$0	\$38,000,000	\$0	\$38,000,000	\$1,135,319	\$37,611,300	\$0	\$23,089,051	\$0	\$8,992,664	\$559,014,625	\$8,898,215	\$562,275,570
Y5M12	Jun-17	\$7,962,481	\$491,365,806	\$8,896,972	\$509,056,811	104%	\$0	\$38,000,000	\$0	\$38,000,000	\$1,135,319	\$38,746,619	\$0	\$23,089,051	\$0	\$9,097,800	\$568,112,425	\$8,896,972	\$571,172,543
<b>TOTALS</b>			<b>\$491,365,806</b>		<b>\$509,056,811</b>					<b>\$38,000,000</b>				<b>\$23,089,051</b>	<b>\$1,026,681</b>		<b>\$568,112,425</b>		<b>\$571,172,543</b>

\*\* NOTE: Projected DOE Reimbursements are currently projected as a linear receipt of funds. As further data is developed, the accuracy of this projection will be refined to correlate more closely with project sequencing.



**E-SPLOST IV Funding, Obligations, and Expenditures**

PERIOD	MONTH ENDING	COMBINED FUNDING					OBLIGATIONS					EXPENDITURES (BASELINE)	
		Planned		Actually Received		Ratio (Total) Planned/Actual	Baseline Planned		Current Planned		Actually Obligated Cumulative	Actual	
		Month	Cumulative	Month	Cumulative		Month	Cumulative	Month	Cumulative		Month	Cumulative
Y1M1	Jul-12	\$8,500,087	\$8,500,087	\$8,500,087	\$8,500,087	n/a	\$252,574	\$252,574	\$0	\$0		\$8,977	\$8,977
Y1M2	Aug-12	\$8,277,779	\$16,777,866	\$8,277,796	\$16,777,883	100%	\$264,056	\$516,630	\$0	\$0		\$27,577	\$36,554
Y1M3	Sep-12	\$8,359,402	\$25,137,268	\$8,359,428	\$25,137,310	100%	\$2,303,321	\$2,819,951	\$0	\$0		\$82,980	\$119,534
Y1M4	Oct-12	\$8,114,949	\$33,252,217	\$8,115,020	\$33,252,330	100%	\$1,131,261	\$3,951,212	\$3,223,483	\$3,223,483	\$19,100,000	\$193,412	\$312,946
Y1M5	Nov-12	\$7,738,672	\$40,990,888	\$7,738,775	\$40,991,105	100%	\$2,313,261	\$6,264,473	\$1,250,000	\$4,473,483	\$19,100,000	\$167,316	\$480,262
Y1M6	Dec-12	\$10,095,307	\$51,086,195	\$10,578,971	\$51,570,076	101%	\$2,817,299	\$9,081,772	\$20,461,554	\$24,935,038	\$19,100,000	\$372,241	\$852,503
Y1M7	Jan-13	\$45,547,557	\$96,633,752	\$45,547,737	\$97,117,814	101%	\$5,905,462	\$14,987,234	\$1,403,501	\$26,338,539	\$19,100,000	\$1,098,295	\$1,950,799
Y1M8	Feb-13	\$8,408,066	\$105,041,818	\$8,409,546	\$105,527,360	100%	\$5,332,762	\$20,319,996	\$179,789	\$26,518,327	\$25,562,530	\$1,959,330	\$3,910,129
Y1M9	Mar-13	\$8,370,062	\$113,411,880	\$8,371,035	\$113,898,395	100%	\$6,471,157	\$26,791,153	\$7,417,071	\$33,935,398	\$27,003,743	\$1,373,413	\$5,283,542
Y1M10	Apr-13	\$7,698,759	\$121,110,639	\$7,699,815	\$121,598,210	100%	\$10,416,931	\$37,208,084	\$25,827	\$33,961,225	\$27,013,299	\$1,611,380	\$6,894,922
Y1M11	May-13	\$7,857,346	\$128,967,985	\$7,858,515	\$129,456,725	100%	\$11,569,602	\$48,777,686	\$2,714,057	\$36,675,282	\$27,013,299	\$3,365,682	\$10,260,604
Y1M12	Jun-13	\$7,962,481	\$136,930,466	\$7,962,481	\$137,419,206	100%	\$9,619,833	\$58,397,519	\$10,105,585	\$46,780,867	\$27,224,958	\$401,641	\$10,662,245
Y2M1	Jul-13	\$7,841,876	\$144,772,342	\$7,843,215	\$145,262,420	100%	\$9,907,759	\$68,305,278	\$9,060,571	\$55,841,438	\$27,224,958	\$2,307,582	\$12,969,827
Y2M2	Aug-13	\$8,189,604	\$152,961,945	\$8,191,855	\$153,454,276	100%	\$7,338,922	\$75,644,200	\$1,150,939	\$56,992,378	\$28,157,406	\$4,631,470	\$17,601,297
Y3M2	Aug-14	\$8,615,800	\$252,870,847	\$8,572,188	\$253,378,443	100%	\$10,170,268	\$156,884,774	\$2,546,441	\$189,997,093	\$125,028,289	\$3,189,176	\$61,595,727
Y3M3	Sep-14	\$8,438,759	\$261,309,605	\$8,439,720	\$261,818,163	100%	\$12,207,806	\$169,092,580	\$34,162,384	\$224,159,478	\$127,332,044	\$5,048,026	\$66,643,753
Y3M4	Oct-14	\$8,105,129	\$269,414,735	\$8,106,122	\$269,924,285	100%	\$13,228,718	\$182,321,298	\$284,884	\$224,444,361	\$129,996,794	\$4,030,647	\$70,674,400
Y3M5	Nov-14	\$10,501,336	\$279,916,071	\$10,502,121	\$280,426,406	100%	\$11,236,740	\$193,558,038	\$2,575,842	\$227,020,203	\$127,859,478	\$5,102,102	\$75,776,503
Y3M6	Dec-14	\$12,916,216	\$292,832,287	\$12,917,655	\$293,344,061	100%	\$13,317,171	\$206,875,209	\$4,884,003	\$231,904,206	\$136,731,088	\$6,518,269	\$82,294,772
Y3M7	Jan-15	\$10,396,552	\$303,228,839	\$10,996,922	\$304,340,983	100%	\$11,109,580	\$217,984,789	\$7,314,096	\$239,218,302	\$137,940,435	\$3,359,912	\$85,654,684
Y3M8	Feb-15	\$10,130,902	\$313,359,742	\$10,470,076	\$314,811,059	100%	\$8,202,842	\$226,187,631	\$5,415,908	\$244,634,210	\$145,681,348	\$9,723,646	\$95,378,330
Y3M9	Mar-15	\$9,262,191	\$322,621,932	\$8,377,251	\$323,188,310	100%	\$6,507,809	\$232,695,440	\$6,784,118	\$251,418,328	\$164,747,547	\$4,735,636	\$100,113,966
Y3M10	Apr-15	\$10,628,660	\$333,250,592	\$11,385,761	\$334,574,071	100%	\$6,779,122	\$239,474,562	\$897,038	\$252,315,366	\$169,225,244	\$10,546,293	\$110,660,259
Y3M11	May-15	\$7,857,346	\$341,107,938	\$8,594,683	\$343,168,755	101%	\$5,875,459	\$245,350,021	\$6,433,855	\$258,749,220	\$183,443,461	\$15,070,928	\$125,731,187
Y3M12	Jun-15	\$9,032,278	\$350,140,216	\$9,801,740	\$352,970,495	101%	\$5,561,431	\$250,911,452	\$6,709,327	\$265,458,547	\$185,289,827	\$84,116	\$125,815,303
Y4M1	Jul-15	\$8,078,206	\$358,218,421	\$8,921,153	\$361,891,648	101%	\$11,591,803	\$262,503,255	\$5,466,121	\$270,924,668	\$190,369,578	\$3,121,440	\$128,936,743
Y4M2	Aug-15	\$8,191,464	\$366,409,885	\$8,845,998	\$370,737,646	101%	\$3,902,359	\$266,405,614	\$18,761,574	\$289,686,241	\$191,360,798	\$9,592,805	\$138,529,548
Y4M3	Sep-15	\$8,045,489	\$374,455,374	\$8,496,644	\$379,234,290	101%	\$5,083,328	\$271,488,942	\$15,603,479	\$305,289,721	\$198,557,494	\$5,834,241	\$144,363,789
Y4M4	Oct-15	\$9,012,588	\$383,467,962	\$8,501,441	\$387,735,731	101%	\$5,518,289	\$277,007,231	\$1,177,721	\$306,467,442	\$207,804,941	\$8,842,490	\$153,206,279
Y4M5	Nov-15	\$8,873,990	\$392,341,953	\$8,545,582	\$396,281,313	101%	\$6,283,400	\$283,290,631	\$7,861,603	\$314,329,045	\$213,356,675	\$7,585,719	\$160,791,998
Y4M6	Dec-15	\$11,105,799	\$403,447,752	\$10,451,609	\$406,732,923	101%	\$7,761,877	\$291,052,508	\$5,714,662	\$320,043,707	\$216,531,765	\$6,855,323	\$167,647,321
Y4M7	Jan-16	\$8,682,876	\$412,130,628	\$9,208,725	\$415,941,647	101%	\$7,221,228	\$298,273,736	\$0	\$320,043,707	\$234,780,239	\$3,478,616	\$171,125,937
Y4M8	Feb-16	\$9,127,999	\$421,258,627	\$8,762,074	\$424,703,721	101%	\$5,789,978	\$304,063,714	\$0	\$320,043,707	\$240,238,325	\$5,455,574	\$176,581,511
Y4M9	Mar-16	\$9,359,268	\$430,617,895	\$10,541,430	\$435,245,151	101%	\$4,871,666	\$308,935,380	\$1,116,514	\$321,160,221	\$245,551,881	\$8,646,569	\$185,228,080
Y4M10	Apr-16	\$8,834,078	\$439,451,973	\$8,355,400	\$443,600,552	101%	\$4,316,836	\$313,252,216	\$281,352	\$321,441,573	\$250,218,074	\$9,808,134	\$195,036,214
Y4M11	May-16	\$8,992,664	\$448,444,637	\$8,632,613	\$452,233,165	101%	\$5,410,958	\$318,663,174	\$2,874,506	\$324,316,079	\$259,563,412	\$11,338,138	\$206,374,352
Y4M12	Jun-16	\$9,097,800	\$457,542,437	\$10,907,917	\$463,141,081	101%	\$5,325,970	\$323,989,144	\$3,794,842	\$328,110,922	\$281,123,129	\$976,149	\$207,350,501
Y5M1	Jul-16	\$8,977,195	\$466,519,632	\$10,986,369	\$474,127,451	102%	\$8,398,495	\$332,387,639	\$13,080,605	\$341,191,526	\$283,835,079	\$3,846,873	\$211,197,375
Y5M2	Aug-16	\$9,324,922	\$475,844,554	\$8,881,886	\$483,009,337	102%	\$4,563,026	\$336,950,665	\$2,859,061	\$344,050,587	\$291,307,936	\$10,557,660	\$221,755,035
Y5M3	Sep-16	\$9,180,808	\$485,025,362	\$8,966,615	\$491,975,952	101%	\$3,794,770	\$340,745,435	\$2,173,587	\$346,224,174	\$292,108,996	\$4,522,995	\$226,278,030
Y5M4	Oct-16	\$9,012,588	\$494,037,950	\$8,643,180	\$500,619,131	101%	\$4,245,077	\$344,990,512	\$57,289	\$346,281,463	\$292,489,729	\$8,279,777	\$234,557,807
Y5M5	Nov-16	\$8,873,990	\$502,911,941	\$8,569,599	\$509,188,730	101%	\$4,656,655	\$349,647,167	\$382,495	\$346,663,958	\$296,466,030	\$5,661,353	\$240,219,160
Y5M6	Dec-16	\$11,105,799	\$514,017,740	\$10,461,803	\$519,650,534	101%	\$6,127,512	\$355,774,679	\$2,952,442	\$349,616,400	\$301,575,809	\$3,948,102	\$244,167,262
Y5M7	Jan-17	\$8,682,876	\$522,700,616	\$8,166,599	\$527,817,132	101%	\$5,884,374	\$361,659,053	\$3,259,782	\$352,876,182	\$305,140,401	\$7,399,390	\$251,566,652
Y5M8	Feb-17	\$9,127,999	\$531,828,615	\$8,133,318	\$535,950,451	101%	\$5,458,011	\$367,117,064	\$58,403,517	\$411,279,699	\$323,593,946	\$6,949,371	\$258,516,023
Y5M9	Mar-17	\$9,359,268	\$541,187,883	\$8,866,258	\$544,816,708	101%	\$7,111,169	\$374,228,233	\$93,397	\$411,373,096	\$327,689,105	\$5,359,098	\$263,875,121
Y5M10	Apr-17	\$8,834,078	\$550,021,961	\$8,560,647	\$553,377,355	101%	\$5,618,177	\$379,846,410	\$0	\$411,373,096	\$336,454,133	\$24,851,988	\$288,727,109
Y5M11	May-17	\$8,992,664	\$559,014,625	\$8,898,215	\$562,275,570	101%	\$7,838,705	\$387,685,115	\$34,697,989	\$446,071,085	\$349,278,774	\$4,682,297	\$293,409,406
Y5M12	Jun-17	\$9,097,800	\$568,112,425	\$8,896,972	\$571,172,543	101%	\$6,336,831	\$394,021,946	\$3,421,510	\$449,492,594	\$361,271,747	\$9,002,522	\$302,411,927
<b>TOTALS</b>			<b>\$568,112,425</b>		<b>\$571,172,543</b>		<b>\$496,000,000</b>				<b>\$361,271,747</b>		<b>\$302,411,927</b>

## 2. **Glossary of Construction & CIP Terms**

This section is located on the E-SPLOST Monthly Status Report section of the DeKalb County School District website.

**<http://www.dekalb.k12.ga.us/operations/monthly-status-report/>**



This page is intentionally left blank

# Capital Improvement Program 2012 - 2017



**AECOM**



SCHOOL







DeKalb County Board of Education | 1701 Mountain Industrial Boulevard · Stone Mountain, GA 30083  
P: 678.676.1200 | F: 678.676.0785



**AECOM**

