

Capital Improvement Program 2012 - 2017

Period Ending

February 28, 2017

MONTHLY STATUS REPORT



AECOM



Issue Date – March 20, 2017

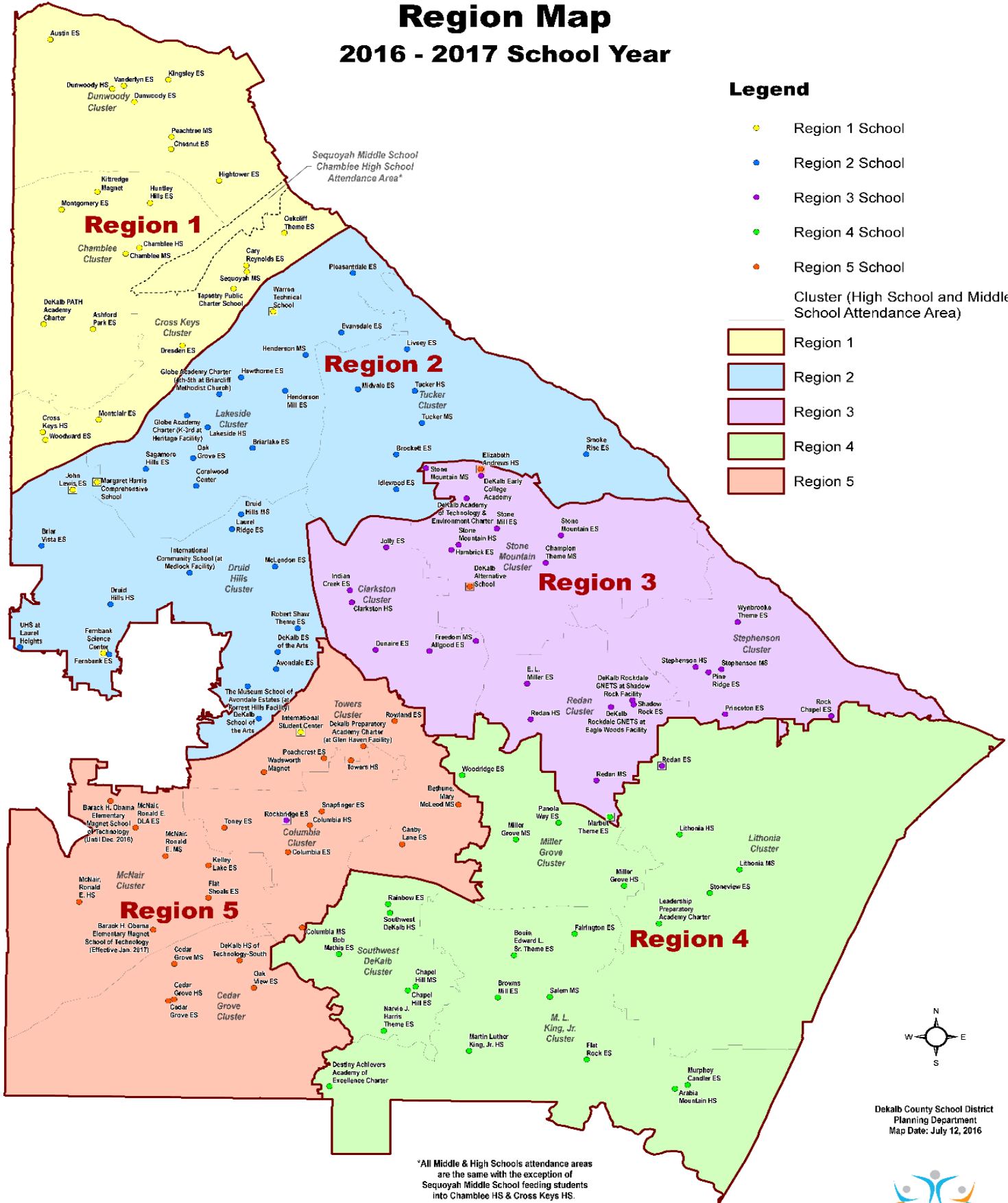
DeKalb County School District Region Map 2016 - 2017 School Year

Legend

- Region 1 School
- Region 2 School
- Region 3 School
- Region 4 School
- Region 5 School

Cluster (High School and Middle School Attendance Area)


- Region 1
- Region 2
- Region 3
- Region 4
- Region 5



*All Middle & High Schools attendance areas are the same with the exception of Sequoyah Middle School feeding students into Chamblee HS & Cross Keys HS.

Map reflects attendance areas as passed by the Board of Education on March 7th, 2016 and July 11th, 2016.

DeKalb County School District
Planning Department
Map Date: July 12, 2016





To the Members of the DeKalb County Board of Education (BOE), DeKalb County School District (DCSD) Superintendent, DCSD staff, DCSD students, DCSD Education Special Purpose Local Option Sales Tax (E-SPLOST) Advisory Committee, and DeKalb County community, the AECOM Team (AECOM), which includes CERM and EGM is pleased to issue the Monthly Status Report (MSR) for the period ending **February 1, 2017 to February 28, 2017** for the DeKalb County School District's Capital Improvement Program (CIP). This Program includes DCSD's 2012-2017 CIP (E-SPLOST IV) and the remainder of the District's E-SPLOST III projects.

AECOM has a considerable amount of experience in design and construction, which we are using to make this the most successful CIP that DCSD has experienced. AECOM is dedicated to providing clear and concise program / project management. The purpose of this report is to provide the highlights of the program and projects. This monthly report is an important tool we use to gather the facts, analyze them as a whole, determine the most beneficial path for the School District and the community, and make informed decisions.

For the Month of February 2017, we managed approximately \$435.2 million including, \$2.0 million in E-SPLOST III projects (1 active projects total) and about \$433.2 million in E-SPLOST IV projects (112 active projects in a number of schools).

This monthly summary includes separate project reports on all "active" projects in Design Procurement, Design, Construction Procurement, Construction, or Non-Construction phases.

We are dedicated to making this a successful program for all. For questions or comments about this report, please send your query in writing to the DCSD Operations Division – Department of Facilities Management, ATTN: AECOM Program Director, John D. Wright, 1780 Montreal Road, Atlanta, GA 30084.

Sincerely,

John D. Wright
DCSD CIP Program Director

As required by the District's policy and as a convenience to you, we have posted an electronic version of this report on the E-SPLOST IV web page at <http://www.dekalb.k12.ga.us/operations/monthly-status-report/>

This page has been intentionally left blank

Capital Improvement Program MONTHLY STATUS REPORT

SECTION A. EXECUTIVE SUMMARY

- Program Description
- Program Funding, Obligations & Expenditures
- Status of Funding, Obligations, and Expenditures
- General Program Progress
- Earned Value Management Initiative
- Key Focus Areas for the Following Month
- Alphabetical List of E-SPLOST III and IV Projects
- Completed Projects



AECOM



EXECUTIVE SUMMARY.

This section of the report provides a high-level snapshot of the month's activities on a Program Level. This section contains a description of the Program along with any major changes that may have occurred during this period. This includes a status of revenues and expenditures for both E-SPLOST III & IV, a graphical representation of the E-SPLOST revenues as it relates to the obligations that have been incurred, and the progress of the Program.

A. EXECUTIVE SUMMARY

Within this Executive Summary, we provide a brief overview of the Program Elements

1. Program Funding, Obligations, and Expenditures
2. Status of Funding, Obligations, and Expenditures
3. General Program Progress
4. Earned Value Management
5. Key Focus Areas for Next Month
6. Alphabetical List of E-SPLOST III and E-SPLOST IV Projects
7. Completed Projects

This month's report includes reporting from February 1, 2017 – February 28, 2017. The data date for this period is **February 28, 2017**. We collect and present the information that is available as of the data date.

Program Description

The Capital Improvement Program touches many of the facilities and schools in the DeKalb County School District. The primary areas of focus for the CIP include:

- Retirement of existing CIP's financial debt
- Completion of E-SPLOST III work
- New/replacement of seven (7) elementary schools and one (1) middle school
- Major roofing, HVAC, code & life safety improvements
- Six (6) major additions and/or renovations
- Career technology, fine arts, & classroom additions
- Renovations of classrooms from floor to ceiling
- Technology upgrades to all facilities
- Replacement of school buses and aging service vehicles

1. Program Funding, Obligations, & Expenditures

Tables 1 and 2 reflect the sales tax receipts for E-SPLOST III and E-SPLOST IV. For E-SPLOST III, all GaDOE Reimbursements revenue for Martin Luther King Jr. High School, Miller Grove High School, and Southwest DeKalb High School projects, have been collected bringing the total collected to date to \$23.6 million. For E-SPLOST IV, we have accrued \$23.1 million to date in GaDOE Reimbursements for Fernbank ES, Peachcrest ES, Barack H. Obama Magnet School of Technology, and Henderson MS.

The total program budgeted receipts over the life of the program for E-SPLOST IV is \$618.4 million of which \$491.3 million is anticipated from sales tax receipts, \$89.1 million is anticipated in reimbursements from the GaDOE, and \$38.0 million in bonds issued by the District to enable the implementation of system-wide technology upgrades, vehicle purchase, and infrastructure refresh which began in early 2013.

Distribution of the E-SPLOST IV revenue from the Georgia Department of Revenue lags one month from when the actual revenue is collected at the cash register by merchants.

Program Funding Table 1 & 2 below reflect current obligations and expenditures for E-SPLOST III & E-SPLOST IV for the period ending **February 28, 2017**.

Period Ending February 28, 2017:

Table 1 - Funding

SPLOST III							
Through this Period:	Original Budget	Revised Budget*	Current Budget**	Forecasted Receipts through this period	Actual Receipts Collected	% of Original Budget Collected	% of Current Budget Collected
Sales Tax Receipts (SPLOST)	\$466.0M	\$490.1M	\$488.1M	\$488.1M	\$488.1M	104.7%	100.0%
Anticipated DOE Reimbursements	-	\$23.5M	\$23.3M	\$23.3M	\$23.6M	N/A	101.3%
Technology Bond	-	-	-	-	-	-	-
Interest	-	-	-	-	-	-	-
Total Funding	\$466.0M	\$513.6M	\$511.4M	\$511.4M	\$511.7M	109.8%	100.1%

* Per 2015 MIDTERM ASSESSMENT

SPLOST IV							
Through this Period:	Original Budget	Revised Budget*	Current Budget**	Forecasted Receipts through this period	Actual Receipts Collected	% of Original Budget Collected	% of Current Budget Collected
Sales Tax Receipts (SPLOST)	\$475.0M	\$491.3M	\$491.3M	\$451.6M	\$465.8M	98.1%	94.8%
Anticipated DOE Reimbursements	\$21.0M	\$89.2M	\$89.2M	\$33.1M	\$23.1M	109.9%	25.9%
Interest	-	-	-	-	\$0.94M	-	N/A
Technology Bond	-	-	\$38.0M	\$38.0M	\$38.0M	-	100.0%
Total Funding	\$496.0M	\$580.5M	\$618.5M	\$522.7M	\$527.8M	102.0%	85.3%

* Per 2015 MIDTERM ASSESSMENT

** Per September 2016 Board Action

Period Ending February 28, 2017:

Table 2 - Obligations and Expenditures

	THROUGH THIS PERIOD				
	Current Budget	Actual Receipts	Forecasted Obligations	Actual Obligations thru this period	Actual Expenditures thru this period
SPLOST III	\$511.4M	\$511.7M	-	\$462.3M	\$439.1M
SPLOST IV	\$618.5M	\$527.8M	\$352.9M	\$305.1M	\$251.6M

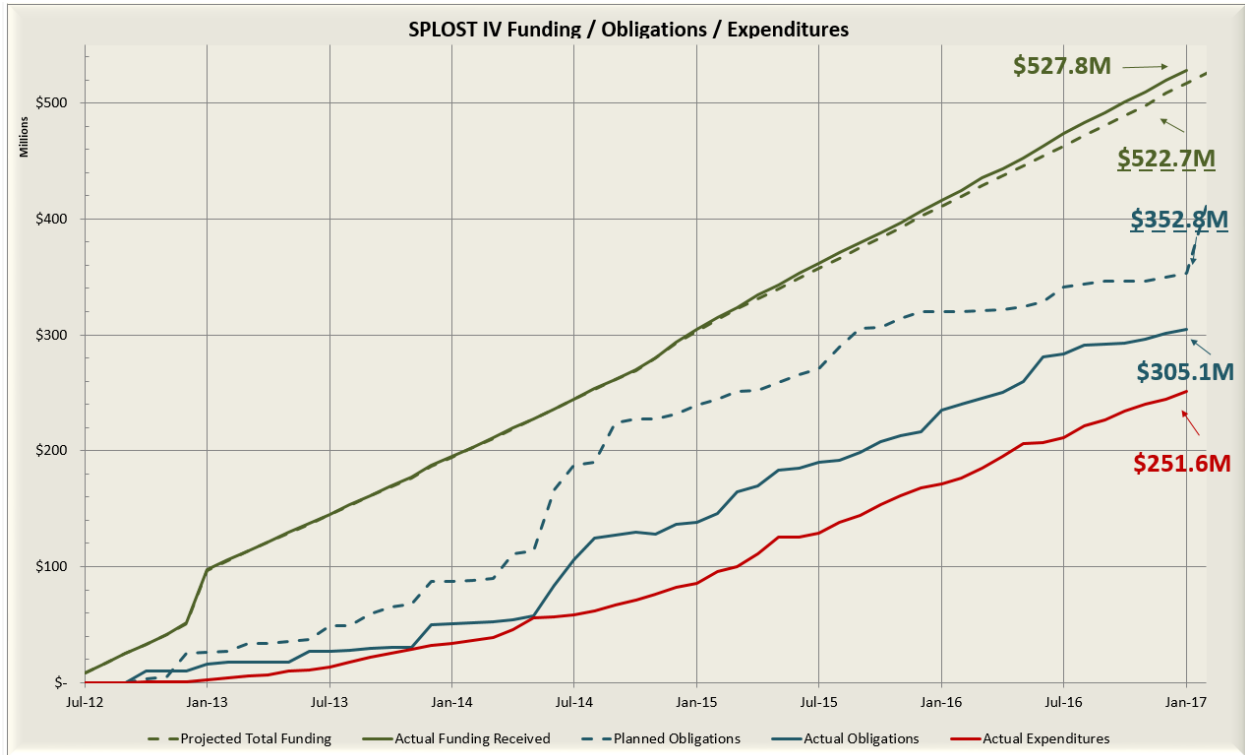
2. Status of Funding, Obligations, and Expenditures

Because the SPLOST IV Program is operated on a “cash flow basis,” it is critical for the actual funding received to trend at or above the budgeted/planned funding and above projected obligations. Actual sales tax revenue receipts are trending 3% above projected funding levels for this period.

In the Graph below, “**Funding**” is shown in green, “**Obligations**” are shown in blue, and “**Expenditures**” are shown in red. Projected values are shown in dotted lines and actual values are shown in solid lines.

As you can see from this table, the actual funding received to date exceeds the projected funding and the actual obligations are less than the total projected obligations. The requirement is to keep the obligations less than the funding.

Chart 1 E-SPLOST IV Funding, Obligations, and Expenditures
Period Ending February 28, 2017



3. General Program Progress

	Program Budget Totals by Phase (Updated) - Period Ending February 28, 2017							
	E-SPLOST III CIP Active		QSCB (415)		E-SPLOST IV		Program Budget Totals	
	Current Period 1/31	Current Period 2/28	Current Period 1/31	Current Period 2/28	Current Period 1/31	Current Period 2/28	Period Ending January '17	Period Ending February '17
Planning	-	-	-	-	12	10	\$16,882,170	\$16,701,478
Design Procurement	-	-	-	-	2	2	\$3,992,560	\$3,992,560
Design	-	-	-	-	9	9	\$93,530,324	\$75,109,045
Construction Procurement	-	-	-	-	49	49	\$35,930,022	\$52,848,346
Construction	1	1	-	-	23	22	\$96,400,563	\$76,885,188
Close-Out	43	43	1	1	37	40	\$299,679,425	\$320,878,447
Non-Construction	-	-	-	-	22	22	\$156,971,245	\$156,971,245
Total Projects	44	44	1	1	154	154	\$703,386,309	\$703,386,309

*** Please note that an additional project (801-422) Fire/Life Safety), has been added to the SPLOST IV program, per an April 2015 Board action. This increased the E-SPLOST IV project list from 157 to 158. Nine stadium projects and one Henderson MS project were consolidated into six projects resulting in a final project list of 148. Please note that six additional projects (135-422) Warren Tech School Improvements), (136-422) Modular Buildings & Parking Improvements), (137-422) Terry Mill Elementary School, (138-422) Warren Tech School Improvements, (516-422) Elementary School Prototype Development), & (517-422) Feasibility Study), have been added to the E-SPLOST IV program, per an October 2015 Board action. Per an March 2016 Board action, project 518-422 Land Purchase has been added to the E-SPLOST IV program. This increased the E-SPLOST IV project list from 148 to 153. The program budget total has dropped due to the financial close-out of three E-SPLOST III projects, 421-120-022 Dunwoody HS, 421-304 ADA Group D, and 421-305 ADA Group E.

Highlighted Efforts this Reporting Period

February Procurement Highlight

- The DeKalb BOE approved an award for BuildSmart/Tebarco joint venture at Briar Vista ES, Briarlake ES and Hawthorne ES. Another award was made to Bon Building Services, Inc. at Idlewood ES, Sagamore Hills ES, Robert Shaw ES, and Avondale ES. The final award was made to Centennial Contractors, Inc. at Stoneview ES, Bouie ES, Marbut ES, Salem MS, and Flat Rock ES.




Please go to the DCSD link <http://www.dekalb.k12.ga.us/solicitations/> to view all current CIP RFPs.

E-SPLOST Advisory Committee

The last Advisory Committee Meeting was January 28, 2017. Each month, the CIP Team presents the status of the program to the Committee. After the presentation, the Committee has the opportunity to ask questions for further clarification. Please refer to the following link for meeting minutes <http://www.dekalb.k12.ga.us/splost-iv/advisory-committee/>.

The next E-SPLOST Advisory Committee meeting is scheduled for March 22, 2017.

4. Earned Value Management Initiative

- Earned Value Management (EVM) is a project management technique for measuring project performance and progress against the project plan in an objective manner. It has the ability to combine measurements of scope, schedule, and costs in a single integrated system. An industry standard, Earned Value Analysis is utilized to:
 - measure a project's progress
 - forecast its completion date and final cost
 - provide schedule and budget variances along the project plan and identifies work to be accomplished
- The following schedule and cost performance indicators will be utilized to measure specific project performance in accordance with the EVM methodology:
 - Schedule performance ratio (SPR) the ratio of the approved budget for the work performed to the approved budget for the work planned. The SPR reflects the relative amount the project is ahead of or behind schedule, sometimes referred to as the project's schedule efficiency. SPR projects the schedule performance for the remainder of the task.
 - $SPR = \text{At Completion Duration} / \text{Planned Duration}$
 - $SPR > 1$ means project is behind schedule
 - Cost performance ratio (CPR) The ratio of the approved budget for work performed to what is actually spent for the work. The CPR reflects the relative value of work done compared to the amount paid for it, sometimes referred to as the project's cost efficiency. CPR projects the cost performance for the remainder of the task.
 - $CPR = \text{Estimate At Completion (EAC)} / \text{Current Budget (CB)}$
 - $CPR > 1$ means project is over budget
- Earned Value is needed because it provides an "Early Warning" signal for prompt corrective action.
 - Bad news does not age well
 - Still time to recover
 - Timely request for additional funds
- Performance Metrics
 -  Green – Project is ahead of schedule and is under budget
 -  Amber – Project is on schedule and at budget
 -  Red – Project is behind schedule or over budget

5. Key Focus Areas for Next Month

Major Projects

DOE Reimbursements – For this reporting period, DOE payments received to date for E-SPLOST IV are approximately \$23.1 million collected from E-SPLOST IV projects Fernbank ES, Peachcrest ES, Barack H. Obama Magnet School of Technology and Henderson Middle School. The CIP Staff will continue to coordinate with various Architects/Contractors and respective District Managers to make certain all documentation for application submitted to the Ga DOE is timely.

Proliance Transition – AECOM is in the process of procuring a new program-wide management system called Proliance. As the CIP team transitions to Proliance, the Monthly Status Report's production is trimmed in specific sections to increase efficiency while preparing for the new system. Future MSR's will utilize the robust reporting capabilities of Proliance and Cognos, the companion reporting tool.

A soft rollout of Proliance began in December and it is expected that it will be in use for invoices, change orders and budgets by the end of March 2017.

AECOM has procured the services of Byrne Software to migrate the information from Primavera Contract Manager (PCM) to Proliance. Byrne has started this process and are on track for completing in November 2016. The software migration phases of implementation is:

- Initiation
- Assessment
- Build
- Test
- Deploy

The Byrne and CIP team have finalized the project charter with the District.

6. Alphabetical List of E-SPLOST III and E-SPLOST IV Projects

Project Name	Project #	E-SPLOST III / IV	REGIONS	SPR	CPR
ADA Group A-3	421-301-023	III	DCSD		
ADA Group B-3	421-302-003	III	DCSD		
ADA Group C-2	421-303-012	III	DCSD		
ADA Group C-3	421-303-013	III	DCSD		
ADA Group D	421-304	III	DCSD		
ADA Group E	421-305	III	DCSD		
Adams Stadium - Improvements	200-422	IV	2		
Adams Stadium - Survey	201-422	IV	2		
Adams Stadium - Turf/Track	202-422	IV	2		
Allgood ES - Capital Renewal	300-422	IV	3		
Allgood ES- Kitchen	421-341-043	III	3		
Arts School at former Avondale	510-422	IV	2		
Ashford Park ES - ADA Group D	421-304	III	1		
Ashford Park ES - Capital Renewal	400-422	IV	1		
Austin ES Replacement	501-422	IV	1		
Avondale ES - Capital Renewal	401-422	IV	2		
Avondale MS - Capital Renewal	301-422	IV	2		
Avondale Stadium - Improvements	203-422	IV	2		
Avondale Stadium - Survey	204-422	IV	2		
Avondale Stadium - Turf/Track	205-422	IV	2		
Bob Mathis ES – ADA	100-422	IV	4		
Bouie ES - Capital Renewal	302-422	IV	4		
Briar Vista ES - ADA Group C-2	421-303-012	III	2		
Briar Vista ES - ADA	101-422	IV	2		
Briarlake ES - ADA Group C-2	421-303-012	III	2		
Briarlake ES - Code Requirements	402-422	IV	2		
Brockett ES - Code Requirements	403-422	IV	2		
Browns Mill ES - Capital Renewal	303-422	IV	4		
Bulk Purchase - Plumbing Fixtures	421-322-001	III	DCSD		
Canby Lanes ES - ADA	102-422	IV	5		
Cary Reynolds ES - ADA	103-422	IV	1		
Cedar Grove ES – ADA	104-422	IV	5		
Cedar Grove HS -	404-422	IV	5		
Cedar Grove HS – Supplemental	421-115-002	III	5		
Cedar Grove MS - Capital Renewal	304-422	IV	5		
Chamblee HS – Replacement	421-117	III	1		
Chamblee HS Replacement	415-117	415	1		
Chamblee MS - Capital Renewal	305-422	IV	1		
Champion MS - Capital Renewal	306-422	IV	3		
Chapel Hill ES - ADA Group E	421-305	III	4		
Chapel Hill ES - Capital Renewal	307-422	IV	4		
Chapel Hill MS – ADA	105-422	IV	4		
Chesnut ES - Code Requirements	405-422	IV	1		
Clarkston HS - Capital Renewal	406-422	IV	3		
Clifton ES - ADA Group E	421-305	III	5		

Project Name	Project #	E-SPLOST III / IV	REGIONS	SPR	CPR
Clifton ES - Capital Renewal	407-422	IV	5		
Clifton ES- Ceiling Tiles	421-341-039	III	5		
Columbia ES - Capital Renewal	308-422	IV	5		
Columbia MS - Capital Renewal	309-422	IV	5		
Coralwood Center Addition	511-422	IV	2		
Cross Keys HS - Capital Renewal	310-422	IV	1		
Cross Keys HS – Supplemental	421-106-002	III	1		
DCSD Consultants	904-422	IV	DCSD		
DCSD Staff	903-422	Iv	DCSD		
DeKalb ES of Arts at Terry Mill	408-422	IV	2		
DeKalb HS of Technology South - Capital Renewal	409-422	IV	5		
DeKalb Trans. - ADA Group B-3	421-302-003	III	5		
Demolition	905-422	IV	0		
Doraville Driver's Ed - Capital Renewal	311-422	IV	1		
Dresden ES – ADA	106-422	IV	1		
Druid Hills MS - Code Req (Former Shamrock MS)	427-422	IV			
Druid Hills HS - Code Requirements	410-422	IV	2		
Dunaire ES - ADA	107- 422	IV	3		
Dunwoody HS - Capital Renewal	338-422	IV	1		
Dunwoody HS - Supplemental	421-120-002	III	1		
Early Learning Center	502-422	IV	DCSD		
East Campus	411-422	IV	3		
Eldridge Miller ES - ADA	108-422	IV	3		
Emergency Generators E	421-321-015E	III	DCSD		
Emergency Generators F	421-321-015F	III	DCSD		
Emergency Generators G	421-321-015G	III	DCSD		
Engineering Studies	398-422	IV	DCSD		
ES Prototype Development	500-422	IV	4		
Evansdale ES - ADA Group D	421-304	III	2		
Evansdale ES - Code Requirements	412-422	IV	2		
Fairington ES – ADA	109-422	IV	4		
Fernbank Center - ADA Group C-2	421-303-012	III	2		
Fernbank ES Replacement	503-422	IV	2		
Fire/Sprinkler/Life Safety Improvements	801-422	IV	DCSD		
Flat Rock ES - Code Requirements	413-422	IV	4		
Flat Shoals ES – ADA	110-422	IV	5		
Freedom MS - Capital Renewal	312-422	IV	3		
General Services	902-422	IV	DCSD		
Gresham Park ES Replacement	504-422	IV	5		
Hallford Stadium - Improvements	206-422	IV	5		
Hallford Stadium - Turf/Track	207-422	IV	5		
Hambrick ES - ADA	111-422	IV	3		
Hambrick ES - HVAC	421-136	III	3		
Hawthorne ES - Code Requirements	414-422	IV	2		
Henderson Mill ES - ADA C-2	421-303-012	III	2		
Henderson Mill ES	415-422	IV	2		
Henderson MS – Track	421-230	III	2		

Project Name	Project #	E-SPLOST III / IV	REGIONS	SPR	CPR
Henderson MS Renovation/Addition	512-422	IV	2		
Hightower ES - Capital Renewal	313-422	IV	1		
Huntley Hills ES - ADA	112-422	IV	1		
Idlewood ES – ADA	113-422	IV	2		
Indian Creek ES - Code Requirements	114-422	IV	3		
Indian Creek ES - HVAC	421-139	III	3		
International Student Center - Capital Renewal	314-422	IV	1		
Jolly ES - ADA	115-422	IV	3		
Kelly Lake ES - ADA	116-422	IV	5		
Kingsley ES - ADA	117-422	IV	1		
Kittredge ES - Code Requirements	417-422	IV	1		
Knollwood ES - Capital Renewal	315-422	IV	5		
Knollwood ES - HVAC	421-132-002	III	5		
Lakeside HS - Career Tech, ADA	421-125	III	2		
Laurel Ridge ES – ADA	118-422	IV	2		
Lithonia MS – ADA	119-422	IV	4		
Livsey ES - Capital Renewal	418-422	IV	2		
Local School Priority Request	800-422	IV	DCSD		
M.L. King, Jr., HS - Capital Renewal	316-422	IV	4		
Marbut ES - Capital Renewal	317-422	IV	4		
Margaret Harris - ADA Group A-3	421-301-023	III	1		
Margaret Harris School – Code	419-422	IV	1		
Martin Luther King, Jr. HS	421-127	III	4		
McLendon ES - Capital Renewal	420-422	IV	2		
McNair HS Capital Renewal	318-422	IV	5		
McNair MS - Track Replacement	421-231	III	5		
McNair MS Replacement	505-422	IV	5		
Meadowview ES – ADA	120-422	IV	5		
Meadowview ES - ADA Group E	421-305	III	5		
Medlock ES - Capital Renewal	319-422	IV	2		
Midvale ES - ADA Group C-3	421-303-013	III	5		
Midvale ES - ADA	121-422	IV	2		
Midway ES - ADA Group B-3	421-302-003	III	5		
Midway ES - Capital Renewal	320-422	IV	5		
Miller Grove HS - Addition	421-128	III	4		
Miller Grove MS - ADA Group E	421-305	III	4		
Miller Grove MS - ADA	122-422	IV	4		
Montclair ES - Code Requirements;	421-422	IV	1		
Montgomery ES - ADA	123-422	IV	1		
Montgomery ES - HVAC	421-138	III	1		

Project Name	Project #	E-SPLOST III / IV	REGIONS	SPR	CPR
Montgomery ES HVAC	001-422	IV	1		
Murphey Candler ES – ADA	124-422	IV	4		
Narvie Harris ES - Capital Renewal	321-422	IV	4		
North DeKalb Stadium - Improvements	208-422	IV	1		
North DeKalb Stadium – Survey	209-422	IV	1		
North DeKalb Stadium - Turf/Track	210-422	IV	1		
Oak Grove ES - Code Requirements	422-422	IV	2		
Oak View ES - ADA Group B-3	421-302-002	III	5		
Oakcliff ES - ADA Group C-3	421-303-013	III	1		
Oakcliff ES - Capital Renewal	423-422	IV	1		
Panola Way ES – ADA	125-422	IV	4		
Panthersville Stadium - Improvements	211-422	IV	4		
Panthersville Stadium – Survey	212-422	IV	4		
Panthersville Stadium - Turf/Track	213-422	IV	4		
Peachcrest ES Replacement	506-422	IV	5		
Pine Ridge ES - Capital Renewal	424-422	IV	3		
Pleasantdale ES Replacement	507-422	IV	2		
Program Contingency	999-422	IV	DCSD		
Radio Communications	630-422	IV	DCSD		
Rainbow ES - ADA Group B-3	421-302-003	III	4		
Rainbow ES - Capital Renewal	425-422	IV	4		
Redan ES - ADA - Capital Renewal	126-422	IV	3		
Redan HS – Supplemental	421-111-002	III	3		
Redan HS Renovation/Addition	513-422	IV	3		
Remediation Funds for Issues	399-422	IV	DCSD		
Reserve funds stadium repairs	299-422	IV	DCSD		
Robert Shaw ES - Capital Renewal	322-422	IV	2		
Rock Chapel ES - Capital Renewal	323-422	IV	3		
Rockbridge ES - ADA Group A-3	421-301-023	III	3		
Rockbridge ES Replacement	508-422	IV	3		
Rowland ES – ADA	127-422	IV	5		
Safety/Security Upgrade - FY 2013	600-422	IV	DCSD		
Safety/Security Upgrade - FY 2014	610-422	IV	DCSD		
Sagamore Hills ES – ADA	128-422	IV	2		
Sagamore Hills ES - ADA Group D	421-304	III	2		
Salem MS - ADA Group E	421-305	III	4		
Salem MS - Capital Renewal Roofing	324-422	IV	4		
Sam Moss Service Center - Capital Renewal	325-422	IV	0		
School Buses	640-422	IV	DCSD		

Project Name	Project #	E-SPLOST III / IV	REGIONS	SPR	CPR
Sequoyah MS - ADA Restroom	129-422	IV	1		
Service Vehicles	620-422	IV	DCSD		
Shadow Rock ES - Code Requirements HVAC	426-422	IV	3		
Smoke Rise ES Replacement	509-422	IV	2		
Snapfinger ES - ADA Group C-3	421-303-013	III	5		
Snapfinger ES - Capital Renewal	428-422	IV	5		
South Campus Facilities - Capital Renewal	326-422	IV	0		
Southwest DeKalb HS	002-422	IV	2		
Southwest DeKalb HS - Capital Renewal Plumbing	327-422	IV	4		
Southwest DeKalb HS - Capital Renewal Roofing	328-422	IV	2		
Southwest DeKalb HS Renovations	514-422	IV	4		
E-SPLOST AUDIT	901-422	IV	DCSD		
Stephenson HS - Capital Renewal Roofing	329-422	IV	3		
Stone Mill ES - ADA	130-422	IV	3		
Stone Mill ES - HVAC	421-140	III	3		
Stone Mountain ES - Capital Renewal	330-422	IV	3		
Stone Mountain ES – HVAC	421-135	III	3		
Stone Mountain HS - ADA A-3	421-301-023	III	3		
Stone Mountain HS – Capital	331-422	IV	3		
Stone Mountain HS – Capital	429-422	IV	3		
Stone Mountain HS Renovations - Capital	515-422	IV	3		
Stone Mountain MS – Capital	332-422	IV	3		
Stoneview ES - ADA	131-422	IV	4		
Technology Bond Repayment	720-422	IV	DCSD		
Technology Equipment	710-422	IV	DCSD		
Technology Infrastructure Refresh	700-422	IV	DCSD		
Toney ES - ADA	132-422	IV	5		
Towers HS - Capital Renewal Roofing	333-422	IV	5		
Towers HS Culinary Arts Lab	334-422	IV	5		
Tucker MS - Capital Renewal	335-422	IV	2		
Vanderlyn ES - ADA	133-422	IV	1		
Wadsworth - HVAC & Lighting	421-341-027	III	5		
Wadsworth ES - Capital Renewal	336-422	IV	5		
Warren Tech	003-422	IV	1		
Warren Tech - HVAC	421-129	III	1		

Project Name	Project #	E-SPLOST III / IV	REGIONS	SPR	CPR
Warren Technical School - Capital Renewal	337-422	IV	1		
Woodridge ES - Capital Renewal	430-422	IV	4		
Woodward ES - ADA	134-422	IV	1		

E-SPLOST IV Legend

Green Project is ahead of schedule or under budget

Amber Project is on schedule and at budget

Red Project is behind schedule or over budget

Grey Projects that are currently in close-out, inactive, non-construction, or are SPLOST III Projects

Notes

The program was on budget for the February '17 reporting period.

7. Completed Projects

Table 2: Close-Out Projects List Periods Ending February 28, 2017				
SPLOST III / IV	Project Number	Project Name	Scope	Phase
IV	107-422	Dunaire ES	Capital Renewal	7. Close-Out
IV	111-422	Hambrick ES	Capital Renewal	7. Close-Out
IV	121-422	Midvale ES	Capital Renewal	7. Close-Out
IV	129-422	Sequoyah MS	Code Requirements	7. Close-Out
IV	130-422	Stone Mill ES	Capital Renewal	7. Close-Out
IV	300-422	Allgood ES	Capital Renewal	7. Close-Out
IV	307-422	Chapel Hill ES	Capital Renewal	7. Close-Out
IV	310-422	Cross Keys HS	Capital Renewal	7. Close-Out
IV	325-422	Sam Moss Center	Capital Renewal	7. Close-Out
IV	327-422	Southwest DeKalb HS	Plumbing	7. Close-Out
IV	328-422	Southwest DeKalb HS	Roofing	7. Close-Out
IV	337-422	Warren Tech	Capital Renewal	7. Close-Out
IV	305-422	Chamblee MS	Capital Renewal	7. Close-Out
IV	326-422	South Campus Facilities	Capital Renewal	7. Close-Out
IV	513-422	Redan HS	Renovation	7. Close-Out
IV	403-422	Brockett ES	Capital Renewal	7. Close-Out
IV	411-422	East Campus	Code Requirements	7. Close-Out
IV	412-422	Evansdale ES	Code Requirements	7. Close-Out
IV	427-422	Druid Hills MS	Code Requirements	7. Close-Out
IV	500-422	ES Prototype	Development	7. Close-Out
IV	503-422	Fernbank ES	Replacement School	7. Close-Out
IV	504-422	Barack Obama ES	Replacement School	7. Close-Out
IV	514-422	Southwest DeKalb HS	Renovation	7. Close-Out
IV	620-422	Service Vehicles	Purchase of service vehicles	7. Close-Out
IV	630-422	Radio Communications	FCC Compliance/GPS Equipment	7. Close-Out
IV	001-422	Montgomery ES	Renovation	8. Completed
IV	003-422	Warren Tech	HVAC Work	8. Completed
IV	200-422	Adams Stadium	Stadium	8. Completed
IV	206-422	Halford Stadium	Stadium	8. Completed
IV	211-422	William "Buck" Godfrey	Stadium	8. Completed
IV	315-422	Knollwood ES	Capital Renewal	8. Completed
IV	332-422	Stone Mountain MS	Capital Renewal	8. Completed
IV	333-422	Towers HS	Capital Renewal	8. Completed
IV	336-422	Wadsworth ES	Renovation	8. Completed

IV	338-422	Dunwoody HS	Hardware and Doors	8. Completed
IV	407-422	Clifton ES	Code Requirements	8. Completed
IV	506-422	Peachcrest ES	Replacement School	8. Completed
IV	900-422	Chamblee HS	QSCB Lease Repay	8. Completed
III	421-115-001	Cedar Grove HS	Supplemental	7. Close-Out
III	421-127	MLK HS	Addition	7. Close-Out
III	421-321-015E	Emergency Generators	Bulk purchase	7. Close-Out
III	421-322-001	Bulk purchase	Bulk purchase plumbing fixtures	7. Close-Out
III	421-106-002	Cross Keys HS	Supplemental	8. Completed
III	421-117	Chamblee HS	Replacement	8. Completed
III	421-120-002	Dunwoody HS	Supplemental	8. Completed
III	421-128	Miller Grove HS	Addition	8. Completed
III	421-129	Warren Tech	HVAC Work	8. Completed
III	421-132-002	Knollwood ES	HVAC Work	8. Completed
III	421-135	Stone Mountain ES	HVAC Work	8. Completed
III	421-136	Hambrick ES	HVAC Work	8. Completed
III	421-138	Montgomery ES	HVAC Work	8. Completed
III	421-139	Indian Creek ES	HVAC Work	8. Completed
III	421-140	Stone Mill ES	HVAC Work	8. Completed
III	421-229	Columbia MS	Track Replacement	8. Completed
III	421-230	Henderson MS	Track Replacement	8. Completed
III	421-231	McNair MS	Track Replacement	8. Completed
III	421-232	Peachtree MS	Track Replacement	8. Completed
III	421-301-023	ADA Group A-3	ADA upgrades throughout District	8. Completed
III	421-302-023	ADA Group B-3	ADA upgrades throughout District	8. Completed
III	421-303-012	ADA Group C-2	ADA upgrades throughout District	8. Completed
III	421-303-013	ADA Group C-3	ADA upgrades throughout District	8. Completed
III	421-304	ADA Group D	ADA upgrades throughout District	8. Completed
III	421-305	ADA Group E	ADA upgrades throughout District	8. Completed
III	421-321-015F	Emergency Generators	Bulk purchase	8. Completed
III	421-341-027	Wadsworth Magnet	Ceiling and Lighting	8. Completed
III	421-341-028	Chapel Hill MS	Ceiling Tiles & Site Work	8. Completed
III	421-341-039	Clifton ES-Ceiling Tiles	Renovation	8. Completed
III	421-341-043	Allgood ES	Kitchen Renovation	8. Completed

This Page Is Intentionally Left Blank

Capital Improvement Program MONTHLY STATUS REPORT

SECTION B. REGIONAL PROGRAM SUMMARY

- Regional Leadership and Cluster Distribution
- Regional Active Project Budgets
- Regional Summary Schedules



AECOM



REGIONAL PROGRAM SUMMARIES OF ACTIVE PROJECTS

The Regional Summary is an important feature of this report. For each of the five regions of the district, this portion of the MSR is structured to give the reader a dashboard review of the active projects, including E-SPLOST III and IV funding information. For the purpose of this report, a project is considered “active” from the Early Start Date identified on the Master Program Schedule through the project’s Early Finish Date, or project substantial completion. District-wide projects are also addressed here. For ease of use, the regions are color coded to correspond to the regional map inside the front cover of this MSR, with the color gray associated with the District-wide projects.

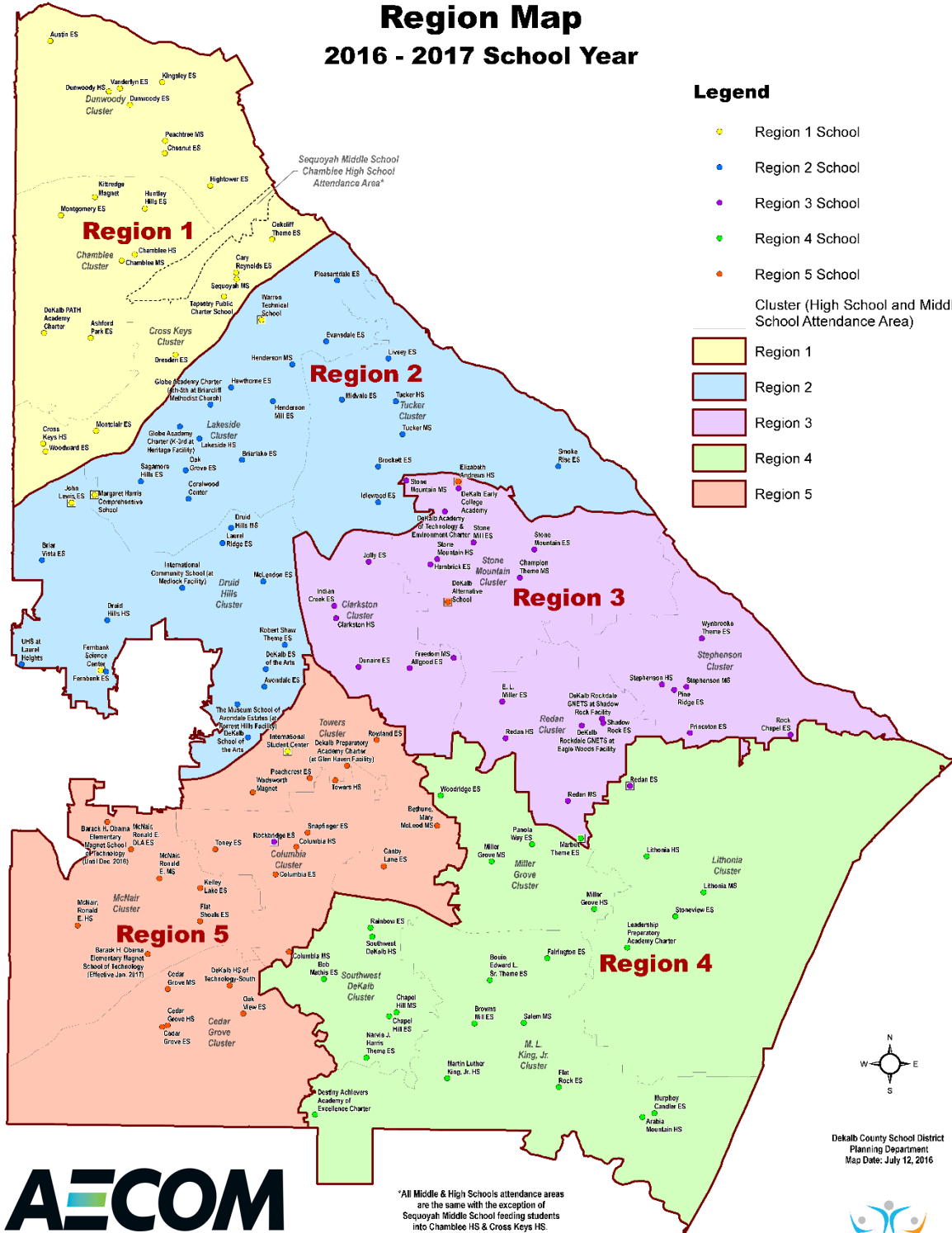
The sub-sections provide valuable information, specifically:

- *Region-specific information on each of the Regions*
- *Regional budget summaries*
- *Regional map with school locations*
- *Regional summary schedule of regional activities*

DeKalb County School District

Region Map

2016 - 2017 School Year



- Legend**
- Region 1 School
 - Region 2 School
 - Region 3 School
 - Region 4 School
 - Region 5 School
- Cluster (High School and Middle School Attendance Area)
- Region 1
 - Region 2
 - Region 3
 - Region 4
 - Region 5



*All Middle & High Schools attendance areas are the same with the exception of Sequoyah Middle School feeding students into Chamblee HS & Cross Keys HS.

Map reflects attendance areas as passed by the Board of Education on March 7th, 2016 and July 11th, 2016.

DeKalb County School District
Planning Department
Map Date: July 12, 2016



B. REGIONAL PROGRAM SUMMARY

1. Regional Leadership and Cluster Distribution

R-1 Superintendent: Ms. Sherry Johnson

Office: (678) 676-1105

24 Schools – 20,461 Students

- Chamblee Cluster
- Cross Keys Cluster
- Dunwoody Cluster
- Non Cluster (5 schools)



R-2 Superintendent: Mr. Trenton Arnold

Office: (678) 676-2826

28 Schools – 21,779 Students

- Druid Hills Cluster
- Lakeside Cluster
- Tucker Cluster
- Non Cluster (4 schools)

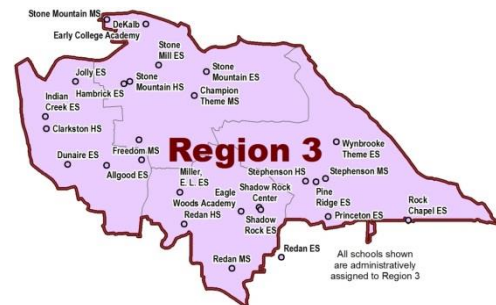


R-3 Superintendent: Mrs. Rachel Zeigler

Office: (678) 676-0671

27 Schools – 22,174 Students

- Clarkston Cluster
- Redan Cluster
- Stephenson Cluster
- Stone Mountain Cluster
- Non Cluster (5 schools)



R-4 Superintendent: Dr. Triscilla Weaver

Office: (678) 676-2845

22 Schools – 21,079 Students

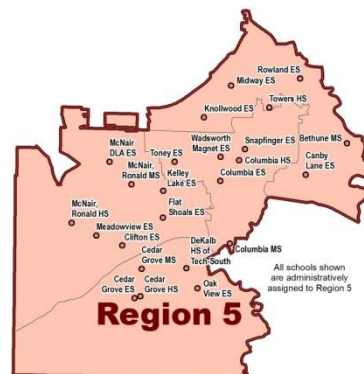
- Lithonia Cluster
- M.L. King Jr. Cluster
- Miller Grove Cluster
- Southwest DeKalb Cluster
- Non Cluster (4 schools)



R-5 Superintendent: Dr. Ralph Simpson

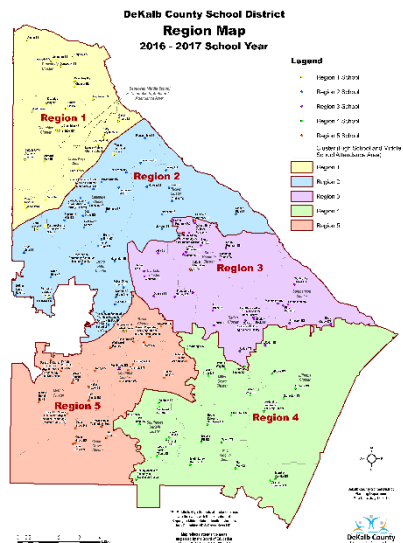
Office: (678) 676-1079
 25 Schools – 16,308 Students

- Cedar Grove Cluster
- Columbia Cluster
- McNair Cluster
- Towers Cluster
- Non Cluster (3 schools)



DCSD Capital Program District Wide Projects
DCSD Director of Design and Construction: Richard Boyd

Oversight of Multi-Regional Projects
 Office: (678) 676-1483



2. Regional Active Project Budgets

Periods Ending February 28, 2017	Current Active Budget	Current Commitments	EXPENDITURES	
			to Date	% of Budget
Region 1 Totals	\$29,261,407	\$4,243,471	\$3,150,509	10%
Region 2 Totals	\$76,537,861	\$23,529,713	\$16,941,948	22%
Region 3 Totals	\$58,802,852	\$47,609,676	\$26,250,001	42%
Region 4 Totals	\$45,045,639	\$8,347,237	\$2,410,289	10%
Region 5 Totals	\$46,053,290	\$4,480,080	\$1,683,304	11%
District-wide Totals	\$158,782,255	\$30,817,757	\$26,006,627	26%
Regional Totals	\$414,483,304	\$119,027,933	\$76,442,680	20%

Note:

For the period ending May 31, 2016, all non-active (close-out, completed, planning, and consolidated) projects were removed from the regional budgets to reflect current budgets going forward.

3. Regional Summary Schedules

Activity Name	Start	Finish	2013				2014				2015				2016				2017				2018				2019				2020			
			Q1	Q2	Q3	Q4	Q1	Q2	Q3	Q4	Q1	Q2	Q3	Q4	Q1	Q2	Q3	Q4	Q1	Q2	Q3	Q4	Q1	Q2	Q3	Q4	Q1	Q2	Q3	Q4	Q1	Q2	Q3	Q4
<i>Multiple Regions or No Region</i>	01-Oct-12 A	23-Jul-18	[Timeline bar]																															
<i>Region 1</i>	15-Mar-13 A	05-Aug-19	[Timeline bar]																															
<i>Region 2</i>	01-Oct-12 A	23-Jul-20	[Timeline bar]																															
<i>Region 3</i>	17-Dec-12 A	03-Jan-18	[Timeline bar]																															
<i>Region 4</i>	21-Nov-13 A	02-Apr-18	[Timeline bar]																															
<i>Region 5</i>	01-Oct-12 A	01-Oct-18	[Timeline bar]																															

Capital Improvement Program MONTHLY STATUS REPORT

SECTION C. E-SPLOST IV PROGRAM INFORMATION

- E-SPLOST IV Program Information
- E-SPLOST IV Funding, Obligations, and Expenditures
- E-SPLOST IV Funding Sources
- Glossary of Construction & CIP Teams



AECOM



SCHOOL

ATTACHMENTS

This section of the report includes the following appendices:

- *E-SPLOST IV Program Information*
- *E-SPLOST IV Funding, Obligations, and Expenditures*
- *E-SPLOST IV Funding Sources*
- *Glossary of Construction & CIP Teams*

C. E-SPLOST IV PROGRAM UPDATES

1. E-SPLOST IV Program Information

Program Information

Chart reflecting the current program, budget, schedule, and scope information.

****Please note that the program information table does not include projects with the phase Non-construction. Non-construction project phase covers projects across the entire District.**

Funding, Obligations, and Expenditures

Values reflected in the table are per the data date for the months reporting period.

Funding Sources

Revenue data as reported by the Georgia Tax Center online at <http://gtc.dor.ga.gov/>.

This Page Intentionally Left Blank

****E-SPLOST IV Program Information**

Project Number	Project	PM	Phase	Current Budget	Current Commitments	Paid To Date	Start Date	Finish Date	E-SPLOST IV Scope Description
200-422	Adams Stadium	AP	Closeout	\$1,941,280.00	\$1,911,752.21	\$1,675,770.89	06-Feb-15	20-Jul-16	Adams Stadium - Stadiums: Lighting
300-422	Allgood ES	RF	Closeout	\$1,449,030.00	\$913,040.00	\$738,365.00	05-Dec-13	11-Aug-16	Allgood ES - Capital Renewal: HVAC,MEP,COOLING TOWER,ROOFING
510-422	Arts School at Former Avondale MS	CL	Design	\$3,977,167.00	\$116,549.31	\$116,549.31	15-Feb-14	11-Jul-18	Arts School at former Avondale MS: Replacement
400-422	Ashford Park ES	AP	Construction-Procure	\$409,175.00	\$77,939.98	\$57,583.98	03-Apr-15	19-May-17	Ashford Park ES - Capital Renewal - Code Requirements: HVAC,Kitchen Equipment
501-422	Austin ES	EA	Design	\$18,421,279.00	\$577,185.35	\$110,308.85	02-Apr-15	08-Jul-19	Austin ES Replacement
401-422	Avondale ES	EA	Construction-Procure	\$2,376,512.00	\$210,035.00	\$167,280.00	15-Jul-14	15-Aug-17	Avondale ES - Capital Renewal - Code Requirements: HVAC,MEP,WATER PIPING
301-422	Avondale MS	BA	Planning	\$29,003.00	\$1,950.00	\$1,365.01	01-Jan-14	03-May-17	Avondale MS - Capital Renewal: New Emergency Utility Shutoffs
203-422	Avondale Stadium	JW	Design-Procurement	\$1,996,280.00	\$0.00	\$0.00	06-Feb-15	30-Aug-17	Avondale Stadium - Stadiums: Lighting
100-422	Bob Mathis ES	RF	Construction-Procure	\$1,499,382.00	\$82,900.00	\$55,938.20	28-Jul-14	24-Aug-17	Bob Mathis ES - ADA - Capital Renewal - Code Requirements: Roofing,Restroom,HVAC
302-422	Bouie ES	AP	Construction-Procure	\$602,694.00	\$43,200.00	\$28,512.00	01-Feb-14	23-Aug-17	Bouie ES - Capital Renewal: Emergency Gas Shutoff,HVAC,Roofing
101-422	Briar Vista ES	BA	Construction-Procure	\$926,477.00	\$60,000.00	\$42,445.00	01-Jan-14	31-Aug-17	Briar Vista ES - ADA - Capital Renewal - Code Requirements: Restroom,Water Piping,HVAC
402-422	Briarlake ES	BA	Construction-Procure	\$419,859.00	\$39,005.50	\$31,240.50	01-Jan-14	31-Aug-17	Briarlake ES - Capital Renewal - Code Requirements: Water Piping,HVAC
403-422	Brockett ES	BA	Closeout	\$2,013,703.00	\$1,283,094.14	\$689,409.72	01-Jan-14	29-Sep-16	Brockett ES - Capital Renewal - Code Requirements: HVAC,Kitchen Equipment,Roofing,MEP,Lighting
303-422	Browns Mill ES	RF	Construction-Procure	\$1,870,573.00	\$103,400.00	\$68,749.25	15-Jul-14	24-Aug-17	Browns Mill ES - Capital Renewal: HVAC,Roofing
102-422	Canby Lane ES	EA	Construc-Procure	\$1,934,571.00	\$129,233.75	\$90,558.75	01-Jan-14	16-Aug-17	Canby Lane ES - ADA - Capital Renewal - Code Requirements: HVAC,Restroom,Kitchen Equipment,Roofing
103-422	Cary Reynolds ES	AP	Construction	\$1,031,371.00	\$73,210.75	\$52,173.25	01-Feb-14	31-Jan-17	Cary Reynolds ES - ADA - Capital Renewal - Code Requirements: HVAC,Restroom,Lighting,Electrical
104-422	Cedar Grove ES	CL	Construction-Procure	\$2,545,737.00	\$163,080.00	\$24,320.00	02-Apr-15	31-Aug-18	Cedar Grove ES - ADA - Capital Renewal - Code Requirements: HVAC,Restroom,Kitchen Equipment,Roofing,
404-422	Cedar Grove HS	EA	Construction-Procure	\$557,700.00	\$59,488.73	\$44,913.73	01-Jan-14	31-Aug-17	Cedar Grove HS - Capital Renewal - Code Requirements: Water Piping
304-422	Cedar Grove MS	EA	Construc-Procure	\$538,455.00	\$44,303.35	\$31,298.35	01-Jan-14	16-Aug-17	Cedar Grove MS - Capital Renewal: HVAC,Plumbing
900-422	Chamblee HS	EA	Closeout	\$54,992,632.00	\$16,760,315.52	\$16,760,315.52	N/A	N/A	Chamblee HS: Replacement
305-422	Chamblee MS	WC	Planning	\$133,147.00	\$438.84	\$438.84	26-Jun-13	01-Jan-15	Chamblee MS - Capital Renewal: Electrical
306-422	Champion MS	RF	Construction	\$441,131.00	\$28,900.00	\$19,890.50	15-Jul-14	16-Aug-17	Champion MS - Capital Renewal: New Emergency Utility Shutoffs,HVAC
307-422	Chapel Hill ES	AP	Closeout	\$1,312,497.00	\$1,242,725.80	\$1,178,165.56	08-Nov-13	23-May-16	Chapel Hill ES - Capital Renewal: HVAC,Roofing

Project Number	Project	PM	Phase	Current Budget	Current Commitments	Paid To Date	Start Date	Finish Date	E-SPLOST IV Scope Description
105-422	Chapel Hill MS	CL	Construction-Procure	\$158,240.00	\$16,210.00	\$1,800.00	02-Apr-15	31-Aug-17	Chapel Hill MS - ADA - Capital Renewal: Restroom,Lighting,Water Piping
405-422	Chesnut ES	AP	Construction	\$443,057.00	\$122,440.00	\$109,022.00	01-Feb-14	22-Aug-17	Chesnut ES - Capital Renewal - Code Requirements: HVAC,Roofing
406-422	Clarkston HS	RF	Construction	\$981,146.00	\$787,421.88	\$37,741.88	15-Jul-14	25-Aug-17	Clarkston HS - Capital Renewal - Code Requirements: Roofing
407-422	Clifton ES	RF	Closeout	\$409,176.00	\$100,000.00	\$49,090.45	01-Nov-13	31-Jul-14	Clifton ES - Capital Renewal - Code Requirements: Kitchen Equipment,HVAC
308-422	Columbia ES	EA	Construction-Procure	\$415,450.00	\$25,000.00	\$16,425.00	01-Jan-14	16-Aug-17	Columbia ES - Capital Renewal: HVAC,Roofing
309-422	Columbia MS	CL	Construction-Procure	\$35,934.00	\$2,900.00	\$435.00	02-Apr-15	19-May-17	Columbia MS - Capital Renewal: New Emergency Utility Shutoffs
399-422	Contingency Fund	JW	Non-Construction	\$4,137,760.00	\$0.00	\$0.00	N/A	N/A	Contingency funds set aside to remediate the findings from the recommended studies - Capital Renewal
511-422	Coralwood Diagnostic Center Addition	No-PM	Planning	\$9,804,210.00	\$0.00	\$0.00	17-Jan-17	30-Apr-19	Coralwood Diagnostic Center Addition
310-422	Cross Keys HS	RF	Closeout	\$1,386,250.00	\$729,401.72	\$735,070.92	15-Nov-13	29-Apr-16	Cross Keys HS - Capital Renewal: Plumbing,Water Piping
904-422	DCSD Consultants	JW	Non-Construction	\$15,000,000.00	\$15,000,000.00	\$11,563,325.82	01-Oct-12	01-Sep-16	Program Consultants
903-422	DCSD Staff	JW	Non-Construction	\$7,000,000.00	\$3,068,650.45	\$3,068,650.45	01-Oct-12	10-Aug-17	DCSD STAFF
408-422	DeKalb ES of the Arts at Terry Mills	EA	Construction-Procure	\$277,485.00	\$133,535.00	\$119,510.30	15-Jul-14	06-Feb-17	DeKalb ES of the Arts at Terry Mills - Capital Renewal - Code Requirements: HVAC,Electrical
409-422	DeKalb HS of Technology South	WC	Construction-Procure	\$472,153.00	\$38,400.00	\$19,180.80	01-Feb-14	19-Jun-17	DeKalb HS of Technology South - Capital Renewal - Code Requirements: Lighting
905-422	Demolition	WC	Construction	\$3,312,309.00	\$2,221,397.96	\$2,761,724.01	09-Jul-13	31-Jul-17	Demolition - Demolition
311-422	Doraville Driver's ED	AP	Construction-Procure	\$45,007.00	\$28,220.00	\$1,200.00	28-Jan-14	08-May-17	Doraville Driver's ED - Capital Renewal: Roofing
106-422	Dresden ES	AP	Construction-Procure	\$1,157,458.00	\$157,050.00	\$106,912.00	03-Apr-15	03-Aug-17	Dresden ES - ADA - Capital Renewal: HVAC,Restroom,Kitchen Equipment,Roofing,Lighting
410-422	Druid Hills HS	BA	Construction	\$747,298.00	\$59,800.00	\$49,936.10	01-Feb-14	31-Jul-17	Druid Hills HS - Capital Renewal - Code Requirements: Plumbing,Water Piping
427-422	Druid Hills MS (Shamrock MS)	BA	Closeout	\$41,570.00	\$42,747.00	\$19,500.00	01-Jan-14	12-Aug-16	Shamrock MS - Code Requirements: Replace Grease Trap
107-422	Dunaire ES	BA	Closeout	\$517,643.00	\$375,761.00	\$355,455.45	01-Feb-14	06-Jul-16	Dunaire ES - ADA - Capital Renewal - Code Requirements: HVAC,Restroom,Kitchen Equipment,Roofing,Wate
338-422	Dunwoody HS	WC	Closeout	\$441,882.60	\$437,629.24	\$437,629.24	06-Feb-13	27-Oct-14	Dunwoody HS Hardware and Doors
502-422	Early Learning Center	No-PM	Planning	\$2,682,284.00	\$0.00	\$0.00	16-Jan-17	20-Jun-18	Early Learning Center
411-422	East Campus	RF	Closeout	\$54,301.00	\$4,134.00	\$4,725.00	15-Jul-14	06-Feb-17	East Campus - Code Requirements
108-422	Eldridge Miller ES	EA	Construction-Procure	\$298,804.98	\$30,000.00	\$20,480.00	01-Jan-14	31-Aug-17	Eldridge Miller ES - ADA - Capital Renewal - Code Requirements: HVAC,Restroom,Water Piping
398-422	Engineering Studies	JW	Planning	\$996,406.00	\$0.00	\$0.00	02-Jul-13	06-Feb-18	Engineering studies to determine causes and resolutions - Capital Renewal
500-422	ES Prototype	BA	Closeout	\$769,000.00	\$755,401.08	\$749,794.90	01-Nov-12	21-Apr-14	ES Prototype Development
516-422	ES Prototype Development (Two Schools)	DCSD	Non-Construction	\$1,250,000.00	\$1,250,000.00	\$10,100.00	N/A	N/A	Elementary School Prototype Development (Two Schools) - Newly approved project
901-422	E-SPLOST Audit	JW	Non-Construction	\$100,000.00	\$67,500.00	\$67,500.00	01-Aug-13	01-Sep-16	SPLOST Audit

Project Number	Project	PM	Phase	Current Budget	Current Commitments	Paid To Date	Start Date	Finish Date	E-SPLOST IV Scope Description
412-422	Evansdale ES	BA	Closeout	\$673,898.00	\$454,270.51	\$219,320.00	01-Feb-14	29-Jul-16	Evansdale ES - Capital Renewal - Code Requirements: HVAC,MEP,Water Piping
109-422	Fairington ES	CL	Construction-Procure	\$209,439.00	\$23,260.00	\$6,900.00	02-Apr-15	31-Aug-17	Fairington ES - ADA - Capital Renewal - Code Requirements: Restroom,HVAC
517-422	Feasibility Study	DCSD	Non-Construction	\$500,000.00	\$500,000.00	\$0.00	N/A	N/A	Newly approved project
503-422	Fernbank ES	BA	Closeout	\$22,871,279.00	\$22,103,106.66	\$22,624,511.62	01-Feb-13	30-Nov-15	Fernbank ES Replacement
801-422	Fire / Sprinklers / Life safety Improvements	No-PM	Non-Construction	\$9,480,000.00	\$16,475.00	\$16,475.00	N/A	N/A	Fire/Sprinkler/Life Safety Improvements
413-422	Flat Rock ES	AP	Construction-Procure	\$606,117.00	\$57,050.00	\$41,546.00	01-Feb-14	20-Jul-17	Flat Rock ES - Capital Renewal - Code Requirements: MEP
110-422	Flat Shoals ES	CL	Construction-Procure	\$184,756.00	\$16,760.00	\$2,100.00	02-Apr-15	31-Aug-17	Flat shoals ES - ADA - Capital Renewal - Code Requirements: HVAC,Restroom,
312-422	Freedom MS	EA	Planning	\$131,271.00	\$76,000.00	\$11,118.80	01-Jan-14	01-Dec-17	Freedom MS - Capital Renewal: New Emergency Utility Shutoffs
902-422	General Services	JW	Non-Construction	\$800,000.00	\$503,495.87	\$503,495.87	31-Jul-18	31-Jul-18	General Services
504-422	Barack H. Obama Magnet School	BA	Closeout	\$21,911,279.00	\$20,392,306.81	\$13,886,331.48	25-Feb-13	18-Nov-16	Gresham Park ES Replacement
206-422	Hallford Stadium	AP	Closeout	\$1,962,729.26	\$1,749,995.00	\$1,299,821.00	06-Feb-15	19-Aug-16	Hallford Stadium - Stadiums: Lighting
111-422	Hambrick ES	RF	Closeout	\$887,423.00	\$1,016,349.03	\$995,861.25	05-Dec-13	10-Aug-16	Hambrick ES - ADA - Capital Renewal - Code Requirements: HVAC,Restroom,Water Piping,Lighting
414-422	Hawthorne ES	BA	Construction-Procure	\$1,113,870.00	\$253,798.00	\$233,989.25	01-Jan-14	31-Aug-17	Hawthorne ES - Capital Renewal - Code Requirements: HVAC,MEP,Water Piping
415-422	Henderson Mill ES	CL	Design	\$384,494.00	\$30,950.00	\$20,954.00	30-Mar-15	31-Aug-17	Henderson Mill ES - Capital Renewal - Code Requirements: HVAC,Kitchen Equipment
512-422	Henderson MS	BA	Construction	\$19,090,624.00	\$17,547,650.91	\$6,452,894.63	16-Jan-13	01-Aug-17	Henderson MS Renovation/Addition
313-422	Hightower ES	AP	Construction	\$553,487.00	\$44,290.00	\$33,139.00	01-Feb-14	22-Aug-17	Hightower ES - Capital Renewal: HVAC,MEP,Water Piping,Roofing
112-422	Huntley Hills ES	AP	Construction	\$759,387.00	\$134,657.45	\$246,578.45	01-Feb-14	23-Aug-17	Huntley Hills ES - ADA - Capital Renewal - Code Requirements: HVAC,MEP,Restroom,Roofing
113-422	Idlewood ES	EA	Construction-Procure	\$1,916,208.00	\$139,550.00	\$104,375.00	15-Jul-14	22-Aug-17	Idlewood ES - ADA - Capital Renewal - Code Requirements: HVAC,MEP,Restroom,Roofing
114-422	Indian Creek ES	RF	Planning	\$620,100.00	\$677,123.14	\$511,823.14	05-Dec-13	04-Aug-17	Indian Creek ES - ADA - Capital Renewal - Code Requirements: HVAC,Restroom,Roofing
700-422	Infrastructure Refresh	JW	Non-Construction	\$8,200,000.00	\$7,954,360.53	\$6,721,027.20	24-Jan-13	23-Aug-17	Infrastructure Refresh
314-422	International Student Center	AP	Construction-Procure	\$297,720.00	\$22,100.00	\$8,840.00	28-Jan-14	08-May-17	International Student Center - Capital Renewal: Roofing
115-422	Jolly ES	EA	Construction-Procure	\$993,934.00	\$67,700.00	\$39,581.25	01-Jan-14	31-Aug-17	Jolly ES - ADA - Capital Renewal - Code Requirements: HVAC,Restroom,Lighting,Water Piping
116-422	Kelley Lake ES	EA	Construction-Procure	\$2,094,600.39	\$142,656.40	\$101,306.40	01-Jan-14	16-Aug-17	Kelley Lake ES - ADA - Capital Renewal - Code Requirements: HVAC,MEP,Restroom,Roofing,Kitchen Equipm
117-422	Kingsley ES	AP	Construction	\$1,472,355.00	\$1,122,012.73	\$963,664.03	01-Feb-14	31-May-17	Kingsley ES - ADA - Capital Renewal: HVAC,MEP,Restroom,Roofing
417-422	Kittredge ES	AP	Construction	\$160,074.00	\$13,758.00	\$10,096.00	28-Jan-14	04-Jan-17	Kittredge ES - Capital Renewal - Code Requirements: HVAC
315-422	Knollwood ES	RF	Closeout	\$354,876.00	\$92,872.33	\$121,887.08	01-Feb-14	31-Jul-14	Knollwood ES - Capital Renewal: HVAC,Kitchen Equipment

Project Number	Project	PM	Phase	Current Budget	Current Commitments	Paid To Date	Start Date	Finish Date	E-SPLOST IV Scope Description
518-422	Land Purchase	DCSD	Non-Construction	\$3,999,460.00	\$3,999,460.00	\$139,750.00	N/A	N/A	#N/A
118-422	Laurel Ridge ES	CL	Design	\$283,485.00	\$27,350.00	\$15,630.00	08-Apr-15	31-Aug-17	Laurel Ridge ES - ADA - Capital Renewal - Code Requirements: HVAC,Restroom
119-422	Lithonia MS	CL	Construction-Procure	\$238,623.00	\$23,210.00	\$2,850.00	02-Apr-15	31-Aug-17	Lithonia MS - ADA - Capital Renewal: Roofing,Restroom
418-422	Livsey ES	CL	Design	\$350,495.00	\$27,458.10	\$17,806.10	30-Mar-15	31-Aug-17	Livsey ES - Capital Renewal - Code Requirements: Roofing,HVAC
800-422	Local School Priority Request (LSPR)	JW	Non-Construction	\$3,202,479.00	\$2,902,294.25	\$2,902,294.25	15-Jul-13	01-Sep-16	Local School Priority Requests (LSPR)
316-422	M.L. King, Jr., HS	EA	Planning	\$1,481,441.00	\$16,482.45	\$16,482.45	04-Mar-15	23-Aug-17	M.L. King, Jr., HS - Capital Renewal: HVAC,Roofing
317-422	Marbut ES	AP	Construction-Procure	\$753,863.00	\$54,250.00	\$35,805.00	01-Feb-14	17-Aug-17	Marbut ES - Capital Renewal: HVAC,Roofing,Electrical
419-422	Margaret Harris Comprehensive School	AP	Construction-Procure	\$29,618.00	\$2,500.00	\$2,375.00	03-Apr-15	20-Dec-16	Margaret Harris Comprehensive School - Code Requirements: Replace Grease Trap
420-422	McLendon ES	CL	Design	\$160,074.00	\$12,000.00	\$8,510.00	08-Apr-15	14-Aug-17	McLendon ES - Capital Renewal - Code Requirements: HVAC
318-422	McNair HS	CL	Design	\$462,463.00	\$40,760.00	\$5,550.00	02-Apr-15	02-Aug-17	McNair HS Capital Renewal
505-422	McNair MS	WC	Design	\$34,592,213.00	\$1,362,882.50	\$6,081.60	16-Nov-15	28-Aug-18	McNair MS Replacement
120-422	Meadowview ES	WC	Planning	\$504,164.00	\$39,029.20	\$24,245.20	01-Feb-14	14-Jun-17	Meadowview ES - ADA - Capital Renewal: HVAC,Roofing,Restroom
319-422	Medlock ES	CL	Planning	\$103,440.00	\$0.00	\$0.00	16-Sep-16	20-Jun-18	Medlock ES - Capital Renewal: Plumbing
121-422	Midvale ES	BA	Closeout	\$598,624.00	\$408,803.05	\$191,713.55	01-Feb-14	29-Jul-16	Midvale ES - ADA - Capital Renewal: HVAC,Kitchen Equipment,Roofing,Restroom
320-422	Midway ES	WC	Construc-Procure	\$575,744.00	\$42,250.00	\$27,463.00	01-Feb-14	17-Aug-17	Midway ES - Capital Renewal: HVAC,Plumbing,Water Piping
122-422	Miller Grove MS	WC	Construction	\$7,655,762.00	\$918,155.93	\$771,555.93	05-Dec-13	01-Mar-18	Miller Grove MS - ADA - Capital Renewal: HVAC,MEP,Restroom,Roofing,Kitchen Equipment
136-422	Modular Buildings & Parking Improvements	DCSD	Non-Construction	\$2,500,000.00	\$2,500,000.00	\$1,699,239.00	N/A	N/A	Modular Buildings & Parking Improvements - Newly approved project
421-422	Montclair ES	AP	Construction	\$418,049.00	\$33,412.30	\$25,076.30	01-Feb-14	23-Aug-17	Montclair ES - Capital Renewal - Code Requirements: HVAC,Water Piping Electrical
001-422	Montgomery ES	RF	Closeout	\$2,125,603.00	\$2,122,700.55	\$2,121,265.02	05-Apr-13	01-Aug-14	Montgomery ES HVAC
123-422	Montgomery ES	RF	Construction	\$497,946.00	\$1,211,700.16	\$192,845.51	15-Nov-13	21-Aug-17	Montgomery ES - ADA - Capital Renewal: HVAC,Roofing,Restroom
124-422	Murphey Candler ES	CL	Construction-Procure	\$366,100.00	\$31,760.00	\$4,350.00	02-Apr-15	31-Aug-17	Murphey Candler ES - ADA - Capital Renewal: HVAC,MEP,Restroom,Water Piping
321-422	Narvie Harris ES	CL	Construc-Procure	\$271,399.00	\$22,000.00	\$2,200.00	02-Apr-15	29-Aug-17	Narvie Harris ES - Capital Renewal: Roofing
208-422	North DeKalb Stadium	JW	Design-Procurement	\$1,996,280.00	\$0.00	\$0.00	06-Feb-15	22-Aug-17	North DeKalb Stadium - Stadiums: Lighting
422-422	Oak Grove ES	BA	Construction	\$939,151.00	\$110,216.05	\$91,325.80	01-Feb-14	15-Aug-17	Oak Grove ES - Capital Renewal - Code Requirements:HVAC,Electrical,Restroom,Water Piping,Kitchen Equ
423-422	Oakcliff ES	AP	Construc-Procure	\$907,195.00	\$69,920.00	\$24,548.00	03-Apr-15	15-Aug-17	Oakcliff ES - Capital Renewal - Code Requirements: HVAC,Roofing,MEP
125-422	Panola Way ES	RF	Construction-Procure	\$2,880,909.00	\$159,300.00	\$107,616.50	15-Jul-14	24-Aug-17	Panola Way ES - ADA - Capital Renewal - Code Requirements: HVAC,Lighting,Restroom,Roofing,Cooling To
506-422	Peachcrest ES	EA	Closeout	\$20,946,279.00	\$19,801,704.84	\$20,798,865.02	25-Feb-13	31-Jul-15	Peachcrest ES Replacement
424-422	Pine Ridge ES	RF	Construction	\$2,084,983.00	\$1,506,250.00	\$91,232.77	15-Jul-14	31-Aug-17	Pine Ridge ES - Capital Renewal - Code Requirements: HVAC,Roofing,Lighting
507-422	Pleasantdale ES	RF	Design	\$18,421,279.00	\$578,925.35	\$250,110.35	30-Apr-15	03-Jul-18	Pleasantdale ES Replacement
999-422	Program Contingency	JW	Non-Construction	\$19,587,567.93	\$0.00	\$0.00	01-Sep-16	27-Jun-18	Program Contingency

Project Number	Project	PM	Phase	Current Budget	Current Commitments	Paid To Date	Start Date	Finish Date	E-SPLOST IV Scope Description
630-422	Radio Communications	JW	Closeout	\$1,580,752.00	\$1,562,831.50	\$1,580,681.11	03-Dec-12	11-Mar-14	Radio Communications - FCC Compliance & GPS Equipment
425-422	Rainbow ES	RF	Construction-Procure	\$1,676,278.00	\$92,600.00	\$62,513.30	15-Jul-14	24-Aug-17	Rainbow ES - Capital Renewal - Code Requirements: HVAC, Roofing, Electrical, Water Piping
126-422	Redan ES	RF	Construction	\$2,376,369.00	\$231,337.50	\$231,162.04	15-Jul-14	31-Aug-17	Redan ES - ADA - Capital Renewal: HVAC, Roofing, Restroom, Kitchen Equipment, Cooling Tower
513-422	Redan HS	RF	Construction	\$21,018,330.00	\$19,181,402.78	\$17,942,989.18	26-Mar-13	03-Oct-16	Redan HS Renovation/Addition
299-422	Reserved Funds	JW	Planning	\$341,391.00	\$100,000.00	\$95,000.00	N/A	N/A	Reserve funds for repairs at stadiums as identified by the studies - Stadiums
322-422	Robert Shaw ES	EA	Construction-Procure	\$1,944,207.00	\$107,000.00	\$71,155.00	15-Jul-14	10-Aug-17	Robert Shaw ES - Capital Renewal: HVAC, MEP, Roofing
323-422	Rock Chapel ES	EA	Construction-Procure	\$488,341.00	\$30,000.00	\$21,000.00	01-Jan-14	31-Aug-17	Rock Chapel ES - Capital Renewal: HVAC, Roofing, Water Piping, Electrical
508-422	Rockbridge ES	CL	Construction	\$21,341,279.00	\$18,786,692.17	\$679,227.25	02-Apr-15	10-Jul-17	Rockbridge ES Replacement
127-422	Rowland ES	CL	Construction-Procure	\$174,883.00	\$14,000.00	\$2,100.00	02-Apr-15	14-Aug-17	Rowland ES - ADA - Capital Renewal: HVAC, Restroom
600-422	Safety / Security Systems FY 2013	JW	Non-Construction	\$1,375,471.00	\$1,375,471.00	\$1,375,470.82	01-Jan-13	27-Jun-13	Safety/Security System Upgrades FY 2013
610-422	Safety / Security Systems FY 2014	JW	Non-Construction	\$936,842.00	\$936,842.00	\$884,123.42	22-Jul-13	21-Jul-14	Safety/Security System Upgrades FY 2014
128-422	Sagamore Hills ES	EA	Construction-Procure	\$1,212,387.00	\$67,000.00	\$44,555.00	15-Jul-14	10-Aug-17	Sagamore Hills ES - ADA - Capital Renewal: HVAC, Restroom, Water Piping, Electrical
324-422	Salem MS	AP	Construction-Procure	\$711,787.00	\$0.00	\$36,905.00	01-Feb-14	19-Jul-17	Salem MS - Capital Renewal: Roofing
325-422	Sam Moss Service Center	BA	Closeout	\$684,379.00	\$665,402.96	\$622,877.64	01-Jan-14	01-Mar-16	Sam Moss Service Center - Capital Renewal: Roofing
640-422	School Buses	JW	Non-Construction	\$11,219,567.00	\$11,219,566.50	\$11,219,566.50	01-Oct-12	31-Aug-17	School Bus Purchase (3 rounds)
129-422	Sequoyah MS	AP	Closeout	\$78,983.00	\$16,839.00	\$12,107.50	28-Jan-14	04-Jan-17	Sequoyah MS - ADA - Code Requirements: Restroom
620-422	Service Vehicle Purchase	JW	Closeout	\$2,555,311.00	\$2,252,530.33	\$2,252,530.33	22-Mar-13	22-Jul-13	Service Vehicle Purchase (1 round)
426-422	Shadow Rock ES	EA	Construction-Procure	\$811,942.00	\$52,000.00	\$35,230.00	01-Jan-14	01-Sep-17	Shadow Rock ES - Capital Renewal - Code Requirements: HVAC, Roofing
509-422	Smoke Rise ES	WC	Design	\$18,421,279.00	\$689,032.05	\$134,329.80	30-Apr-15	22-Jun-20	Smoke Rise ES Replacement
428-422	Snapfinger ES	CL	Construction-Procure	\$160,074.00	\$14,760.00	\$1,800.00	02-Apr-15	14-Aug-17	Snapfinger ES - Capital Renewal - Code Requirements: HVAC
326-422	South Campus Facilities	EA	Planning	\$47,545.00	\$0.00	\$0.00	N/A	N/A	South Campus Facilities - Capital Renewal: Roofing
002-422	Southwest DeKalb HS	RF	Design	\$22,310,246.00	\$19,300,411.22	\$18,437,142.74	15-Nov-12	08-Aug-14	Southwest DeKalb HS Addition
327-422	Southwest DeKalb HS	RF	Closeout	\$398,564.00	\$15,910.00	\$15,910.00	01-Apr-13	10-Aug-15	Southwest DeKalb HS - Capital Renewal: Plumbing
328-422	Southwest DeKalb HS	RF	Closeout	\$562,852.00	\$342,477.00	\$342,477.00	15-Nov-12	08-Aug-14	Southwest DeKalb HS - Capital Renewal: Roofing
514-422	Southwest DeKalb HS	RF	Closeout	\$4,994,597.00	\$2,898,695.75	\$3,142,577.41	27-Jun-13	18-Sep-14	Southwest DeKalb HS Renovations
329-422	Stephenson HS	EA	Construction-Procure	\$1,192,865.00	\$90,000.00	\$60,975.00	01-Jan-14	31-Aug-17	Stephenson HS - Capital Renewal: Roofing
130-422	Stone Mill ES	RF	Closeout	\$1,090,937.00	\$953,529.00	\$225,418.75	05-Dec-13	30-Aug-16	Stone Mill ES - ADA - Capital Renewal - Code Requirements: HVAC, Roofing, Restroom, Electrical
330-422	Stone Mountain HS	RF	Construction	\$1,066,627.02	\$984,252.00	\$139,338.70	05-Dec-13	20-Dec-16	Stone Mountain ES - Capital Renewal: HVAC, Roofing

Project Number	Project	PM	Phase	Current Budget	Current Commitments	Paid To Date	Start Date	Finish Date	E-SPLOST IV Scope Description
331-422	Stone Mountain HS	RF	Consolidated	\$706,687.00	\$0.00	\$0.00	N/A	N/A	Stone Mountain HS - Capital Renewal: New Emergency Utility Shutoffs,Water Piping
429-422	Stone Mountain HS	RF	Consolidated	\$28,995.00	\$0.00	\$0.00	N/A	N/A	Stone Mountain HS - Capital Renewal - Code Requirements
515-422	Stone Mountain HS	RF	Construction	\$5,919,523.00	\$6,950,671.56	\$339,839.57	03-Mar-14	31-Aug-17	Stone Mountain HS Renovations
332-422	Stone Mountain MS	RF	Closeout	\$54,164.00	\$39,500.00	\$39,080.00	15-Jul-14	16-Jun-16	Stone Mountain MS - Capital Renewal: New Emergency Utility Shutoffs
131-422	Stoneview ES	AP	Construction-Procure	\$419,888.00	\$46,850.00	\$36,402.00	01-Feb-14	25-Aug-17	Stoneview ES - ADA - Capital Renewal: HVAC,Restroom,Lighting,Electrical
720-422	Technology Bond Repayment	JW	Non-Construction	\$39,711,382.00	\$0.00	\$0.00	22-Jul-13	30-Aug-17	Technology Bond Re-payment
710-422	Technology Equipment	JW	Non-Construction	\$26,044,407.00	\$24,958,206.22	\$24,958,206.22	01-Jun-13	30-Jul-18	Technology Equipment
137-422	Terry Mills	DCSD	Non-Construction	\$270.00	\$270.00	\$270.00	N/A	N/A	Newly approved project
132-422	Toney ES	WC	Construction-Procure	\$568,340.00	\$42,879.20	\$28,092.20	01-Feb-14	15-Jun-17	Toney ES - ADA - Capital Renewal: HVAC,Roofing,Restroom
333-422	Towers HS	WC	Closeout	\$1,872,125.00	\$1,872,124.98	\$1,872,124.98	01-Jan-14	18-Oct-15	Towers HS - Capital Renewal: Roofing
334-422	Towers HS	WC	Construction-Procure	\$462,462.00	\$16,000.00	\$10,525.00	18-Feb-14	08-Aug-17	Towers HS Culinary Arts Lab: Culinary Arts Lab
335-422	Tucker MS	CL	Planning	\$7,768.00	\$0.00	\$0.00	07-Sep-16	25-Jan-18	Tucker MS - Capital Renewal: New Emergency Utility Shutoffs
133-422	Vanderlyn ES	AP	Construction	\$454,812.00	\$411,281.00	\$47,010.00	28-Jan-14	11-Jan-17	Vanderlyn ES - ADA - Capital Renewal: HVAC,Kitchen Equipment, Restroom
336-422	Wadsworth ES	RF	Closeout	\$105,774.00	\$88,761.57	\$90,455.57	21-Nov-13	31-Jul-14	Wadsworth ES - Capital Renewal: HVAC
003-422	Warren Technical School	RF	Closeout	\$1,545,114.00	\$1,545,114.00	\$1,545,114.00	19-Apr-14	04-Sep-15	Warren Tech HVAC
135-422	Warren Technical School	DCSD	Non-Construction	\$1,500,000.00	\$439,067.16	\$439,067.16	N/A	N/A	School Improvements - Newly approved project
138-422	Warren Technical School	DCSD	Non-Construction	\$270.00	\$270.00	\$270.00	N/A	N/A	Newly approved project
337-422	Warren Technical School	RF	Closeout	\$517,986.00	\$828,000.00	\$168,109.95	15-Nov-13	16-Mar-17	Warren Technical School - Capital Renewal: Roofing,Kitchen Equipment
211-422	William "Buck" Godfrey Stadium	AP	Closeout	\$1,996,280.00	\$2,027,480.00	\$1,674,355.00	06-Feb-15	20-Jul-16	Panthersville Stadium - Stadiums: Lighting
430-422	Woodridge ES	CL	Construction-Procure	\$135,392.00	\$10,000.00	\$1,500.00	02-Apr-15	31-Aug-17	Woodridge ES - Capital Renewal - Code Requirements: HVAC
134-422	Woodward ES	AP	Construction	\$455,493.00	\$25,350.00	\$27,132.37	28-Jan-14	22-Mar-17	Woodward ES - ADA - Capital Renewal - Code Requirements: HVAC,Kitchen Equipment,Restroom,Roofing
Total				\$618,400,000	\$301,575,809	\$244,167,262			

E-SPLOST IV Funding, Obligations, and Expenditures

PERIOD	MONTH ENDING	COMBINED FUNDING					OBLIGATIONS					EXPENDITURES (BASELINE)	
		Planned		Actually Received		Ratio (Total)	Baseline Planned		Current Planned		Actually Obligated	Actual	
		Month	Cumulative	Month	Cumulative	Planned/Actual	Month	Cumulative	Month	Cumulative	Cumulative	Month	Cumulative
Y1M1	Jul-12	\$8,500,087	\$8,500,087	\$8,500,087	\$8,500,087	n/a	\$252,574	\$252,574	\$0	\$0		\$8,977	\$8,977
Y1M2	Aug-12	\$8,277,779	\$16,777,866	\$8,277,796	\$16,777,883	100%	\$264,056	\$516,630	\$0	\$0		\$27,577	\$36,554
Y1M3	Sep-12	\$8,359,402	\$25,137,268	\$8,359,428	\$25,137,310	100%	\$2,303,321	\$2,819,951	\$0	\$0		\$82,980	\$119,534
Y1M4	Oct-12	\$8,114,949	\$33,252,217	\$8,115,020	\$33,252,330	100%	\$1,131,261	\$3,951,212	\$3,223,483	\$3,223,483	\$19,100,000	\$193,412	\$312,946
Y1M5	Nov-12	\$7,738,672	\$40,990,888	\$7,738,775	\$40,991,105	100%	\$2,313,261	\$6,264,473	\$1,250,000	\$4,473,483	\$19,100,000	\$167,316	\$480,262
Y1M6	Dec-12	\$10,095,307	\$51,086,195	\$10,578,971	\$51,570,076	101%	\$2,817,299	\$9,081,772	\$20,461,554	\$24,935,038	\$19,100,000	\$372,241	\$852,503
Y1M7	Jan-13	\$45,547,557	\$96,633,752	\$45,547,737	\$97,117,814	101%	\$5,905,462	\$14,987,234	\$1,403,501	\$26,338,539	\$19,100,000	\$1,098,295	\$1,950,799
Y1M8	Feb-13	\$8,408,066	\$105,041,818	\$8,409,546	\$105,527,360	100%	\$5,332,762	\$20,319,996	\$179,789	\$26,518,327	\$25,562,530	\$1,959,330	\$3,910,129
Y2M8	Feb-14	\$7,992,681	\$202,452,821	\$7,993,995	\$202,973,840	100%	\$4,805,868	\$106,023,306	\$0	\$90,901,136	\$51,377,301	\$2,815,233	\$36,503,956
Y2M9	Mar-14	\$8,223,949	\$210,676,770	\$8,225,424	\$211,199,264	100%	\$5,085,704	\$111,109,010	\$1,406,348	\$92,307,483	\$52,296,387	\$2,261,887	\$38,765,842
Y2M10	Apr-14	\$8,319,030	\$218,995,800	\$8,345,191	\$219,544,454	100%	\$6,085,038	\$117,194,048	\$20,518,974	\$112,826,457	\$53,742,836	\$6,748,423	\$45,514,266
Y2M11	May-14	\$8,294,891	\$227,290,691	\$8,295,634	\$227,840,088	100%	\$8,159,167	\$125,353,215	\$3,644,893	\$116,471,350	\$57,733,132	\$10,093,944	\$55,608,210
Y2M12	Jun-14	\$8,392,555	\$235,683,246	\$8,393,443	\$236,233,531	100%	\$7,916,909	\$133,270,124	\$49,626,854	\$166,098,205	\$83,451,390	\$793,556	\$56,401,765
Y3M1	Jul-14	\$8,571,801	\$244,255,047	\$8,572,724	\$244,806,255	100%	\$13,444,382	\$146,714,506	\$21,352,447	\$187,450,652	\$106,225,163	\$2,004,786	\$58,406,551
Y3M2	Aug-14	\$8,615,800	\$252,870,847	\$8,572,188	\$253,378,443	100%	\$10,170,268	\$156,884,774	\$2,546,441	\$189,997,093	\$125,028,289	\$3,189,176	\$61,595,727
Y3M3	Sep-14	\$8,438,759	\$261,309,605	\$8,439,720	\$261,818,163	100%	\$12,207,806	\$169,092,580	\$34,162,384	\$224,159,478	\$127,332,044	\$5,048,026	\$66,643,753
Y3M4	Oct-14	\$8,105,129	\$269,414,735	\$8,106,122	\$269,924,285	100%	\$13,228,718	\$182,321,298	\$284,884	\$224,444,361	\$129,996,794	\$4,030,647	\$70,674,400
Y3M5	Nov-14	\$10,501,336	\$279,916,071	\$10,502,121	\$280,426,406	100%	\$11,236,740	\$193,558,038	\$2,575,842	\$227,020,203	\$127,859,478	\$5,102,102	\$75,776,503
Y3M6	Dec-14	\$12,916,216	\$292,832,287	\$12,917,655	\$293,344,061	100%	\$13,317,171	\$206,875,209	\$4,884,003	\$231,904,206	\$136,731,088	\$6,518,269	\$82,294,772
Y3M7	Jan-15	\$10,396,552	\$303,228,839	\$10,996,922	\$304,340,983	100%	\$11,109,580	\$217,984,789	\$7,314,096	\$239,218,302	\$137,940,435	\$3,359,912	\$85,654,684
Y3M8	Feb-15	\$10,130,902	\$313,359,742	\$10,470,076	\$314,811,059	100%	\$8,202,842	\$226,187,631	\$5,415,908	\$244,634,210	\$145,681,348	\$9,723,646	\$95,378,330
Y3M9	Mar-15	\$9,262,191	\$322,621,932	\$8,377,251	\$323,188,310	100%	\$6,507,809	\$232,695,440	\$6,784,118	\$251,418,328	\$164,747,547	\$4,735,636	\$100,113,966
Y3M10	Apr-15	\$10,628,660	\$333,250,592	\$11,385,761	\$334,574,071	100%	\$6,779,122	\$239,474,562	\$897,038	\$252,315,366	\$169,225,244	\$10,546,293	\$110,660,259
Y3M11	May-15	\$7,857,346	\$341,107,938	\$8,594,683	\$343,168,755	101%	\$5,875,459	\$245,350,021	\$6,433,855	\$258,749,220	\$183,443,461	\$15,070,928	\$125,731,187
Y3M12	Jun-15	\$9,032,278	\$350,140,216	\$9,801,740	\$352,970,495	101%	\$5,561,431	\$250,911,452	\$6,709,327	\$265,458,547	\$185,289,827	\$84,116	\$125,815,303
Y4M1	Jul-15	\$8,078,206	\$358,218,421	\$8,921,153	\$361,891,648	101%	\$11,591,803	\$262,503,255	\$5,466,121	\$270,924,668	\$190,369,578	\$3,121,440	\$128,936,743
Y4M2	Aug-15	\$8,191,464	\$366,409,885	\$8,845,998	\$370,737,646	101%	\$3,902,359	\$266,405,614	\$18,761,574	\$289,686,241	\$191,360,798	\$9,592,805	\$138,529,548
Y4M3	Sep-15	\$8,045,489	\$374,455,374	\$8,496,644	\$379,234,290	101%	\$5,083,328	\$271,488,942	\$15,603,479	\$305,289,721	\$198,557,494	\$5,834,241	\$144,363,789
Y4M4	Oct-15	\$9,012,588	\$383,467,962	\$8,501,441	\$387,735,731	101%	\$5,518,289	\$277,007,231	\$1,177,721	\$306,467,442	\$207,804,941	\$8,842,490	\$153,206,279
Y4M5	Nov-15	\$8,873,990	\$392,341,953	\$8,545,582	\$396,281,313	101%	\$6,283,400	\$283,290,631	\$7,861,603	\$314,329,045	\$213,356,675	\$7,585,719	\$160,791,998
Y4M6	Dec-15	\$11,105,799	\$403,447,752	\$10,451,609	\$406,732,923	101%	\$7,761,877	\$291,052,508	\$5,714,662	\$320,043,707	\$216,531,765	\$6,855,323	\$167,647,321
Y4M7	Jan-16	\$8,682,876	\$412,130,628	\$9,208,725	\$415,941,647	101%	\$7,221,228	\$298,273,736	\$0	\$320,043,707	\$234,780,239	\$3,478,616	\$171,125,937
Y4M8	Feb-16	\$9,127,999	\$421,258,627	\$8,762,074	\$424,703,721	101%	\$5,789,978	\$304,063,714	\$0	\$320,043,707	\$240,238,325	\$5,455,574	\$176,581,511
Y4M9	Mar-16	\$9,359,268	\$430,617,895	\$10,541,430	\$435,245,151	101%	\$4,871,666	\$308,935,380	\$1,116,514	\$321,160,221	\$245,551,881	\$8,646,569	\$185,228,080
Y4M10	Apr-16	\$8,834,078	\$439,451,973	\$8,355,400	\$443,600,552	101%	\$4,316,836	\$313,252,216	\$281,352	\$321,441,573	\$250,218,074	\$9,808,134	\$195,036,214
Y4M11	May-16	\$8,992,664	\$448,444,637	\$8,632,613	\$452,233,165	101%	\$5,410,958	\$318,663,174	\$2,874,506	\$324,316,079	\$259,563,412	\$11,338,138	\$206,374,352
Y4M12	Jun-16	\$9,097,800	\$457,542,437	\$10,907,917	\$463,141,081	101%	\$5,325,970	\$323,989,144	\$3,794,842	\$328,110,922	\$281,123,129	\$976,149	\$207,350,501
Y5M1	Jul-16	\$8,977,195	\$466,519,632	\$10,986,369	\$474,127,451	102%	\$8,398,495	\$332,387,639	\$13,080,605	\$341,191,526	\$283,835,079	\$3,846,873	\$211,197,375
Y5M2	Aug-16	\$9,324,922	\$475,844,554	\$8,881,886	\$483,009,337	102%	\$4,563,026	\$336,950,665	\$2,859,061	\$344,050,587	\$291,307,936	\$10,557,660	\$221,755,035
Y5M3	Sep-16	\$9,180,808	\$485,025,362	\$8,966,615	\$491,975,952	101%	\$3,794,770	\$340,745,435	\$2,173,587	\$346,224,174	\$292,108,996	\$4,522,995	\$226,278,030
Y5M4	Oct-16	\$9,012,588	\$494,037,950	\$8,643,180	\$500,619,131	101%	\$4,245,077	\$344,990,512	\$57,289	\$346,281,463	\$292,489,729	\$8,279,777	\$234,557,807
Y5M5	Nov-16	\$8,873,990	\$502,911,941	\$8,569,599	\$509,188,730	101%	\$4,656,655	\$349,647,167	\$382,495	\$346,663,958	\$296,466,030	\$5,661,353	\$240,219,160
Y5M6	Dec-16	\$11,105,799	\$514,017,740	\$10,461,803	\$519,650,534	101%	\$6,127,512	\$355,774,679	\$2,952,442	\$349,616,400	\$301,575,809	\$3,948,102	\$244,167,262
Y5M7	Jan-17	\$8,682,876	\$522,700,616	\$8,160,249	\$527,810,783	101%	\$5,884,374	\$361,659,053	\$3,259,782	\$352,876,182	\$305,140,401	\$7,399,390	\$251,566,652
TOTALS			\$522,700,616		\$527,810,783		\$496,000,000				\$305,140,401		\$251,566,652

** NOTE: Planned Obligations are currently showing to exceed Planned Funding by \$1.8M due to a pending budget reallocation for project 720-422.

2. **Glossary of Construction & CIP Terms**

This section is located on the E-SPLOST Monthly Status Report section of the DeKalb County School District website.

<http://www.dekalb.k12.ga.us/operations/monthly-status-report/>

This page is intentionally left blank

Capital Improvement Program 2012 - 2017



AECOM





AECOM



C · E · R · M

