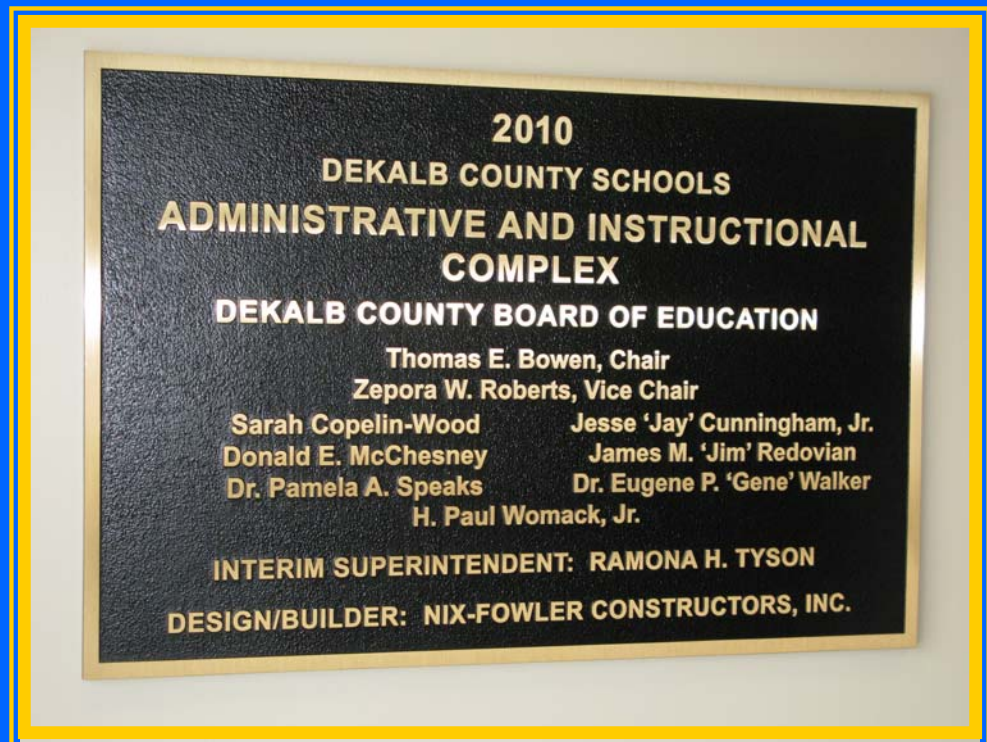


March 2011



Capital Improvements Team Progress & Status Report

DeKalb County School System



Administrative and Instructional Complex

Monthly Status Report

SPLOST III Capital Improvement Program

March 2011



Table of Contents

1. Executive Summary
2. SPLOST III Funding
3. Program Financial Summary
4. Project Financial Summary
5. Project Status by Phase
6. Program Change Order Details
7. Local School Priority Request Projects
8. Site Improvement Projects
9. Program Master Schedule
10. Project Detail Status
11. Project Bid List
12. Budget Reallocations Approved This Period

Glossary of Construction and CIP Terms

This glossary lists some of the terms used throughout construction and the capital improvement program.

<p>ADA The Americans with Disabilities Act gives civil rights protection to individuals with disabilities similar to those provided to individuals on the basis of race, color, sex, national origin, age, and religion. It guarantees equal opportunity for individuals with disabilities in public accommodations, employment, transportation, state and local government services, and telecommunications.</p>	<p>Change Order A written document authorizing a change in the work or an adjustment in the contract sum or the contract time. A change order may be signed by the architect or engineer, provided they have written authority from the owner for such procedure and that a copy of such written authority is furnished to the contractor upon request. The contract sum and the contract time may be changed only by change order. A change order may be in the form of additional compensation or time; or less compensation or time known as a Deduction (from the contract) the amount deducted from the contract sum by change order.</p>
<p>Addendum (Addenda) Written information adding to, clarifying or modifying the bidding documents. An addendum is generally issued by the owner to the contractor during the bidding process and as such, addenda are intended to become part of the contract documents when the construction contract is executed.</p>	<p>Facility or Site Analysis A visual inspection of a building and on-site improvements for functional or physical deterioration; prepare optional Replacement Cost Estimate for making recommendations to improve functional and physical deficiencies to increase market value; AND/OR prepare a Reserve Study over five (5) years to increase Net Operating Income (NOD) for the facility.</p>
<p>Alternate Bid Amount stated in the bid to be added or deducted from the base bid amount proposed for alternate materials and/or methods of construction.</p>	<p>General Conditions A written portion of the contract documents set forth by the owner stipulating the contractor's minimum acceptable performance requirements including the rights, responsibilities and relationships of the parties involved in the performance of the contract. General conditions are usually included in the book of specifications but are sometimes found in the architectural drawings.</p>
<p>Application for Payment Contractor's written request for payment for completed portions of the work and, for materials delivered or stored and properly labeled for the respective project.</p>	<p>Indirect Cost (or expense) A contractor's or consultant's overhead expense; expenses indirectly incurred and not chargeable to a specific project or task. The terms indirect costs and soft costs are synonymous.</p>
<p>BAFO Best And Final Offer. During contract negotiations, this is a term used to describe quote submissions from vendors to the project owner.</p>	<p>Lump Sum Contract A written contract between the owner and contractor wherein the owner agrees to pay the contractor a specified sum of money for completing a scope of work consisting of a variety of unspecified items or work.</p>
<p>Bid An offer or proposal of a price, including the amount offered or proposed.</p>	<p>Plans A term used to represent all drawings including sections and details; and any supplemental drawings for complete execution of a specific project.</p>
<p>Bid Form A standard written form furnished to all bidders for the purpose of obtaining the requested information and required signatures from the authorized bidding representatives.</p>	<p>Preliminary Drawings The drawings that precede the final approved drawings. Usually these drawings are stamped or titled "PRELIMINARY"; and the "PRELIMINARY" is removed from the drawings upon being reviewed and approved by the owner</p>
<p>Bid Opening The actual process of opening and tabulating bids submitted within the prescribed bid date/time and conforming with the bid procedures. A Bid Opening can be open (where the bidders are permitted to attend) or closed (where the bidders are not permitted to attend).</p>	<p>Pre-qualification of prospective bidders A screening process wherein the owner or his/her appointed representative gathers background information from a contractor or construction professional for selection purposes. Qualifying considerations include competence, integrity, dependability, responsiveness, bonding rate, bonding capacity, work on hand, similar project experience, and other specific owner requirements</p>
<p>Bid Price The stipulated sum stated in the bidder's bid.</p>	<p>Building Process A term used to express every step of a construction project from the conception to final acceptance and occupancy.</p>

Glossary of Construction and CIP Terms

R.F.I. An abbreviation for Request for Information. A written request from a contractor to the owner or architect for clarification or information about the contract documents following contract award.	Sub An abbreviation for Subcontractor.
RFP 1. An abbreviation for Request for Proposal. 2. A written request from the requestor (usually the owner or a contractor) to a contractor, design professional or subcontractor for an estimate or cost proposal. The RFP usually contains a specific scope of work.	Subcontract A written form of agreement between the prime or main contractor and another contractor or supplier for the satisfactory performance of services or delivery of material as set forth in the plans and specifications for a specific project.
Safety Report The Occupational Safety and Health Act of 1970 clearly states the common goal of safe and healthful working conditions. A Safety Report is prepared following a regularly scheduled project safety inspection of the specific project.	Subcontractor A qualified subordinate contractor to the prime or main contractor.
Schedule of Values A statement furnished by the contractor to the architect or engineer reflecting the portions of the contract sum allotted for the various parts of the work and used as the basis for reviewing the contractor's applications for progress payments.	TM An abbreviation for a contracting method called Time and Materials. A written agreement between the owner and the contractor wherein payment is based on the contractor's actual cost for labor, equipment, materials, and services plus a fixed add-on amount to cover the contractor's overhead and profit.
Schematic A preliminary sketch or diagram representing the proposed intent of the designer.	Unit Price Contract A written contract wherein the owner agrees to pay the contractor a specified amount of money for each unit of work successfully completed as set forth in the contract.
Schematic Design Phase The first phase of the architect's basic services in which the architect consults with the owner to ascertain the requirements of the project and prepares schematic design studies consisting of drawings and other documents showing the scale and project components for the owner's approval.	Variance This report uses the term variance to indicate the calculation of the current budget less the forecasted cost at completion. A positive variance amount does not indicate that funds are available for use on additional projects. The original scope of work must be completed before funds can be reallocated.
Scheme A chart, a diagram, or an outline of a system being proposed.. An orderly combination of related construction systems and components for a specific project or purpose.	Zoning Restrictions of areas or regions of land within specific geographical areas based on permitted building size, character, and uses as established by governing urban authorities.
Scope of Work A written range of view or action; outlook; hence, room for the exercise of faculties or function; capacity for achievement; all in connection with a designated project.	Zoning Permit A document issued by a governing urban authority permitting land to be used for a specific purpose.
Special Conditions A section of the conditions of the contract, other than the General Conditions and Supplementary Conditions, which may be prepared for a particular project. Specific clauses setting forth conditions or requirements peculiar to the project under consideration, and covering work or materials involved in the proposal and estimate, but not satisfactorily covered by the General Conditions. (See General Conditions)	
Structural Design A term used to represent the proportioning of structural members to carry loads in a building structure.	

Glossary of Construction and CIP Terms

Construction Delivery Methods

Design/Bid/Build

Under this traditional method, an architectural firm is hired and serves as the owner's agent. Although the firm may have numerous responsibilities, including the selection of consultants, its primary responsibility is to provide and oversee the design and construction documents for the project. As the design progresses, cost estimates are periodically prepared by the architectural firm and external cost estimators. Once the construction documents and specifications are completely finished, and other requirements of the owner have been met, the project is bid and subsequently awarded to the Bidder whose bid is the lowest responsive responsible bid.

Design/Propose/Build

Under this traditional method, an architectural firm is hired and serves as the owner's agent. Although the firm may have numerous responsibilities, including the selection of consultants, its primary responsibility is to provide and oversee the design and construction documents for the project. As the design progresses, cost estimates are periodically prepared by the architectural firm and external cost estimators. Once the construction documents and specifications are completely finished, and other requirements of the owner have been met, the project is solicited as a Request for Proposals and subsequently awarded to the Offeror whose proposal is most advantageous to the Board of Education.

Construction Manager at Risk

This system of delivery is similar to that of Design/Bid/Build with three key differences. First, a construction manager is hired during the preconstruction phase to manage the construction process, including the selection of subcontractors. Second, through coordination between the architect and construction manager, the design and construction phases can be overlapped thereby expediting the delivery process. Third, the construction manager, who is responsible for quality control, scheduling and the estimate of construction costs, provides a guaranteed maximum price for the project.

Design/Build

Rather than hiring an architect, under Design/Build the owner enters into a contract with a single firm with design and building capabilities or a construction entity that employs the architect as a consultant. As with the aforementioned delivery system, a guaranteed maximum price for the entire project may be provided, construction management techniques to overlap design and construction phases are utilized, and the overall project delivery is expedited.

CIP Project Phase Descriptions

Planning Programming

The research and decision-making process that identifies the scope of work to be designed.

Design

This phase consists of the development. Detail scope, program requirements, budgets, and schedules are developed.

Procurement

This is the phase where architectural and/or general contractor services are procured for a project. It may involve the RFP, bidding, award, contract review, and contract execution activities.

Construction

Construction begins once the project has been awarded to the contractor.

Close-out

The final inspection, submission of necessary documentation, acceptance, and concluding payment on a construction project, as required by the contract documents.

Completed

All design, construction, and close-out requirements for the project have been completed and accepted by the owner.

On-Going SPLOST Activity

This phase relates to activities within the CIP that are on-going throughout the length of the program. These projects are generally supporting activities.

On Hold

A project is placed on hold when the detailed scope, budget, or necessity may need to be further defined.

Deemed Unnecessary

A project within the CIP may be deemed unnecessary in situations where the project may have already been completed using other funds, the project may have been incorporated into larger construction projects, or the project may no longer be required due to current applicability.

Executive Summary March 2011

This report summarizes the DeKalb County School System's SPLOST III Capital Improvement Program through March 2011. Sales tax revenue collections are ahead of the estimated schedule. Over 74% of the total projects within the program are under construction, in close-out, or completed. Several projects are on hold and deemed unnecessary pending the project's current applicability and necessity.

School Design Highlights


For the new Chamblee High School, a mandatory pre-proposal conference and site visit was held on March 9, 2011. Responses to the RFP were received on March 22, 2011. A recommendation for contract award will be taken to the April BOE meeting. The kick off meeting with the Community Review Committee was held on March 17, 2011. The preliminary program for the proposed new facility was received from the A/E on March 17, 2011.

School Construction Highlights

The Dunwoody HS renovation and addition project has completed the existing interior renovation and third floor addition. The auditorium addition is approximately 50% complete with an anticipated completion of mid April. Exterior landscaping was completed by the end of March. Roofing projects are under construction at Woodridge ES, Snapfinger ES, Glen Haven ES, Flat Shoals ES, and Allgood ES.



Snapfinger Elementary



Glen Haven Elementary



Woodridge Elementary

Revenue Status	
Sales tax receipts are 13% ahead of schedule. This has allowed projects to start on time, and some projects have been moved ahead of schedule.	
Budgeted Receipts:	\$319,559,364
Actual Receipts:	\$353,033,218
Percent Collected:	110%

Expenditures Status	
The Monthly CIP expenditures are anticipated at \$9.5 million per month for the 2011 calendar year. This will have the CIP anticipated total expenditures at 75% complete by the end of 2011 calendar year.	
CIP Current Budget:	\$513,469,963
Committed Costs:	\$389,698,001 76% of Budget
Expenditures:	\$287,546,199 74% of Committed

Program Status			
Project Phase	No. of Projects	Current Budget	% Budget
Planning & Programming	5	\$2,257,372	0%
Design	14	\$54,654,542	11%
Procurement	7	\$10,344,608	2%
Construction	28	\$78,947,895	15%
Close-out	20	\$181,648,175	35%
Completed	100	\$26,909,611	5%
On-Going SPLOST Activity	10	\$146,022,519	28%
On Hold	10	\$12,300,862	2%
Deemed Unnecessary	5	\$384,379	0%
Total Projects:	199	\$513,469,963	100%

SPLOST III Funding

The sales tax collections through March 2011 are: \$353,033,218
 Expenditures through this time period are: \$287,546,199

Month	Planned SPLOST III		Budgeted SPLOST III		Actual SPLOST III		% Collected	
	Month	Total	Month	Total	Month	Total	Month	Total
Sep-2007	\$7,812,349	\$7,812,349	\$7,252,445	\$7,252,445	\$9,677,573	\$9,677,573	133%	\$1,903,425
Oct-2007	\$7,272,688	\$15,085,037	\$6,751,460	\$14,003,905	\$8,864,435	\$18,542,008	131%	\$1,538,795
Nov-2007	\$8,281,590	\$23,366,627	\$7,688,056	\$21,691,961	\$9,320,988	\$27,862,996	121%	\$3,245,292
Dec-2007	\$7,607,096	\$30,973,723	\$7,061,901	\$28,753,862	\$8,718,808	\$36,581,804	123%	\$0
Jan-2008	\$7,330,325	\$38,304,048	\$6,804,966	\$35,558,828	\$7,890,547	\$44,472,351	116%	\$146,651
Feb-2008	\$8,373,407	\$46,677,455	\$7,773,293	\$43,332,121	\$9,359,571	\$53,831,921	120%	\$1,017,361
Mar-2008	\$7,132,517	\$53,809,972	\$6,621,335	\$49,953,456	\$7,257,907	\$61,089,829	110%	\$7,995,081
Apr-2008	\$7,258,039	\$61,068,011	\$6,737,870	\$56,691,326	\$8,353,056	\$69,442,885	124%	\$1,757,340
May-2008	\$7,613,063	\$68,681,074	\$7,067,450	\$63,758,776	\$9,267,949	\$78,710,834	131%	\$1,699,434
Jun-2008	\$7,008,504	\$75,689,577	\$6,506,218	\$70,264,994	\$8,234,794	\$86,945,628	127%	\$2,409,549
Jul-2008	\$7,598,540	\$83,288,117	\$7,053,968	\$77,318,961	\$8,672,457	\$95,618,085	123%	\$1,931,931
Aug-2008	\$7,491,002	\$90,779,119	\$6,954,137	\$84,273,098	\$8,948,874	\$104,566,960	129%	\$1,299,062
Sep-2008	\$7,098,858	\$97,877,977	\$6,590,097	\$90,863,195	\$8,386,971	\$112,953,930	127%	\$4,134,080
Oct-2008	\$7,848,961	\$105,726,938	\$7,286,441	\$98,149,637	\$7,867,280	\$120,821,210	108%	\$8,752,959
Nov-2008	\$8,347,491	\$114,074,429	\$7,749,243	\$105,898,880	\$8,715,533	\$129,536,743	112%	\$3,725,225
Dec-2008	\$7,384,236	\$121,458,665	\$6,855,022	\$112,753,902	\$7,334,293	\$136,871,036	107%	\$3,611,719
Jan-2009	\$6,724,043	\$128,182,708	\$6,242,145	\$118,996,047	\$7,081,202	\$143,952,238	113%	\$10,521,547
Feb-2009	\$7,898,155	\$136,080,863	\$7,332,110	\$126,328,157	\$9,615,637	\$153,567,875	131%	\$11,813,289
Mar-2009	\$8,171,613	\$144,252,476	\$7,585,969	\$133,914,126	\$7,626,335	\$161,194,210	101%	\$5,930,732
Apr-2009	\$7,588,292	\$151,840,768	\$7,044,455	\$140,958,581	\$6,301,644	\$167,495,854	89%	\$5,137,218
May-2009	\$7,836,977	\$159,677,745	\$7,275,316	\$148,233,897	\$10,522,040	\$178,017,894	145%	\$6,423,112
Jun-2009	\$8,222,776	\$167,900,521	\$7,633,466	\$155,867,363	\$6,920,940	\$184,938,834	91%	\$18,363,813
Jul-2009	\$8,566,685	\$176,467,206	\$7,952,728	\$163,820,091	\$7,767,185	\$192,706,019	98%	\$4,705,022
Aug-2009	\$7,688,824	\$184,156,030	\$7,137,782	\$170,957,873	\$7,765,507	\$200,471,526	109%	\$3,667,502
Sep-2009	\$8,162,173	\$192,318,203	\$7,577,206	\$178,535,079	\$8,737,095	\$209,208,621	115%	\$11,876,071
Oct-2009	\$8,113,089	\$200,431,292	\$7,531,640	\$186,066,719	\$7,606,358	\$216,814,979	101%	\$11,302,080
Nov-2009	\$8,069,241	\$208,500,533	\$7,490,934	\$193,557,654	\$7,596,451	\$224,411,430	101%	\$10,050,977
Dec-2009	\$7,495,031	\$215,995,563	\$6,957,877	\$200,515,530	\$7,279,638	\$231,691,068	105%	\$8,609,631
Jan-2010	\$7,616,512	\$223,612,076	\$7,070,652	\$207,586,183	\$8,386,392	\$240,077,460	119%	\$7,351,970
Feb-2010	\$8,871,402	\$232,483,478	\$8,235,606	\$215,821,789	\$8,398,966	\$248,476,426	102%	\$1,085,734
Mar-2010	\$8,045,821	\$240,529,298	\$7,469,193	\$223,290,982	\$7,992,823	\$256,469,250	107%	\$6,083,347
Apr-2010	\$8,282,658	\$248,811,956	\$7,689,057	\$230,980,038	\$8,281,221	\$264,750,471	108%	\$9,365,229
								Total
								\$1,903,425
								\$3,442,220
								\$6,687,512
								\$6,687,512
								\$6,834,163
								\$7,851,524
								\$15,846,605
								\$17,603,945
								\$19,303,379
								\$21,712,928
								\$23,644,859
								\$24,943,921
								\$29,078,002
								\$37,830,961
								\$41,556,186
								\$45,167,905
								\$55,689,451
								\$67,502,741
								\$73,433,472
								\$78,570,690
								\$84,993,802
								\$103,357,615
								\$108,062,637
								\$111,730,139
								\$123,606,210
								\$134,908,290
								\$144,959,267
								\$153,568,898
								\$160,920,868
								\$162,006,602
								\$168,089,948
								\$177,455,178

SPLOST III Funding

The sales tax collections through March 2011 are: \$353,033,218
 Expenditures through this time period are: \$287,546,199

Month	Planned SPLOST III		Budgeted SPLOST III		Actual SPLOST III		% Collected	
	Month	Total	Month	Total	Month	Total	Month	Total
May-2010	\$8,269,952	\$257,081,908	\$7,677,261	\$238,657,299	\$7,650,002	\$272,400,473	100%	114%
Jun-2010	\$8,661,111	\$265,743,019	\$8,040,386	\$246,697,685	\$8,389,540	\$280,790,013	104%	114%
Jul-2010	\$8,255,996	\$273,999,014	\$7,664,305	\$254,361,990	\$7,643,256	\$288,433,269	100%	113%
Aug-2010	\$8,240,993	\$282,240,007	\$7,650,377	\$262,012,368	\$7,976,221	\$296,409,490	104%	113%
Sep-2010	\$8,342,170	\$290,582,178	\$7,744,304	\$269,756,671	\$8,546,697	\$304,956,187	110%	113%
Oct-2010	\$9,322,599	\$299,904,777	\$8,654,467	\$278,411,138	\$7,871,571	\$312,827,758	91%	112%
Nov-2010	\$8,644,081	\$308,548,858	\$8,024,577	\$286,435,715	\$7,884,395	\$320,712,153	98%	112%
Dec-2010	\$7,834,072	\$316,382,930	\$7,272,620	\$293,708,335	\$7,397,636	\$328,109,789	102%	112%
Jan-2011	\$8,345,683	\$324,728,613	\$7,747,565	\$301,455,900	\$9,428,375	\$337,538,164	122%	112%
Feb-2011	\$10,134,573	\$334,863,186	\$9,408,249	\$310,864,149	\$7,474,784	\$345,012,947	79%	111%
Mar-2011	\$9,366,493	\$344,229,679	\$8,695,215	\$319,559,364	\$8,020,271	\$353,033,218	92%	110%
Apr-2011	\$9,377,000	\$353,606,679	\$8,704,969	\$328,264,332				
May-2011	\$9,031,024	\$362,637,703	\$8,383,788	\$336,648,121				
Jun-2011	\$8,351,729	\$370,989,431	\$7,753,177	\$344,401,298				
Jul-2011	\$8,874,946	\$379,864,377	\$8,238,896	\$352,640,194				
Aug-2011	\$9,591,730	\$389,456,107	\$8,904,310	\$361,544,504				
Sep-2011	\$10,029,208	\$399,485,315	\$9,310,435	\$370,854,939				
Oct-2011	\$9,879,504	\$409,364,820	\$9,171,460	\$380,026,399				
Nov-2011	\$11,373,160	\$420,737,980	\$10,558,069	\$390,584,468				
Dec-2011	\$6,909,225	\$427,647,205	\$6,414,054	\$396,998,522				
Jan-2012	\$8,372,755	\$436,019,960	\$7,772,696	\$404,771,218				
Feb-2012	\$10,052,757	\$446,072,717	\$9,332,296	\$414,103,514				
Mar-2012	\$9,109,914	\$455,182,631	\$8,457,025	\$422,560,539				
Apr-2012	\$8,948,472	\$464,131,103	\$8,307,153	\$430,867,692				
May-2012	\$8,672,337	\$472,803,440	\$8,050,808	\$438,918,500				
Jun-2012	\$10,361,622	\$483,165,062	\$9,619,025	\$448,537,525				
Jul-2012	\$10,037,552	\$493,202,614	\$9,318,181	\$457,855,706				
Aug-2012	\$8,773,040	\$501,975,654	\$8,144,294	\$466,000,000				

Month	SPLOST III Actual Expenditures	
	Month	Total
May-2010	\$5,166,802	\$182,621,980
Jun-2010	\$27,778,632	\$210,400,612
Jul-2010	\$1,125,087	\$211,525,699
Aug-2010	\$11,693,428	\$223,219,127
Sep-2010	\$11,389,858	\$234,608,985
Oct-2010	\$17,039,127	\$251,648,112
Nov-2010	\$11,555,004	\$263,203,116
Dec-2010	\$12,543,023	\$275,746,138
Jan-2011	\$7,279,981	\$283,026,119
Feb-2011	\$4,520,080	\$287,546,199
Mar-2011		
Apr-2011		
May-2011		
Jun-2011		
Jul-2011		
Aug-2011		
Sep-2011		
Oct-2011		
Nov-2011		
Dec-2011		
Jan-2012		
Feb-2012		
Mar-2012		
Apr-2012		
May-2012		
Jun-2012		
Jul-2012		
Aug-2012		

Program Financial Summary

Budget Category	Current Budget	Original Contract	Executed Change Orders	Current Contract	Paid To Date	Contract Balance	Approved CORs	Current Contract Plus CORs	Uncommitted
CIT Managed									
Architect/Engineer	\$16,675,325	\$13,101,543	\$1,718,086	\$14,819,629	\$9,133,338	\$5,686,291	\$20,254	\$14,839,883	\$176,818
Surveying	\$774,771	\$443,043		\$443,043	\$412,780	\$30,263			\$40,353
Construction Testing	\$1,750,087	\$879,313	\$24,554	\$903,867	\$818,987	\$84,880			\$175,009
Abatement	\$1,636,211	\$988,419		\$988,419	\$920,046	\$68,373			\$444,242
Other Consultants	\$2,915,839	\$2,216,043	\$2,477	\$2,218,520	\$907,698	\$1,310,822	\$1,500	\$2,220,020	\$118,369
Management Fees	\$15,374,724	\$15,374,724		\$15,374,724	\$13,142,009	\$2,232,715			
Construction	\$293,576,181	\$201,571,119	\$29,299,068	\$230,870,187	\$185,568,183	\$45,302,004	\$1,227,709	\$232,097,896	\$5,086,823
Construction Infrastructure	\$1,381,200	\$62,345		\$62,345	\$0	\$62,345			\$158,713
Miscellaneous	\$59,172,827	\$56,153,438		\$56,153,438	\$570,427	\$55,583,011			\$451,241
Security	\$1,660,991	\$1,033,850		\$1,033,850	\$885,374	\$148,476			(\$58,085)
Utilities	\$1,648,510	\$137,389		\$137,389	\$42,556	\$94,833	\$35,000	\$172,389	\$142,826
Moving / Relocation	\$3,014,105	\$1,448,949		\$1,448,949	\$1,364,305	\$84,644	\$5,313	\$1,454,262	\$76,417
Trailers	\$852,756	\$285,481		\$285,481	\$245,222	\$40,259			\$106,165
Contingency	\$38,489,207	\$10,640,000		\$10,640,000	\$0	\$10,640,000			\$23,706,953
CIT Managed	\$438,922,734	\$304,335,656	\$31,044,185	\$335,379,841	\$214,010,925	\$121,368,916	\$1,289,776	\$336,669,617	\$30,625,844
DCSS Managed									
Land	\$2,785,085	\$285,084		\$285,084	\$285,084	\$0			\$2
FF&E	\$13,640,138	\$8,531,061		\$8,531,061	\$8,400,965	\$130,096			\$434,053
Technology	\$46,122,006	\$32,224,008		\$32,224,008	\$32,041,569	\$182,439			\$8,844,494
Transportation	\$12,000,000	\$11,988,231		\$11,988,231	\$11,988,231	\$0			\$11,769
DCSS Managed	\$74,547,229	\$53,028,384		\$53,028,384	\$52,715,849	\$312,535			\$9,290,318
Grand Total	\$513,469,963	\$357,364,040	\$31,044,185	\$388,408,225	\$266,726,774	\$121,681,451	\$1,289,776	\$389,698,001	\$39,916,162

SPLOST III Capital Improvement Program

Monthly Status Report

Project Financial Summary

Budget Category	Project Number	Current Budget	Original Contract	Executed Change Orders	Current Contract	Paid To Date	Contract Balance	Approved CORS	Current Contract Plus CORS	Uncommitted
ADA Group A- Main Project	421-301	\$83,298	\$91,389	\$0	\$91,389	\$92,181	(\$792)	\$0	\$91,389	(\$8,091)
ADA Group A-2A	421-301-021	\$560,084	\$533,490	\$23,284	\$556,774	\$565,339	(\$8,565)	\$0	\$556,774	\$3,310
ADA Group A-2B	421-301-022	\$678,336	\$650,000	\$28,336	\$678,336	\$414,115	\$264,221	\$0	\$678,336	\$0
ADA Group B- Main Project	421-302	\$510,448	\$1,935	\$0	\$1,935	\$1,935	\$0	\$0	\$1,935	\$508,513
ADA Group B-1	421-302-001	\$496,000	\$495,645	\$0	\$495,645	\$311,539	\$184,106	\$2,604	\$498,249	(\$2,249)
ADA Group B-2	421-302-002	\$407,299	\$388,199	(\$23,231)	\$364,968	\$62,443	\$302,525	\$0	\$364,968	\$42,331
ADA Group B-3	421-302-003	\$0	\$0	\$0	\$0	\$0	\$0	\$0	\$0	\$0
ADA Group C- Main Project	421-303	\$1,023,071	\$59,864	\$0	\$59,864	\$56,701	\$3,163	\$0	\$59,864	\$963,207
ADA Group D	421-304	\$337,051	\$2,343	\$0	\$2,343	\$0	\$2,343	\$0	\$2,343	\$334,708
ADA Group E	421-305	\$427,202	\$0	\$0	\$0	\$0	\$0	\$0	\$0	\$396,272
AIC	421-124	\$31,824,966	\$26,979,837	\$4,098,276	\$31,078,113	\$30,914,264	\$163,849	\$47,661	\$31,125,774	\$19
Allgood ES - ADA	421-301-010	\$32,556	\$32,556	\$0	\$32,556	\$32,556	\$0	\$0	\$32,556	\$0
Allgood ES - Roof	421-217	\$585,240	\$448,759	\$97	\$449,356	\$404,779	\$44,577	\$24,706	\$474,062	(\$24)
Allgood ES- Kitchen	421-341-043	\$400,000	\$0	\$0	\$0	\$0	\$0	\$0	\$0	\$400,000
Ashford Park ES - ADA	421-301-007	\$54,200	\$44,924	\$0	\$44,924	\$0	\$44,924	\$0	\$44,924	\$9,276
Atherton ES- Chiller Replacement	421-341-022	\$123,176	\$118,336	\$4,840	\$123,176	\$123,176	\$0	\$0	\$123,176	\$0
Avondale ES - ADA	421-301-005	\$22,406	\$22,406	\$0	\$22,406	\$22,406	\$0	\$0	\$22,406	\$0
Avondale ES - Roof	421-209	\$578,746	\$596,221	(\$17,475)	\$578,746	\$578,379	\$367	\$0	\$578,746	\$0
Avondale HS- Renovations	421-123-002	\$4,480,700	\$247,856	\$49,566	\$297,422	\$99,213	\$198,209	\$0	\$297,422	\$8
Basin Heaters	421-321-014	\$345,500	\$345,500	\$0	\$345,500	\$345,500	\$0	\$0	\$345,500	\$0
Bob Mathis ES - ADA	421-301-001	\$22,299	\$22,299	\$0	\$22,299	\$22,299	\$0	\$0	\$22,299	\$0
Brockett ES - Make-up Air Units	421-320-001	\$94,030	\$94,030	\$0	\$94,030	\$94,030	\$0	\$0	\$94,030	\$0
Bulk Purchase - Plumbing Fixtures	421-322-001	\$2,043,950	\$869,352	\$40,625	\$909,978	\$353,248	\$556,730	\$0	\$909,978	(\$51,864)
Bulk Purchase- Ceiling Tile and Grid	421-600-002	\$0	\$0	\$0	\$0	\$0	\$0	\$0	\$0	\$0
Bulk Purchase- Fixed Audience Seating	421-600-006	\$0	\$0	\$0	\$0	\$0	\$0	\$0	\$0	\$0
Bulk Purchase- Metal Lockers	421-600-003	\$0	\$0	\$0	\$0	\$0	\$0	\$0	\$0	\$0
Bulk Purchase- Theatrical Lighting & Sound Syst	421-600-004	\$0	\$0	\$0	\$0	\$0	\$0	\$0	\$0	\$0
Bulk Purchasing- Lighting	421-600-005	\$0	\$0	\$0	\$0	\$0	\$0	\$0	\$0	\$0
Buses 1	421-401	\$3,479,453	\$3,479,453	\$0	\$3,479,453	\$3,479,453	\$0	\$0	\$3,479,453	\$0
Buses 2	421-402	\$4,520,547	\$4,524,398	\$0	\$4,524,398	\$4,524,398	\$0	\$0	\$4,524,398	(\$3,851)
Buses 3	421-403	\$4,000,000	\$3,984,380	\$0	\$3,984,380	\$3,984,380	\$0	\$0	\$3,984,380	\$15,620
Capital Improvement Team Compensation	421-650	\$15,374,724	\$15,374,724	\$0	\$15,374,724	\$13,142,009	\$2,232,715	\$0	\$15,374,724	\$0

SPLOST III Capital Improvement Program

Monthly Status Report

Project Financial Summary

Budget Category	Project Number	Current Budget	Original Contract	Executed Change Orders	Current Contract	Paid To Date	Contract Balance	Approved CORS	Current Contract Plus CORS	Uncommitted
Carpet Replacement - Multiple Schools (LSPR 1	421-341-031	\$10,237	\$10,237	\$0	\$10,237	\$0	\$10,237	\$0	\$10,237	\$0
Carpet Replacement - Multiple Schools (LSPR 2	421-341-040	\$30,667	\$29,836	\$0	\$29,836	\$9,885	\$19,951	\$0	\$29,836	\$831
Cedar Grove HS - HVAC, Lighting, Ceiling &Ro	421-115	\$6,211,315	\$4,819,190	\$288,741	\$5,107,931	\$4,132,528	\$975,403	\$41,066	\$5,148,997	\$702,318
Chamblee Charter HS - Lockers	421-341-014	\$50,000	\$43,457	\$0	\$43,457	\$0	\$43,457	\$0	\$43,457	\$6,543
Chamblee HS - New Replacement High School	421-117	\$11,152,507	\$2,981,623	\$0	\$2,981,623	\$56,237	\$2,925,386	\$1,500	\$2,983,123	(\$7,566)
Chamblee MS - Roof	421-226	\$83,683	\$0	\$0	\$0	\$0	\$0	\$0	\$0	\$83,683
Chamblee MS - Sound Panels	421-341-050	\$27,500	\$38,900	\$0	\$38,900	\$38,900	\$0	\$0	\$38,900	(\$11,400)
Chamblee MS- Mirror	421-341-049	\$960	\$960	\$0	\$960	\$960	\$0	\$0	\$960	\$0
Chamblee MS- Painting	421-341-042	\$145,000	\$9,135	\$0	\$9,135	\$0	\$9,135	\$0	\$9,135	\$135,865
Champion MS - ADA	421-301-020	\$15,362	\$0	\$0	\$0	\$0	\$0	\$0	\$0	\$15,362
Champion Theme MS - Roof	421-208	\$382,342	\$382,342	\$0	\$382,342	\$210,394	\$171,948	\$0	\$382,342	\$0
Champion Theme MS- Chiller Replacement	421-341-010	\$47,539	\$38,464	\$9,075	\$47,539	\$47,539	\$0	\$0	\$47,539	\$0
Chapel Hill ES- Chiller Replacement	421-341-009	\$69,964	\$69,964	\$0	\$69,964	\$69,964	\$0	\$0	\$69,964	\$0
Chapel Hill MS- Ceiling Tiles & Site Work	421-341-028	\$240,275	\$275	\$0	\$275	\$262	\$13	\$0	\$275	\$240,000
Chapel Hill MS- Track & Tennis Court	421-341-051	\$243,956	\$237,142	\$18,380	\$255,522	\$255,522	\$0	\$0	\$255,522	(\$11,566)
Chesnut Charter ES - ADA	421-303-002	\$448,179	\$417,642	\$26,137	\$443,779	\$442,329	\$1,450	\$0	\$443,779	\$4,400
Chesnut Charter ES- Basketball Court Replaceme	421-322-004	\$52,957	\$52,957	\$0	\$52,957	\$4,980	\$47,977	\$0	\$52,957	\$0
Clarkston Center - Roof	421-207	\$0	\$0	\$0	\$0	\$6,333	(\$6,333)	\$0	\$0	\$0
Clarkston HS - Renovation & Addition	421-118	\$12,275,194	\$9,602,245	\$669,672	\$10,271,917	\$2,658,833	\$7,613,084	\$310,406	\$10,582,323	(\$6,521)
CLEA 2008- Comprehensive Lighting Energy Au	421-600-001	\$98,032	\$98,032	\$0	\$98,032	\$98,032	\$0	\$0	\$98,032	\$0
Clifton ES - HVAC	421-114	\$172,792	\$172,792	\$0	\$172,792	\$172,792	\$0	\$0	\$172,792	\$0
Clifton ES- Ceiling Tiles	421-341-039	\$110,000	\$0	\$0	\$0	\$0	\$0	\$0	\$0	\$110,000
Columbia HS - SPLOST II Deferred	421-104	\$11,452,000	\$10,441,256	\$830,413	\$11,271,669	\$12,414,811	(\$1,143,142)	\$0	\$11,271,669	\$180,331
COPS Debr Reduction	421-001	\$66,000,000	\$66,000,000	\$0	\$66,000,000	\$0	\$66,000,000	\$0	\$66,000,000	\$0
Coralwood Diagnostic Center - Arch Improvemen	421-213	\$423,427	\$365,263	\$0	\$365,263	\$149,263	\$216,000	\$0	\$365,263	\$8,164
Cross Keys HS - Renovation & Addition	421-106	\$18,612,631	\$2,530,214	\$14,194,475	\$16,724,689	\$15,905,827	\$818,862	\$306,626	\$17,031,315	\$1,385,316
DeKalb HS of Tech North - Roof	421-221	\$0	\$0	\$0	\$0	\$0	\$0	\$0	\$0	\$0
DeKalb HS of Tech South - Roof	421-215	\$352,288	\$351,428	\$0	\$351,428	\$340,818	\$10,610	\$0	\$351,428	\$860
DeKalb International Student Center- Canopy	421-341-047	\$2,000	\$9,340	\$0	\$9,340	\$1,000	\$8,340	\$0	\$9,340	(\$7,340)
Druid Hills HS - Renovation & Addition	421-119	\$18,633,137	\$18,243,673	(\$36,854)	\$18,206,819	\$16,876,236	\$1,330,583	\$0	\$18,206,819	\$333,074
DSA Relocation to Avondale HS	421-123	\$5,348,715	\$4,634,000	\$118,869	\$4,752,869	\$4,620,987	\$131,882	\$47,317	\$4,800,186	\$529
Dunwoody HS - Renovation & Addition	421-120	\$20,530,480	\$15,831,931	\$1,908,443	\$17,740,374	\$14,835,216	\$2,905,158	\$500,686	\$18,241,060	\$49,265

SPLOST III Capital Improvement Program

Monthly Status Report

Project Financial Summary

Budget Category	Project Number	Current Budget	Original Contract	Executed Change Orders	Current Contract	Paid To Date	Contract Balance	Approved CORS	Current Contract Plus CORS	Uncommitted
Eagle Wood Academy- Replace Windows & Repa	421-321-011	\$55,435	\$55,435	\$0	\$55,435	\$55,435	\$0	\$0	\$55,435	\$0
East Campus - AIPHONE	421-341-026	\$0	\$0	\$0	\$0	\$0	\$0	\$0	\$0	\$0
Eldridge L. Miller ES - Roof	421-216	\$452,953	\$477,453	(\$24,500)	\$452,953	\$452,953	\$0	\$0	\$452,953	\$0
Emergency Generators	421-321-015	\$3,800,000	\$115,994	\$0	\$115,994	\$36,626	\$79,368	\$0	\$115,994	\$6
Emergency HVAC Work	421-101	\$4,636,397	\$4,508,266	\$26,478	\$4,534,744	\$4,474,415	\$60,329	\$0	\$4,534,744	\$653
Energy Management System Update	421-322-002	\$948,000	\$948,000	\$0	\$948,000	\$948,000	\$0	\$0	\$948,000	\$0
Evansdale ES - Roof	421-218	\$647,608	\$520,953	\$0	\$520,953	\$6,142	\$514,811	\$0	\$520,953	\$0
Facilities Assessment	421-700	\$1,770,367	\$1,770,367	\$0	\$1,770,367	\$501,571	\$1,268,796	\$0	\$1,770,367	\$0
Fairington ES- HVAC, Ceilings & Lighting	421-121	\$1,977,131	\$1,901,978	\$48,380	\$1,950,358	\$1,923,678	\$26,680	\$0	\$1,950,358	\$3,605
FF&E- LSPR 1Q09	421-341-033	\$44,379	\$44,379	\$0	\$44,379	\$44,379	\$0	\$0	\$44,379	\$0
FF&E- LSPR 2Q09	421-341-048	\$21,100	\$0	\$0	\$0	\$0	\$0	\$0	\$0	\$21,100
Flat Shoals ES - Roof	421-219	\$764,826	\$539,871	\$0	\$539,871	\$7,000	\$532,871	\$0	\$539,871	\$0
Forrest Hills ES - HVAC	421-137	\$0	\$0	\$0	\$0	\$0	\$0	\$0	\$0	\$0
General Services Main Project	421-600	\$302,149	\$193,991	\$0	\$193,991	\$187,349	\$6,642	\$0	\$193,991	\$108,158
Glen Haven ES - ADA	421-301-016	\$93,771	\$93,771	\$0	\$93,771	\$93,771	\$0	\$0	\$93,771	\$0
Glen Haven ES - Roof	421-225	\$990,000	\$629,027	\$0	\$629,027	\$361,599	\$267,428	\$0	\$629,027	\$0
Glen Haven ES - Widen Drive	421-341-032	\$131,200	\$129,802	\$0	\$129,802	\$15,670	\$114,132	\$0	\$129,802	\$1,398
Glen Haven ES- Replace Toilet Fixtures & Carpet	421-321-004	\$94,950	\$94,950	\$0	\$94,950	\$94,950	\$0	\$0	\$94,950	\$0
Gresham Park ES - ADA	421-301-017	\$80,516	\$75,886	\$4,631	\$80,517	\$80,517	\$0	\$0	\$80,517	(\$1)
Gresham Park ES- Replace carpet in Media Cente	421-320-008	\$16,947	\$16,947	\$0	\$16,947	\$8,287	\$8,660	\$0	\$16,947	\$0
Hambriek ES - HVAC	421-136	\$1,871,891	\$72,500	\$0	\$72,500	\$0	\$72,500	\$0	\$72,500	\$0
Hambriek ES - Roof	421-223	\$1,090,000	\$8,470	\$0	\$8,470	\$8,122	\$348	\$0	\$8,470	\$0
Hawthorne ES - ADA	421-303-011	\$13,750	\$13,750	\$0	\$13,750	\$0	\$13,750	\$0	\$13,750	\$0
Hawthorne ES - Roof	421-224	\$1,100,000	\$8,470	\$0	\$8,470	\$8,122	\$348	\$0	\$8,470	\$0
Henderson Mill ES - Chiller Replacement	421-341-008	\$69,228	\$69,228	\$0	\$69,228	\$69,228	\$0	\$0	\$69,228	\$0
Henderson Mill ES - New Door	421-341-034	\$0	\$0	\$0	\$0	\$0	\$0	\$0	\$0	\$0
Henderson Mill ES- Ceiling Tiles	421-341-046	\$3,911	\$3,911	\$0	\$3,911	\$3,911	\$0	\$0	\$3,911	\$0
Henderson MS- Classroom & Restroom Upgrades	421-320-002	\$128,052	\$164,715	\$0	\$164,715	\$164,715	\$0	\$0	\$164,715	(\$36,663)
Henderson MS- Gym Light Switches	421-341-013	\$6,670	\$6,670	\$0	\$6,670	\$6,670	\$0	\$0	\$6,670	\$0
Henderson MS- Hold-Opens & Toilets	421-341-052	\$75,278	\$74,800	\$0	\$74,800	\$0	\$74,800	\$0	\$74,800	\$478
Henderson MS- Repair/Replace uneven tile near r	421-320-007	\$2,985	\$2,985	\$0	\$2,985	\$2,985	\$0	\$0	\$2,985	\$0
Heritage Center - Roof	421-204	\$351,097	\$349,597	\$0	\$349,597	\$350,288	(\$691)	\$0	\$349,597	\$1,500

SPLOST III Capital Improvement Program

Monthly Status Report

Project Financial Summary

Budget Category	Project Number	Current Budget	Original Contract	Executed Change Orders	Current Contract	Paid To Date	Contract Balance	Approved CORS	Current Contract Plus CORS	Uncommitted
Hooper Alexander ES - HVAC & ADA	421-134	\$0	\$0	\$0	\$0	\$0	\$0	\$0	\$0	\$0
Huntley Hills ES - Roof	421-220	\$0	\$0	\$0	\$0	\$2,380	(\$2,380)	\$0	\$0	\$0
Huntley Hills ES- Restroom Renovations	421-321-006	\$66,767	\$66,767	\$0	\$66,767	\$66,767	\$0	\$0	\$66,767	\$0
Idlewood ES - ADA	421-301-003	\$9,611	\$9,611	\$0	\$9,611	\$9,611	\$0	\$0	\$9,611	\$0
Idlewood ES- Carpet Replacement	421-341-001	\$1,325	\$1,325	\$0	\$1,325	\$1,325	\$0	\$0	\$1,325	\$0
Idlewood ES- Parking Lots	421-321-010	\$237,201	\$237,202	\$0	\$237,202	\$237,202	\$0	\$0	\$237,202	(\$1)
Indian Creek ES - ADA	421-301-013	\$23,948	\$23,948	\$0	\$23,948	\$23,948	\$0	\$0	\$23,948	\$0
Indian Creek ES - HVAC	421-139	\$1,164,368	\$50,150	\$0	\$50,150	\$0	\$50,150	\$0	\$50,150	\$0
Kelley Lake ES - Courtyard	421-341-041	\$10,000	\$12,800	\$0	\$12,800	\$0	\$12,800	\$0	\$12,800	(\$2,800)
Kingsley Charter ES- Media Center Furniture	421-341-003	\$18,194	\$18,194	\$0	\$18,194	\$18,194	\$0	\$0	\$18,194	\$0
Kingsley ES - ADA	421-301-004	\$8,600	\$13,927	(\$5,327)	\$8,600	\$8,600	\$0	\$0	\$8,600	\$0
Kittredge Magnet ES- Chiller Replacement	421-341-020	\$99,202	\$99,202	\$0	\$99,202	\$99,202	\$0	\$0	\$99,202	\$0
Knollwood ES- HVAC & ADA	421-132	\$1,662,372	\$0	\$0	\$0	\$0	\$0	\$0	\$0	\$0
Lakeside HS - Career Tech, ADA	421-125	\$24,289,410	\$20,805,690	\$701,591	\$21,507,282	\$1,904,072	\$19,603,210	\$33,637	\$21,540,919	(\$180,308)
Lakeside HS - Natatorium	421-341-012	\$293,903	\$274,511	\$13,995	\$288,506	\$271,394	\$17,112	\$0	\$288,506	\$5,397
Land	421-107	\$11,350	\$20,350	\$0	\$20,350	\$20,350	\$0	\$0	\$20,350	(\$9,000)
Laurel Ridge ES - ADA	421-301-006	\$67,396	\$67,396	\$0	\$67,396	\$67,396	\$0	\$0	\$67,396	\$0
Laurel Ridge- Replace Parking Lot & Tennis Cou	421-321-012	\$0	\$0	\$0	\$0	\$0	\$0	\$0	\$0	\$0
Lithonia HS - Addition	421-126	\$0	\$25,488	\$0	\$25,488	\$25,488	\$0	\$0	\$25,488	(\$25,488)
Lithonia MS - Renovations	421-341-044	\$207,000	\$2,790	\$0	\$2,790	\$0	\$2,790	\$0	\$2,790	\$204,210
Lithonia MS - Security Cameras	421-341-045	\$85,982	\$85,982	\$0	\$85,982	\$100,398	(\$14,416)	\$0	\$85,982	\$0
Lithonia MS- Band Room Carpet	421-341-004	\$6,028	\$6,028	\$0	\$6,028	\$6,028	\$0	\$0	\$6,028	\$0
LSPR 1 - Main Project	421-320	\$163,176	\$165,862	\$0	\$165,862	\$165,862	\$0	\$0	\$165,862	(\$2,686)
LSPR 2 - Main Project	421-341	\$643,871	\$108,848	\$0	\$108,848	\$88,875	\$19,973	\$0	\$108,848	\$535,023
Marbut/Boutie ES- New Multi-purpse Bldg. Restr	421-321-003	\$239,039	\$232,941	\$6,098	\$239,039	\$239,039	\$0	\$0	\$239,039	\$0
Margaret Harris Center- Paving	421-321-007	\$31,232	\$31,232	\$0	\$31,232	\$31,232	\$0	\$0	\$31,232	\$0
Margaret Harris Center- Washing Machines	421-321-007D	\$9,050	\$9,050	\$0	\$9,050	\$9,050	\$0	\$0	\$9,050	\$0
Margaret Harris- Dryers	421-321-007E	\$704	\$704	\$0	\$704	\$704	\$0	\$0	\$704	\$0
Margaret Harris ES- Door Release System	421-341-005	\$6,748	\$6,748	\$0	\$6,748	\$6,748	\$0	\$0	\$6,748	\$0
Margaret Harris- Exterior Facade & RR Renovati	421-321-007B	\$326,943	\$320,440	\$6,503	\$326,943	\$326,943	\$0	\$0	\$326,943	\$0
Martin Luther King, Jr. HS - Addition	421-127	\$9,889,279	\$465,639	\$0	\$465,639	\$113,112	\$352,527	\$0	\$465,639	(\$4,765)
McLendon ES - HVAC & ADA	421-130	\$2,098,390	\$1,887,320	\$164,673	\$2,051,993	\$1,910,159	\$141,834	\$964	\$2,052,957	\$2,333

SPLOST III Capital Improvement Program

Monthly Status Report

Project Financial Summary

Budget Category	Project Number	Current Budget	Original Contract	Executed Change Orders	Current Contract	Paid To Date	Contract Balance	Approved CORS	Current Contract Plus CORS	Uncommitted
McLendon ES - Basketball Court, Paint & Blinds	421-341-030	\$0	\$0	\$0	\$0	\$0	\$0	\$0	\$0	\$0
McNair HS - SPLOST II Deferred	421-105	\$869,475	\$844,547	\$0	\$844,547	\$844,323	\$224	\$0	\$844,547	\$24,928
McNair MS - Ceiling Tile Replacement	421-341-015	\$49,058	\$49,058	\$0	\$49,058	\$49,058	\$0	\$0	\$49,058	\$0
McNair MS - Chiller Replacement	421-341-023	\$192,000	\$192,000	\$0	\$192,000	\$192,000	\$0	\$0	\$192,000	\$0
Middle School - Additional Parking Lot Lighting	421-341-038	\$200,382	\$200,382	\$0	\$200,382	\$200,382	\$0	\$0	\$200,382	\$0
Midvale ES - HVAC, Roof, ADA	421-112	\$3,070,205	\$2,935,201	\$71,919	\$3,007,120	\$2,817,580	\$189,540	\$0	\$3,007,120	\$4,102
Midway ES - Roof	421-214	\$547,056	\$556,661	(\$9,605)	\$547,056	\$547,056	\$0	\$0	\$547,056	\$0
Miller Grove HS - Addition	421-128	\$5,792,887	\$42,663	\$0	\$42,663	\$50,055	(\$7,392)	\$0	\$42,663	\$0
Modular Ramps ADA	421-303-001	\$0	\$0	\$0	\$0	\$0	\$0	\$0	\$0	\$0
Montclair ES - Chiller Replacement	421-341-021	\$170,000	\$119,602	\$1,823	\$121,425	\$121,425	\$0	\$0	\$121,425	\$48,575
Montgomery ES - HVAC	421-138	\$1,599,826	\$69,000	\$0	\$69,000	\$0	\$69,000	\$0	\$69,000	\$0
Montgomery ES - Parking Lot, underground detent	421-320-005	\$234,448	\$217,000	\$12,530	\$229,530	\$209,147	\$20,383	\$4,917	\$234,447	\$1
Murphey Candler ES - Roof	421-202	\$654,341	\$645,446	\$8,895	\$654,341	\$654,341	\$0	\$0	\$654,341	\$0
Murphey Candler ES - Carpet Replacement	421-341-002	\$0	\$0	\$0	\$0	\$0	\$0	\$0	\$0	\$0
Nancy Creek (Kittredge) ES - Roof	421-212	\$515,440	\$515,115	(\$1,875)	\$513,240	\$512,964	\$276	\$0	\$513,240	\$0
Nancy Creek ES - Parking Lot & bus loop	421-320-004	\$365,425	\$365,425	\$0	\$365,425	\$365,425	\$0	\$0	\$365,425	\$0
Narvie J Harris ES - Carpet Replacement	421-341-016	\$17,705	\$17,705	\$0	\$17,705	\$17,705	\$0	\$0	\$17,705	\$0
Oak Grove ES - Classroom Lighting	421-341-035	\$85,000	\$0	\$0	\$0	\$0	\$0	\$0	\$0	\$85,000
Oak Grove ES - Downspouts	421-321-013	\$43,331	\$43,331	\$0	\$43,331	\$43,331	\$0	\$0	\$43,331	\$0
Oak Grove ES - Exterior Lighting	421-341-029	\$75,000	\$8,925	\$0	\$8,925	\$0	\$8,925	\$0	\$8,925	\$66,075
Oak Grove ES - Paving	421-341-036	\$100,225	\$92,562	\$2,900	\$95,462	\$0	\$95,462	\$0	\$95,462	\$4,763
Panola Way ES - ADA	421-301-009	\$11,464	\$11,464	\$0	\$11,464	\$11,464	\$0	\$0	\$11,464	\$0
Program Contingency	421-900	\$22,716,950	\$0	\$0	\$0	\$0	\$0	\$0	\$0	\$22,716,950
Rainbow ES - Roof	421-203	\$370,791	\$325,178	\$46,022	\$371,200	\$371,200	\$0	\$0	\$371,200	(\$409)
Rainbow ES - Chiller Replacement	421-341-011	\$69,964	\$69,964	\$0	\$69,964	\$69,964	\$0	\$0	\$69,964	\$0
Redan HS - Roof, HVAC, Career Tech, ADA	421-111	\$11,343,479	\$8,339,192	\$251,910	\$8,591,102	\$7,194,858	\$1,396,244	\$0	\$8,591,102	\$1,982
Rockbridge ES - HVAC & ADA	421-133	\$1,671,149	\$75,229	\$0	\$75,229	\$0	\$75,229	\$0	\$75,229	\$0
Sagamore Hills ES - Roof	421-222	\$659,638	\$610,089	(\$7,731)	\$602,358	\$602,358	\$0	\$0	\$602,358	\$57,280
Sagamore Hills ES - Media Center Carpet Replace	421-341-017	\$7,142	\$7,142	\$0	\$7,142	\$7,142	\$0	\$0	\$7,142	\$0
Salem MS - Replace chalk boards w/white boards	421-320-010	\$24,406	\$24,406	\$0	\$24,406	\$24,406	\$0	\$0	\$24,406	\$0
Sam Moss Center - Paint and Carpet	421-341-019	\$67,700	\$41,904	\$0	\$41,904	\$35,486	\$6,418	\$0	\$41,904	\$25,796
Sam Moss Center - Paving Repair and Replacement	421-341-037	\$474,855	\$402,265	\$72,590	\$474,855	\$474,855	\$0	\$0	\$474,855	\$0

SPLOST III Capital Improvement Program

Monthly Status Report

Project Financial Summary

Budget Category	Project Number	Current Budget	Original Contract	Executed Change Orders	Current Contract	Paid To Date	Contract Balance	Approved CORS	Current Contract Plus CORS	Uncommitted
Sam Moss Service Center - HVAC and Roof	421-131	\$1,706,432	\$1,620,889	(\$10,678)	\$1,610,211	\$1,248,143	\$362,068	\$1,492	\$1,611,703	\$54,663
School Choice/Relocation	421-320-003	\$271,205	\$226,861	\$0	\$226,861	\$213,812	\$13,049	\$0	\$226,861	\$44,344
Security Equipment	421-341-018	\$103,978	\$207,956	\$0	\$207,956	\$103,978	\$103,978	\$0	\$207,956	(\$103,978)
Security Lighting	421-321-009	\$506,540	\$506,540	\$0	\$506,540	\$506,540	\$0	\$0	\$506,540	\$0
Security Upgrade Systems	421-341-025	\$550,000	\$550,000	\$0	\$550,000	\$535,775	\$14,225	\$0	\$550,000	\$0
Seqwoyah MS - Roof	421-205	\$1,958,812	\$1,665,152	\$34,485	\$1,699,637	\$1,504,463	\$195,174	\$0	\$1,699,637	\$4,179
Site Improvements 1 - Main Project	421-321	\$42,891	\$15,071	\$0	\$15,071	\$15,071	\$0	\$0	\$15,071	\$27,820
Site Improvements 2 - Main Project	421-322	\$62,554	\$536	\$0	\$536	\$536	\$0	\$0	\$536	\$62,018
Sky Haven ES - Roof	421-201	\$767,601	\$749,259	(\$22,701)	\$726,558	\$722,258	\$4,300	\$0	\$726,558	\$3,419
Sky Haven ES- Window Replacement	421-341-006	\$384,379	\$373,499	\$0	\$373,499	\$6,510	\$366,989	\$0	\$373,499	\$10,880
Smoke Rise ES - 20 classroom dry eraser boards	421-320-009	\$13,848	\$13,848	\$0	\$13,848	\$13,848	\$0	\$0	\$13,848	\$0
Snapfinger ES - Roof	421-210	\$732,621	\$646,718	\$0	\$646,718	\$437,922	\$208,796	\$0	\$646,718	\$0
SPLOST Audit	421-000	\$30,000	\$47,880	\$0	\$47,880	\$47,880	\$0	\$0	\$47,880	(\$17,880)
Stephenson HS- Track Field Improvements	421-321-001	\$259,658	\$259,658	\$0	\$259,658	\$259,658	\$0	\$0	\$259,658	\$0
Stephenson MS - HVAC	421-113	\$35,120	\$35,120	\$0	\$35,120	\$35,120	\$0	\$0	\$35,120	\$0
Stone Mill ES - HVAC	421-140	\$1,396,903	\$52,500	\$0	\$52,500	\$0	\$52,500	\$0	\$52,500	\$0
Stone Mountain ES - HVAC & ADA	421-135	\$1,731,048	\$116,240	\$0	\$116,240	\$0	\$116,240	\$0	\$116,240	\$1,614,808
Stone Mountain HS - HVAC, Roof	421-110	\$6,596,254	\$5,515,477	\$408,501	\$5,923,978	\$4,856,704	\$1,067,274	\$0	\$5,923,978	\$12,776
Stonemill ES- Parking Lot Repair	421-321-001A	\$53,373	\$53,373	\$0	\$53,373	\$53,373	\$0	\$0	\$53,373	\$0
Stoneview ES- Chiller Replacement	421-341-024	\$94,180	\$91,420	\$0	\$91,420	\$94,180	(\$2,760)	\$2,760	\$94,180	\$0
Stoneview ES- Kitchen Equipment	421-341-007	\$162,907	\$164,952	\$5,018	\$169,970	\$145,706	\$24,264	\$0	\$169,970	(\$7,063)
SW DeKalb HS - SPLOST II Deferred, ADA	421-102	\$22,310,250	\$2,443,172	\$184,785	\$2,627,957	\$1,976,429	\$651,528	\$0	\$2,627,957	\$126
Technology	421-503	\$6,000,000	\$24,065	\$0	\$24,065	\$24,065	\$0	\$0	\$24,065	\$5,975,935
Technology - Media Center Upgrades	421-502	\$10,000,000	\$9,250,856	\$0	\$9,250,856	\$9,250,856	\$0	\$0	\$9,250,856	\$749,144
Technology - Refresh Cycle for all Schools and Ct	421-501	\$19,598,581	\$18,340,164	\$0	\$18,340,164	\$18,373,322	(\$33,158)	\$0	\$18,340,164	\$1,258,417
Terry Mill ES - Parking Lot Paving	421-320-011	\$339,297	\$328,509	\$11,279	\$339,788	\$339,788	\$0	\$0	\$339,788	(\$491)
Terry Mill ES - Reloc Hooper Alex DESA, renova	421-320-006	\$536,460	\$512,217	\$27,184	\$539,401	\$566,563	(\$27,162)	\$0	\$539,401	(\$2,941)
Terry Mill ES (DESA) - Roof	421-211	\$610,187	\$612,687	(\$2,500)	\$610,187	\$610,187	\$0	\$0	\$610,187	\$0
Towers HS - SPLOST II Deferred	421-103	\$3,046,400	\$2,605,549	\$102,723	\$2,708,272	\$2,084,617	\$623,655	(\$1,060)	\$2,707,212	\$250,381
Tucker HS - New Replacement High School	421-108	\$61,365,016	\$53,463,133	\$6,409,499	\$59,872,632	\$53,638,919	\$6,233,713	(\$3,530)	\$59,837,127	\$2,209
Vanderlyn ES - HVAC, Roof, ADA	421-116	\$2,308,591	\$1,893,307	\$129,933	\$2,023,240	\$1,825,907	\$197,333	\$0	\$2,023,240	\$0
Vanderlyn ES- Replace Toilet Fixtures	421-321-005	\$71,116	\$71,116	\$0	\$71,116	\$71,116	\$0	\$0	\$71,116	\$0

Project Financial Summary

Budget Category	Project Number	Current Budget	Original Contract	Executed Change Orders	Current Contract	Paid To Date	Contract Balance	Approved CORS	Current Contract Plus CORS	Uncommitted
Wadsworth ES - Roof	421-206	\$638,290	\$638,919	(\$629)	\$638,290	\$638,290	\$0	\$0	\$638,290	\$0
Wadsworth ES- Band Lockers	421-320-003D	\$24,000	\$24,000	\$0	\$24,000	\$24,000	\$0	\$0	\$24,000	\$0
Wadsworth Magnet- HVAC & Lighting	421-341-027	\$400,000	\$0	\$0	\$0	\$0	\$0	\$0	\$0	\$400,000
Warren Tech - HVAC	421-129	\$1,130,212	\$46,863	\$0	\$46,863	\$0	\$46,863	\$0	\$46,863	\$0
William Bradley Bryant Center	421-228	\$3,500,000	\$10,519	\$0	\$10,519	\$7,956	\$2,563	\$0	\$10,519	\$0
Woodridge ES - Roof	421-227	\$990,000	\$593,822	\$0	\$593,822	\$290,861	\$302,961	\$0	\$593,822	\$0
Woodward ES - HVAC, Roof	421-109	\$2,201,816	\$2,008,231	\$143,219	\$2,151,450	\$2,151,450	\$0	\$0	\$2,151,450	\$50,366
Grand Total		\$513,469,963	\$357,364,039	\$31,044,187	\$388,408,228	\$266,726,781	\$121,681,447	\$1,289,777	\$389,698,005	\$39,916,163

Projects Status by Phase

Project Name	Project Number	Delivery Method	Current Budget	Current Contract
1. Planning & Programming				
1 Bulk Purchasing- Lighting	421-600-005	Fixed Price	\$0	\$0
2 Clifton ES- Ceiling Tiles	421-341-039	Fixed Price	\$110,000	\$0
3 Knollwood ES- HVAC & ADA	421-132	Design / Bid / Build	\$1,662,372	\$0
4 Oak Grove ES- Classroom Lighting	421-341-035	Fixed Price	\$85,000	\$0
5 Wadsworth Magnet- HVAC & Lighting	421-341-027	Design / Build	\$400,000	\$0
1. Planning & Programming Subtotal:			\$2,257,372	\$0
2. Design				
1 ADA Group D	421-304	Design / Bid / Build	\$337,051	\$2,343
2 Avondale HS- Renovations	421-123-002	Design / Bid / Build	\$4,480,700	\$297,422
3 Chamblee HS- New Replacement High School	421-117	CM @ Risk	\$11,152,507	\$2,981,623
4 DeKalb International Student Center- Canopy	421-341-047	Fixed Price	\$2,000	\$9,340
5 Hambrick ES - HVAC	421-136	Design / Bid / Build	\$1,871,891	\$72,500
6 Hawthorne ES - ADA	421-303-011	Design / Bid / Build	\$13,750	\$13,750
7 Indian Creek ES - HVAC	421-139	Design / Bid / Build	\$1,164,368	\$50,150
8 Miller Grove HS - Addition	421-128	Design / Bid / Build	\$5,792,887	\$42,663
9 Montgomery ES - HVAC	421-138	Design / Bid / Build	\$1,599,826	\$69,000
10 Rockbridge ES - HVAC & ADA	421-133	Design / Bid / Build	\$1,671,149	\$75,229
11 Stone Mill ES - HVAC	421-140	Design / Bid / Build	\$1,396,903	\$52,500
12 Stone Mountain ES - HVAC & ADA	421-135	Design / Bid / Build	\$1,731,048	\$116,240
13 SW DeKalb HS - SPLOST II Deferred, ADA	421-102	Design / Bid / Build	\$22,310,250	\$2,627,957
14 Warren Tech - HVAC	421-129	Design / Bid / Build	\$1,130,212	\$46,863
2. Design Subtotal:			\$54,654,542	\$6,457,580
3. Procurement				
1 Bulk Purchase- Ceiling Tile and Grid	421-600-002	Fixed Price	\$0	\$0
2 Emergency Generators	421-321-015	Design / Bid / Build	\$3,800,000	\$115,994
3 Evansdale ES - Roof	421-218	Design / Bid / Build	\$647,608	\$520,953
4 Hambrick ES - Roof	421-223	Design / Bid / Build	\$1,090,000	\$8,470
5 Hawthorne ES - Roof	421-224	Design / Bid / Build	\$1,100,000	\$8,470
6 Lithonia MS - Renovations	421-341-044	Fixed Price	\$207,000	\$2,790
7 William Bradley Bryant Center	421-228	Design / Bid / Build	\$3,500,000	\$10,519
3. Procurement Subtotal:			\$10,344,608	\$667,196

SPLOST III Capital Improvement Program

Monthly Status Report

Projects Status by Phase

Project Name	Project Number	Delivery Method	Current Budget	Current Contract
4. Construction				
1 ADA Group A- Main Project	421-301	Fixed Price	\$83,298	\$91,389
2 ADA Group B- Main Project	421-302		\$510,448	\$1,935
3 ADA Group B-1	421-302-001	Design / Build	\$496,000	\$495,645
4 ADA Group B-2	421-302-002	Design / Build	\$407,299	\$364,968
5 Allgood ES - Roof	421-217	Design / Bid / Build	\$585,240	\$449,356
6 Bulk Purchase - Plumbing Fixtures	421-322-001	Fixed Price	\$2,043,950	\$909,978
7 Bulk Purchase- Fixed Audience Seating	421-600-006	Fixed Price	\$0	\$0
8 Bulk Purchase- Metal Lockers	421-600-003	Fixed Price	\$0	\$0
9 Carpet Replacement - Multiple Schools (LSPR 2Q09)	421-341-040	Fixed Price	\$30,667	\$29,836
10 Cedar Grove HS - HVAC, Lighting, Ceiling & Roof	421-115	Fixed Price	\$6,211,315	\$5,107,931
11 Chamblee MS- Painting	421-341-042	Fixed Price	\$145,000	\$9,135
12 Chapel Hill MS- Ceiling Tiles & Site Work	421-341-028	Fixed Price	\$240,275	\$275
13 Clarkson HS - Renovation & Addition	421-118	Design / Bid / Build	\$12,275,194	\$10,271,917
14 Dunwoody HS - Renovation & Addition	421-120	Design / Bid / Build	\$20,530,480	\$17,740,374
15 Emergency HVAC Work	421-101		\$4,636,397	\$4,534,744
16 FF&E- LSPR 2Q09	421-341-048	Fixed Price	\$21,100	\$0
17 Flat Shoals ES - Roof	421-219	Design / Bid / Build	\$764,826	\$539,871
18 General Services Main Project	421-600	Fixed Price	\$302,149	\$193,991
19 Glen Haven ES - Roof	421-225	Design / Bid / Build	\$990,000	\$629,027
20 Glen Haven ES - Widen Drive	421-341-032	Design / Build	\$131,200	\$129,802
21 Henderson MS- Hold-Opens & Toilets	421-341-052	Design / Bid / Build	\$75,278	\$74,800
22 Lakeside HS - Career Tech, ADA	421-125	Guaranteed Maximum Price	\$24,289,410	\$21,507,282
23 LSPR 2- Main Project	421-341	Design / Bid / Build	\$643,871	\$108,848
24 Sam Moss Service Center - HVAC and Roof	421-131	Design / Build	\$1,706,432	\$1,610,211
25 Site Improvements 1- Main Project	421-321		\$42,891	\$15,071
26 Site Improvements 2- Main Project	421-322		\$62,554	\$536
27 Snapfinger ES - Roof	421-210	Design / Bid / Build	\$732,621	\$646,718
28 Woodridge ES - Roof	421-227	Design / Bid / Build	\$990,000	\$593,822
4. Construction Subtotal:			\$78,947,895	\$66,057,462
5. Close-out				
1 ADA Group A-2A	421-301-021	Design / Build	\$560,084	\$556,774
2 ADA Group A-2B	421-301-022	Design / Build	\$678,336	\$678,336

Projects Status by Phase

Project Name	Project Number	Delivery Method	Current Budget	Current Contract
5. Close-out				
3 AIC	421-124	Design / Build	\$31,824,966	\$31,078,113
4 Chesnut Charter ES- Basketball Court Replacement	421-322-004	Design / Bid / Build	\$52,957	\$52,957
5 Columbia HS - SPLOST II Deferred	421-104	CM @ Risk	\$11,452,000	\$11,271,669
6 Cross Keys HS - Renovation & Addition	421-106	CM @ Risk	\$18,612,631	\$16,724,689
7 Druid Hills HS - Renovation & Addition	421-119	CM @ Risk	\$18,633,137	\$18,206,819
8 DSA Relocation to Avondale HS	421-123	Design / Bid / Build	\$5,348,715	\$4,752,869
9 Fairington ES- HVAC, Ceilings & Lighting	421-121	Design / Build	\$1,977,131	\$1,950,358
10 Lakeside HS - Natatorium	421-341-012	Fixed Price	\$293,903	\$288,506
11 Margaret Harris- Exterior Facade & RR Renovation	421-321-007B	Fixed Price	\$326,943	\$326,943
12 McLendon ES - HVAC & ADA	421-130	Design / Build	\$2,098,390	\$2,051,993
13 Midvale ES - HVAC, Roof, ADA	421-112	Design / Build	\$3,070,205	\$3,007,120
14 Oak Grove ES- Paving	421-341-036	Design / Bid / Build	\$100,225	\$95,462
15 Redan HS - Roof, HVAC, Career Tech, ADA	421-111	Design / Bid / Build	\$11,343,479	\$8,591,102
16 Sequoyah MS - Roof	421-205	Design / Bid / Build	\$1,958,812	\$1,699,637
17 Stone Mountain HS - HVAC, Roof	421-110	Design / Bid / Build	\$6,596,254	\$5,923,978
18 Towers HS - SPLOST II Deferred	421-103	Design / Build	\$3,046,400	\$2,708,272
19 Tucker HS - New Replacement High School	421-108	CM @ Risk	\$61,365,016	\$59,872,632
20 Vanderlyn ES - HVAC, Roof, ADA	421-116	Design / Build	\$2,308,591	\$2,023,240
5. Close-out Subtotal:			\$181,648,175	\$171,861,469
6. Completed				
1 Allgood ES - ADA	421-301-010	Fixed Price	\$32,556	\$32,556
2 Atherton ES- Chiller Replacement	421-341-022	Fixed Price	\$123,176	\$123,176
3 Avondale ES - ADA	421-301-005	Fixed Price	\$22,406	\$22,406
4 Avondale ES - Roof	421-209	Design / Bid / Build	\$578,746	\$578,746
5 Basin Heaters	421-321-014	Fixed Price	\$345,500	\$345,500
6 Bob Mathis ES - ADA	421-301-001	Fixed Price	\$22,299	\$22,299
7 Brockett ES - Make-up Air Units	421-320-001	Fixed Price	\$94,030	\$94,030
8 Buses 1	421-401		\$3,479,453	\$3,479,453
9 Buses 3	421-403		\$4,000,000	\$3,984,380
10 Carpet Replacement - Multiple Schools (LSFR 1Q09)	421-341-031	Fixed Price	\$10,237	\$10,237
11 Chamblee Charter HS - Lockers	421-341-014	Fixed Price	\$50,000	\$43,457
12 Chamblee MS - Sound Panels	421-341-050	Fixed Price	\$27,500	\$38,900

SPLOST III Capital Improvement Program

Monthly Status Report

Projects Status by Phase

Project Name	Project Number	Delivery Method	Current Budget	Current Contract
6. Completed				
13 Chamblee MS- Mirror	421-341-049	Fixed Price	\$960	\$960
14 Champion MS - ADA	421-301-020	Fixed Price	\$15,362	\$0
15 Champion Theme MS - Roof	421-208	Design / Bid / Build	\$382,342	\$382,342
16 Champion Theme MS- Chiller Replacement	421-341-010	Fixed Price	\$47,539	\$47,539
17 Chapel Hill ES- Chiller Replacement	421-341-009	Fixed Price	\$69,964	\$69,964
18 Chapel Hill MS- Track & Tennis Court	421-341-051	Fixed Price	\$243,956	\$255,522
19 Chesnut Charter ES - ADA	421-303-002	Design / Build	\$448,179	\$443,779
20 CLEA 2008- Comprehensive Lighting Energy Audit	421-600-001	Fixed Price	\$98,032	\$98,032
21 Clifton ES - HVAC	421-114		\$172,792	\$172,792
22 DeKalb HS of Tech North - Roof	421-221		\$0	\$0
23 DeKalb HS of Tech South - Roof	421-215	Design / Bid / Build	\$352,288	\$351,428
24 Eagle Wood Academy- Replace Windows & Repair Doors	421-321-011	Fixed Price	\$55,435	\$55,435
25 East Campus - AIPHONE	421-341-026		\$0	\$0
26 Eldridge L. Miller ES - Roof	421-216	Design / Bid / Build	\$452,953	\$452,953
27 Energy Management System Update	421-322-002	Fixed Price	\$948,000	\$948,000
28 FF&E- LSPR IQ09	421-341-033	Fixed Price	\$44,379	\$44,379
29 Glen Haven ES - ADA	421-301-016	Design / Build	\$93,771	\$93,771
30 Glen Haven ES- Replace Toilet Fixtures & Carpet	421-321-004	Fixed Price	\$94,950	\$94,950
31 Gresham Park ES - ADA	421-301-017	Fixed Price	\$80,516	\$80,517
32 Gresham Park ES- Replace carpet in Media Center	421-320-008	Fixed Price	\$16,947	\$16,947
33 Henderson Mill ES - Chiller Replacement	421-341-008	Fixed Price	\$69,228	\$69,228
34 Henderson Mill ES- Ceiling Tiles	421-341-046	Fixed Price	\$3,911	\$3,911
35 Henderson MS- Classroom & Restroom Upgrades	421-320-002	Fixed Price	\$128,052	\$164,715
36 Henderson MS- Gym Light Switches	421-341-013	Fixed Price	\$6,670	\$6,670
37 Henderson MS- Repair/Replace uneven tile near ref	421-320-007	Fixed Price	\$2,985	\$2,985
38 Heritage Center - Roof	421-204	Design / Bid / Build	\$351,097	\$349,597
39 Hooper Alexander ES - HVAC & ADA	421-134		\$0	\$0
40 Huntley Hills ES- Restroom Renovations	421-321-006	Fixed Price	\$66,767	\$66,767
41 Idlewood ES - ADA	421-301-003	Fixed Price	\$9,611	\$9,611
42 Idlewood ES- Carpet Replacement	421-341-001	Fixed Price	\$1,325	\$1,325
43 Idlewood ES- Parking Lots	421-321-010	Design / Build	\$237,201	\$237,202
44 Indian Creek ES - ADA	421-301-013	Fixed Price	\$23,948	\$23,948
45 Kelley Lake ES - Courtyard	421-341-041		\$10,000	\$12,800

SPLOST III Capital Improvement Program

Monthly Status Report

Projects Status by Phase

Project Name	Project Number	Delivery Method	Current Budget	Current Contract
6. Completed				
46 Kingsley Charter ES- Media Center Furniture	421-341-003	Fixed Price	\$18,194	\$18,194
47 Kingsley ES - ADA	421-301-004	Fixed Price	\$8,600	\$8,600
48 Kittredge Magnet ES- Chiller Replacement	421-341-020	Fixed Price	\$99,202	\$99,202
49 Laurel Ridge ES - ADA	421-301-006	Design / Build	\$67,396	\$67,396
50 Laurel Ridge- Replace Parking Lot & Tennis Court	421-321-012		\$0	\$0
51 Lithonia MS - Security Cameras	421-341-045	Fixed Price	\$85,982	\$85,982
52 Lithonia MS- Band Room Carpet	421-341-004	Fixed Price	\$6,028	\$6,028
53 LSPR I - Main Project	421-320		\$163,176	\$165,862
54 Marbut/Bouie ES- New Multi-purpose Bldg, Restrooms	421-321-003	Design / Build	\$239,039	\$239,039
55 Margaret Harris Center- Paving	421-321-007	Fixed Price	\$31,232	\$31,232
56 Margaret Harris Center- Washing Machines	421-321-007D	Fixed Price	\$9,050	\$9,050
57 Margaret Harris- Dryers	421-321-007E	Fixed Price	\$704	\$704
58 Margaret Harris ES- Door Release System	421-341-005	Fixed Price	\$6,748	\$6,748
59 McLendon ES- Basketball Court, Paint & Blinds	421-341-030		\$0	\$0
60 McNair HS - SPLOST II Deferred	421-105	Design / Bid / Build	\$869,475	\$844,547
61 McNair MS- Ceiling Tile Replacement	421-341-015	Fixed Price	\$49,058	\$49,058
62 McNair MS- Chiller Replacement	421-341-023	Fixed Price	\$192,000	\$192,000
63 Middle School- Additional Parking Lot Lighting	421-341-038	Design / Build	\$200,382	\$200,382
64 Midway ES - Roof	421-214	Design / Bid / Build	\$547,056	\$547,056
65 Modular Ramps ADA	421-303-001		\$0	\$0
66 Montclair ES - Chiller Replacement	421-341-021	Fixed Price	\$170,000	\$121,425
67 Montgomery ES - Parking Lot, underground detention	421-320-005	Design / Build	\$234,448	\$229,530
68 Murphey Candler ES - Roof	421-202	Design / Bid / Build	\$654,341	\$654,341
69 Murphey Candler ES- Carpet Replacement	421-341-002	Fixed Price	\$0	\$0
70 Nancy Creek (Kittredge) ES - Roof	421-212	Design / Bid / Build	\$515,440	\$513,240
71 Nancy Creek ES - Parking Lot & bus loop	421-320-004	Design / Build	\$365,425	\$365,425
72 Narvie J Harris ES- Carpet Replacement	421-341-016	Fixed Price	\$17,705	\$17,705
73 Oak Grove ES- Downspouts	421-321-013	Design / Build	\$43,331	\$43,331
74 Oak Grove ES- Exterior Lighting	421-341-029	Fixed Price	\$75,000	\$8,925
75 Panola Way ES - ADA	421-301-009	Fixed Price	\$11,464	\$11,464
76 Rainbow ES - Roof	421-203		\$370,791	\$371,200
77 Rainbow ES- Chiller Replacement	421-341-011	Fixed Price	\$69,964	\$69,964
78 Sagamore Hills ES - Roof	421-222	Design / Bid / Build	\$659,638	\$602,358

SPLOST III Capital Improvement Program

Monthly Status Report

Projects Status by Phase

Project Name	Project Number	Delivery Method	Current Budget	Current Contract
6. Completed				
79 Sagamore Hills ES- Media Center Carpet Replacement	421-341-017	Fixed Price	\$7,142	\$7,142
80 Salem MS - Replace chalk boards w/white boards	421-320-010	Fixed Price	\$24,406	\$24,406
81 Sam Moss Center - Paint and Carpet	421-341-019	Fixed Price	\$67,700	\$41,904
82 Sam Moss Center- Paving Repair and Replacement	421-341-037	Design / Build	\$474,855	\$474,855
83 School Choice/Relocation	421-320-003		\$271,205	\$226,861
84 Security Equipment	421-341-018		\$103,978	\$207,956
85 Security Lighting	421-321-009	Design / Build	\$506,540	\$506,540
86 Security Upgrade Systems	421-341-025	Fixed Price	\$550,000	\$550,000
87 Sky Haven ES - Roof	421-201	Design / Bid / Build	\$767,601	\$726,558
88 Smoke Rise ES - 20 classroom dry eraser boards	421-320-009	Fixed Price	\$13,848	\$13,848
89 Stephenson HS- Track Field Improvements	421-321-001	Design / Build	\$259,658	\$259,658
90 Stephenson MS - HVAC	421-113		\$35,120	\$35,120
91 Stonemill ES- Parking Lot Repair	421-321-001A	Fixed Price	\$53,373	\$53,373
92 Stoneview ES- Chiller Replacement	421-341-024	Fixed Price	\$94,180	\$91,420
93 Stoneview ES- Kitchen Equipment	421-341-007	Fixed Price	\$162,907	\$169,970
94 Terry Mill ES - Parking Lot Paving	421-320-011	Fixed Price	\$339,297	\$339,788
95 Terry Mill ES - Reloc Hooper Alex DESA, renovation	421-320-006	Design / Bid / Build	\$536,460	\$539,401
96 Terry Mill ES (DESA) - Roof	421-211	Design / Bid / Build	\$610,187	\$610,187
97 Vanderlyn ES- Replace Toilet Fixtures	421-321-005	Fixed Price	\$71,116	\$71,116
98 Wadsworth ES - Roof	421-206	Design / Bid / Build	\$638,290	\$638,290
99 Wadsworth ES- Band Lockers	421-320-003D	Fixed Price	\$24,000	\$24,000
100 Woodward ES - HVAC, Roof	421-109	Design / Bid / Build	\$2,201,816	\$2,151,450
6. Completed Subtotal:			\$26,909,611	\$26,677,040
7. On-Going SPLOST Activity				
1 Buses 2	421-402		\$4,520,547	\$4,524,398
2 Capital Improvement Team Compensation	421-650		\$15,374,724	\$15,374,724
3 COPS Debt Reduction	421-001		\$66,000,000	\$66,000,000
4 Facilities Assessment	421-700	Fixed Price	\$1,770,367	\$1,770,367
5 Land	421-107		\$11,350	\$20,350
6 Program Contingency	421-900		\$22,716,950	\$0
7 SPLOST Audit	421-000		\$30,000	\$47,880
8 Technology	421-503		\$6,000,000	\$24,065

Projects Status by Phase

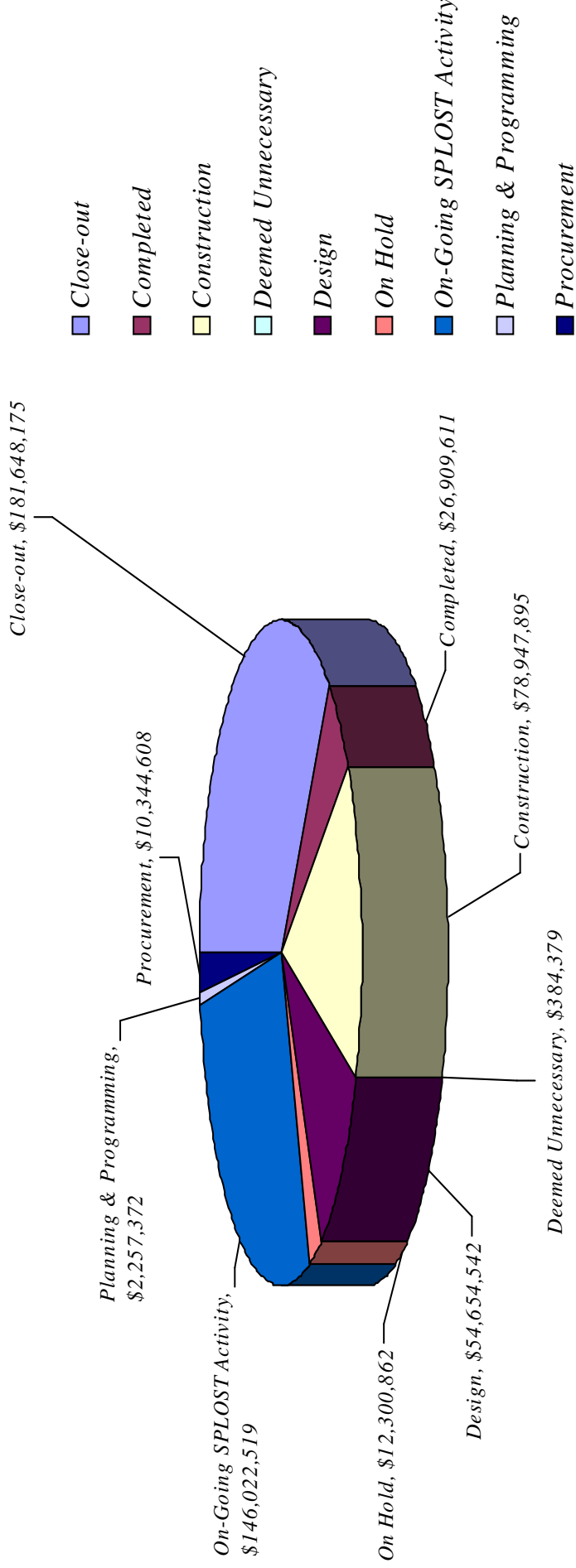
Project Name	Project Number	Delivery Method	Current Budget	Current Contract
7. On-Going SPLOST Activity				
9 Technology - Media Center Upgrades	421-502		\$10,000,000	\$9,250,856
10 Technology - Refresh Cycle for all Schools and Ctr	421-501		\$19,598,581	\$18,340,164
7. On-Going SPLOST Activity Subtotal			\$146,022,519	\$115,352,804
8. On Hold				
1 ADA Group B-3	421-302-003	Design / Bid / Build	\$0	\$0
2 ADA Group C- Main Project	421-303	Design / Bid / Build	\$1,023,071	\$59,864
3 ADA Group E	421-305	Design / Bid / Build	\$427,202	\$0
4 Allgood ES- Kitchen	421-341-043	Fixed Price	\$400,000	\$0
5 Ashtford Park ES - ADA	421-301-007	Fixed Price	\$54,200	\$44,924
6 Chamblee MS - Roof	421-226		\$83,683	\$0
7 Coralwood Diagnostic Center - Arch Improvements	421-213	Design / Bid / Build	\$423,427	\$365,263
8 Huntley Hills ES - Roof	421-220		\$0	\$0
9 Lithonia HS - Addition	421-126		\$0	\$25,488
10 Martin Luther King, Jr. HS - Addition	421-127	Design / Bid / Build	\$9,889,279	\$465,639
8. On Hold Subtotal:			\$12,300,862	\$961,178
9. Deemed Unnecessary				
1 Bulk Purchase-Theatrical Lighting & Sound System	421-600-004	Fixed Price	\$0	\$0
2 Clarkston Center - Roof	421-207		\$0	\$0
3 Forrest Hills ES - HVAC	421-137		\$0	\$0
4 Henderson Mill ES - New Door	421-341-034		\$0	\$0
5 Sky Haven ES- Window Replacement	421-341-006	Fixed Price	\$384,379	\$373,499
9. Deemed Unnecessary Subtotal:			\$384,379	\$373,499

Projects Status by Phase

Project Name	Project Number	Delivery Method	Current Budget	Current Contract
--------------	----------------	-----------------	----------------	------------------

Program Totals: \$513,469,963 \$388,408,228

Project Budgets by Phase



Change Order Details for the Month of March 2011

Project Name: ADA Group B-2						
Project No. / Vendor Name	CO No.	CO Date	CO Amount	COR No.	COR Date	COR Description
421-302-002 Merit Constructio	1	3/22/2011	\$16,769	1	2/1/2011	Demo/replace toilet partitions at Wood Ridge ES
421-302-002 Merit Constructio	2	3/22/2011	(\$40,000)	2	3/2/2011	Credit back to the Owner to delete the walkway canopy at Woodridge ES as per the approved schedule of values.

Project Name: Atherton ES- Chiller Replacement						
Project No. / Vendor Name	CO No.	CO Date	CO Amount	COR No.	COR Date	COR Description
421-341-022 QT Contracting	1	3/30/2011	\$4,840	1	5/28/2010	Instillation of strainer and air vents
	2		\$3,420	2	5/28/2010	Installation of the new loop header for the chilled water system

Project Name: Bulk Purchase - Plumbing Fixtures						
Project No. / Vendor Name	CO No.	CO Date	CO Amount	COR No.	COR Date	COR Description
421-322-001 Construction Wor		3/21/2011	\$2,295			
421-322-001 Construction Wor		3/21/2011	\$4,525			

Project No. / Vendor Name	CO No.	CO Date	CO Amount	COR No.	COR Date	COR Description
421-322-001 Continental Eng	2	3/21/2011	\$5,490	1	3/7/2011	Saw cut concrete/glazed blocks in existing walls to interface the new water coolers from the previous elevation. Both the water drain and copper supply line in the wall will be set to a new elevation in order to interface with new water coolers. New glazed blocks installed and regouted and paint in impacted areas for Hambrick Elementary. Same details above for Sagamore Hills with additional installation of one sink that was not included in the original contract agreement and installation of four additional water coolers not included in original contract.

Project Name: Clarkston HS - Renovation & Addition						
Project No. / Vendor Name	CO No.	CO Date	CO Amount	COR No.	COR Date	COR Description
421-118 Hogan Construction	11	3/17/2011	\$69,229	29	11/12/2010	Mechanical Revisions-Pro-start
421-118 Hogan Construction	12	3/14/2011	\$33,148	12		GAB at parent drop-off
			\$603	17		New drywall due to mold remediation in Phase 4
			\$1,063	26		Waterline changes-Detention Pond
			\$1,193	42		Drywall partition added in teacher's lounge
			\$11,427	50		Backflow preventer to existing water line
			\$3,051	52		New shaft wall and rated ceiling in Electrical Room 2029 B 1 hr shaft wall and ceiling
			\$4,709	56		Additional fencing at the detention pond.
			\$2,674	57		Remove door louvers and replace with stainless steel cover plates
			\$7,798	8		Unsuitable soils & GAB fill
421-118 Hogan Construction	13	3/14/2011	\$32,100	51	11/17/2010	Kiln Room addition in art room Phase 5

Change Order Details for the Month of March 2011

Project Name: Cross Keys HS - Renovation & Addition						
Project No. / Vendor Name	CO No.	CO Date	CO Amount	COR No.	COR Date	COR Description
421-106 ECS Southeast	2	3/8/2011	\$1,685	2	2/23/2011	\$1,504 Additional work at the rates of the original contract.
				3	3/8/2011	\$181 Additional work at rates within the contract.
Project No. / Vendor Name	CO No.	CO Date	CO Amount	COR No.	COR Date	COR Description
421-106 Evergreen Constructio	25	3/16/2011	\$0		9/15/2010	Fire Marshal Changes: added doors and revised door labels
					10/28/2010	Reconcile rock removal allowance
	114	7/6/2010				Lobby Ceiling Revisions
	173	9/20/2010				Provide additional power supply and data to various locations requested by DCSS (kitchen, gym laundry, receptions desks, media center, etc)
	180.4	10/13/2010				RFP 11-Add windows in auto tech and construction tech labs
	180.6	10/13/2010				RFP 11 Revise lighting & HVAC at auto tech for lifts
	181.1	10/13/2010				RFP 10-Replace Health science tub with shower
	181.2	10/13/2010				RFP 10 Add partition and door at boys locker room
	183	9/21/2010				RFI 197: Sink at Training 610.1
	188	10/7/2010				Relocate Light fixtures under mezzanine at engineering labs.
	201	11/23/2010				Hardware Set at storage room 166
	203	11/23/2010				Furnish and Install hoods in Family and Consumer Science Rooms
	204	11/16/2010				Relocate Partitions between rooms 201 and 203 to one column line west of location
	205	11/23/2010				Furnish and install lockable hardware sets for unisex bathrooms 159.1 and 159.2
	206	11/17/2010				Replace Exterior Fire Horn with Strobe per DCSS's request
	207	11/17/2010				Relocate Remote Annunciator Panel from Administrative office to Main corridor per DCSS request
	211	11/23/2010				Basement Electrical Items
	212	11/23/2010				Wing 2 Domestic Water Piping
	213	11/24/2010				Smart board and Proj Rough in
	214	12/1/2010				Existing corridor gas piping in Wing 2
	98	9/20/2010				RFI 118- Electrical Plan for Summer Phasing
Project No. / Vendor Name	CO No.	CO Date	CO Amount	COR No.	COR Date	COR Description
421-106 Richard Wirtschiebe	6	3/30/2011	\$2,500	10	3/31/2011	\$2,500

Change Order Details for the Month of March 2011

Project Name: Dunwoody HS - Renovation & Addition						
Project No. / Vendor Name	CO No.	CO Date	CO Amount	COR No.	COR Date	COR Description
421-120 Doster Construction C	10	3/8/2011	\$43,014	22	7/22/2010	Media Center Ceiling Height Change
				26	7/22/2010	Fireproof Steel Structure in Corridor off Media Center
				29	7/22/2010	Remove Existing Wood Paneling and replace with drywall
				31	7/22/2010	Add'l electrical work for owner furnished water fountains
				32	7/22/2010	Repair sinkhole at Baseball field
				38	7/22/2010	Demo Exist. Sprinkler system in basement. Not shown on drawings.
				8	5/20/2010	Paper towel dispensers change.
				9	5/20/2010	Added smoke dampers
421-120 Doster Construction C	11	3/8/2011	\$42,485	28	7/22/2010	Paint Existing Glazed Tile
				40	7/22/2010	Media Center Carpet Replacement
				44	7/22/2010	Unforeseen Masonry condition above ceiling
				51	7/17/2010	Added fire lane signage at NE access drive.
421-120 Doster Construction C	12	3/10/2011	\$19,051	60	7/23/2010	Waterproofing at bridge retaining wall
				63	9/28/2010	VCT Required in Kitchen Storage Room 2509 per the DeKalb County Health Department
				64	8/10/2010	Added power for copier
				66	9/17/2010	Add 9 Paper Towel Dispensers
				68	9/17/2010	Provide Fire Extinguisher per City of Dunwoody
				69	9/17/2010	Replace Existing A1 Structure: Extend and Relocate Drop Inlet
				79	9/23/2010	Detention pond. Replace existing 42" CMP
				92	10/27/2010	Install GAB base at North parking lot.
				93	11/2/2010	Added fire damper and return chase
421-120 Doster Construction C	13	3/18/2011	\$43,624	16	3/17/2011	Kiln Room changes
				27	3/15/2011	Plumbing Rough in For Urinals
				37	2/28/2011	Ten additional Savannah Holly @ tennis courts
				42	2/2/2011	Reuse existing conduit in Gym
				45	2/2/2011	Unforeseen electrical issues with existing building.
				49	2/26/2011	Rework existing loading dock area - concrete/ramp rails

Change Order Details for the Month of March 2011

Project Name: Dunwoody HS - Renovation & Addition						
Project No. / Vendor Name	CO No.	CO Date	CO Amount	COR No.	COR Date	COR Description
421-120 Doster Construction C	14	3/18/2011	\$25,646	100	2/28/2011	\$2,293 Add Power to 2118
				106	2/28/2011	\$5,274 Add Fire Alarm Devices on 3rd floor
				107	3/15/2011	(\$3,315) Chiller Support Steel. Existing steel to be used in lieu of new steel
				108	3/28/2011	\$2,094 Additional fire lane signage at South Drive and auditorium
				70	3/9/2011	\$10,941 AHU #1/AHU #3 Return Air Issues
				73	2/28/2011	\$781 Semi Recessed FEC in Basement Per Fire Marshal
				74	2/28/2011	\$4,964 Teacher Storage Cabinets For Rooms 1115 and 2106
				99	2/28/2011	\$2,614 3rd Floor Fire Marshal Changes
421-120 Doster Construction C	15	3/18/2011	\$41,813	14	2/2/2011	\$64,722 Electrical drawing revisions.
				25	2/2/2011	(\$22,909) Delete Operable Windows

Project Name: Lakeside HS - Career Tech, ADA						
Project No. / Vendor Name	CO No.	CO Date	CO Amount	COR No.	COR Date	COR Description
421-125 Hogan Construction G	1	3/25/2011	\$29,391	5	12/23/2010	(\$4,209) For PR 003
				6	1/11/2011	\$33,600 Per our meeting Friday, 1/7/11, please review proposal for wet soils.

Project Name: Montclair ES - Chiller Replacement						
Project No. / Vendor Name	CO No.	CO Date	CO Amount	COR No.	COR Date	COR Description
421-341-021 QT Contracting	1	3/30/2011	\$1,823	1	5/28/2010	\$403 Replacement of the 6" existing valves and flanges.
				2	5/28/2010	\$1,420 Installation of strainer and air vents

Change Order Details for the Month of March 2011

Project Name: Redan HS - Roof, HVAC, Career Tech, ADA						
Project No. / Vendor Name	CO No.	CO Date	CO Amount	COR No.	COR Date	COR Description
421-111 MEJA	8	3/11/2011	\$26,528		11/11/2010	Furnish and install interior signage per updated DCSS Signage Standards.
					2/16/2011	The gas line for the emergency generator was installed above grade in lieu of buried underground as called for in the Contract Documents. The Contractor is now offering a credit not to install below grade.
					3/30/2010	Removal of existing permanently attached escutcheons on existing sprinkler heads and replace with new split-ring escutcheons with existing sprinkler heads to remain. This work is to avoid an oversize hole in new acoustical panels which are to be installed without changing sprinkler heads.
				29	7/30/2010	Extend the rental on eight (8) temporary classroom trailers onsite through August 2010. Original the Contractor was scheduled to remove the trailers after school was out in May 2010.
				31	11/11/2010	Provide final cleaning for three (3) existing corridors and floor waxing.
				32	2/7/2011	Replace existing electrical outlets with GFCI receptacles and add data outlets in the Science Pod per the Electrical Inspector's requirements.
				36	1/7/2011	Furnish and install four (4) additional Exit Signs and one (1) Strobe Light per the Fire Marshal's request.
Project Name: Stone Mountain HS - HVAC, Roof						
Project No. / Vendor Name	CO No.	CO Date	CO Amount	COR No.	COR Date	COR Description
421-110 Merit Construction	11	3/9/2011	\$8,975	72	12/27/2010	Change ceilings at five (5) Phase 4 Storage Rooms to be Fire Rated per Fire Marshal.
				77	12/27/2010	Add six (6) Exit Signs and one (1) Smoke Detector per Fire Marshal.
				78	12/27/2010	Strip and wax new VCT floors and steam clean Media Center carpet in Phase 4.
421-110 Merit Construction	12	3/17/2011	\$5,610	63	2/2/2011	Repair leak in existing storm water drain at no-hub connection at Teachers Lounge.
				76	2/2/2011	Add sprinkler head at Teacher's Lounge per Fire Marshal's request.
				81	2/2/2011	Add three (3) Strobes in Phase 4 per Fire Marshal's request.
				82	2/2/2011	Cover relief vents with plastic film to prevent cold air from entering building due to faulty, existing backdraft dampers.
				83	2/2/2011	Field survey of existing relief vent backdraft dampers to determine the existing damper condition and repair/replacement requirements.
				84	2/2/2011	Retrofit instead of replacing exterior soffit light fixtures. Installation of existing lights precludes replacement without replacement of existing soffit ceilings.
				85	2/2/2011	Demo and reinstall receptacles mounted on the floor for asbestos removal at the Practice Office in Phase 4.
				86	2/15/2011	Provide additional emergency lighting in the Commons Area per Fire Marshal requirements.
421-110 Merit Construction	13	3/17/2011	\$74,081	79	12/27/2010	Delay request due to several issues including Code Requirements and Fire Marshal requirements.

Local School Priority Requests

Project Name	Project Number	Current Budget	Encumbered	Balance
Planning & Programming				
Clifton ES- Ceiling Tiles	421-341-039	\$110,000	\$0	\$110,000
Oak Grove ES- Classroom Lighting	421-341-035	\$85,000	\$0	\$85,000
Wadsworth Magnet- HVAC & Lighting	421-341-027	\$400,000	\$0	\$400,000
Planning & Programming Subtotal:		\$595,000	\$0	\$595,000
Design				
DeKalb International Student Center- Canopy	421-341-047	\$2,000	\$9,340	(\$7,340)
Design Subtotal:		\$2,000	\$9,340	(\$7,340)
Procurement				
Lithonia MS - Renovations	421-341-044	\$207,000	\$2,790	\$204,210
Procurement Subtotal:		\$207,000	\$2,790	\$204,210
Construction				
Carpet Replacement - Multiple Schools (LSPR 2Q09)	421-341-040	\$30,667	\$29,836	\$831
Chamblee MS- Painting	421-341-042	\$145,000	\$9,135	\$135,865
Chapel Hill MS- Ceiling Tiles & Site Work	421-341-028	\$240,275	\$275	\$240,000
FF&E- LSPR 2Q09	421-341-048	\$21,100	\$0	\$21,100
Glen Haven ES - Widen Drive	421-341-032	\$131,200	\$129,802	\$1,398
Henderson MS- Hold-Opens & Toilets	421-341-052	\$75,278	\$74,800	\$478
LSPR 2- Main Project	421-341	\$643,871	\$108,848	\$535,023
Construction Subtotal:		\$1,287,391	\$352,696	\$934,695
Close-out				
Lakeside HS - Natatorium	421-341-012	\$293,903	\$288,506	\$5,397
Oak Grove ES- Paving	421-341-036	\$100,225	\$95,462	\$4,763
Close-out Subtotal:		\$394,128	\$383,968	\$10,160
Completed				
Atherton ES- Chiller Replacement	421-341-022	\$123,176	\$123,176	\$0
Brockett ES - Make-up Air Units	421-320-001	\$94,030	\$94,030	\$0
Carpet Replacement - Multiple Schools (LSPR 1Q09)	421-341-031	\$10,237	\$10,237	\$0
Chamblee Charter HS - Lockers	421-341-014	\$50,000	\$43,457	\$6,543
Chamblee MS - Sound Panels	421-341-050	\$27,500	\$38,900	(\$11,400)
Chamblee MS- Mirror	421-341-049	\$960	\$960	\$0

Local School Priority Requests

Project Name	Project Number	Current Budget	Encumbered	Balance
Completed				
Champion Theme MS- Chiller Replacement	421-341-010	\$47,539	\$47,539	\$0
Chapel Hill ES- Chiller Replacement	421-341-009	\$69,964	\$69,964	\$0
Chapel Hill MS- Track & Tennis Court	421-341-051	\$243,956	\$255,522	(\$11,566)
East Campus - AIPHONE	421-341-026	\$0	\$0	\$0
FF&E- LSPR IQ09	421-341-033	\$44,379	\$44,379	\$0
Gresham Park ES- Replace carpet in Media Center	421-320-008	\$16,947	\$16,947	\$0
Henderson Mill ES - Chiller Replacement	421-341-008	\$69,228	\$69,228	\$0
Henderson Mill ES- Ceiling Tiles	421-341-046	\$3,911	\$3,911	\$0
Henderson MS- Classroom & Restroom Upgrades	421-320-002	\$128,052	\$164,716	(\$36,663)
Henderson MS- Gym Light Switches	421-341-013	\$6,670	\$6,670	\$0
Henderson MS- Repair/Replace uneven tile near ref	421-320-007	\$2,985	\$2,985	\$0
Idlewood ES- Carpet Replacement	421-341-001	\$1,325	\$1,325	\$0
Kelley Lake ES - Courtyard	421-341-041	\$10,000	\$12,800	(\$2,800)
Kingsley Charter ES- Media Center Furniture	421-341-003	\$18,194	\$18,194	\$0
Kittredge Magnet ES- Chiller Replacement	421-341-020	\$99,202	\$99,202	\$0
Lithonia MS - Security Cameras	421-341-045	\$85,982	\$85,981	\$0
Lithonia MS- Band Room Carpet	421-341-004	\$6,028	\$6,028	\$0
LSPR 1- Main Project	421-320	\$163,176	\$165,862	(\$2,686)
Margaret Harris ES- Door Release System	421-341-005	\$6,748	\$6,748	\$0
McLendon ES- Basketball Court, Paint & Blinds	421-341-030	\$0	\$0	\$0
McNair MS- Ceiling Tile Replacement	421-341-015	\$49,058	\$49,058	\$0
McNair MS- Chiller Replacement	421-341-023	\$192,000	\$192,000	\$0
Middle School- Additional Parking Lot Lighting	421-341-038	\$200,382	\$200,382	\$0
Montclair ES - Chiller Replacement	421-341-021	\$170,000	\$121,425	\$48,575
Montgomery ES - Parking Lot, underground detention	421-320-005	\$234,448	\$229,530	\$4,918
Murphey Candler ES- Carpet Replacement	421-341-002	\$0	\$0	\$0
Nancy Creek ES - Parking Lot & bus loop	421-320-004	\$365,425	\$365,425	\$0
Narvie J Harris ES- Carpet Replacement	421-341-016	\$17,705	\$17,705	\$0
Oak Grove ES- Exterior Lighting	421-341-029	\$75,000	\$8,925	\$66,075
Rainbow ES- Chiller Replacement	421-341-011	\$69,964	\$69,964	\$0
Sagamore Hills ES- Media Center Carpet Replacement	421-341-017	\$7,142	\$7,142	\$0
Salem MS - Replace chalk boards w/white boards	421-320-010	\$24,406	\$24,406	\$0

Local School Priority Requests

Project Name	Project Number	Current Budget	Encumbered	Balance
Completed				
Sam Moss Center - Paint and Carpet	421-341-019	\$67,700	\$41,904	\$25,796
Sam Moss Center- Paving Repair and Replacement	421-341-037	\$474,855	\$474,855	\$0
School Choice/Relocation	421-320-003	\$271,205	\$226,861	\$44,344
Security Equipment	421-341-018	\$103,978	\$207,956	(\$103,978)
Security Upgrade Systems	421-341-025	\$550,000	\$550,000	\$0
Smoke Rise ES - 20 classroom dry eraser boards	421-320-009	\$13,848	\$13,848	\$0
Stoneview ES- Chiller Replacement	421-341-024	\$94,180	\$91,420	\$2,760
Stoneview ES- Kitchen Equipment	421-341-007	\$162,907	\$169,970	(\$7,063)
Terry Mill ES - Parking Lot Paving	421-320-011	\$339,297	\$339,788	(\$491)
Terry Mill ES - Reloc Hooper Alex DESA, renovation	421-320-006	\$536,460	\$539,402	(\$2,942)
Wadsworth ES- Band Lockers	421-320-003D	\$24,000	\$24,000	\$0
	Completed Subtotal:	\$5,374,149	\$5,354,727	\$19,422
On Hold				
Allgood ES- Kitchen	421-341-043	\$400,000	\$0	\$400,000
	On Hold Subtotal:	\$400,000	\$0	\$400,000
Deemed Unnecessary				
Henderson Mill ES - New Door	421-341-034	\$0	\$0	\$0
Sky Haven ES- Window Replacement	421-341-006	\$384,379	\$373,499	\$10,880
	Deemed Unnecessary Subtotal:	\$384,379	\$373,499	\$10,880
LSPR Program Totals:		\$8,644,047	\$6,477,020	\$2,167,027

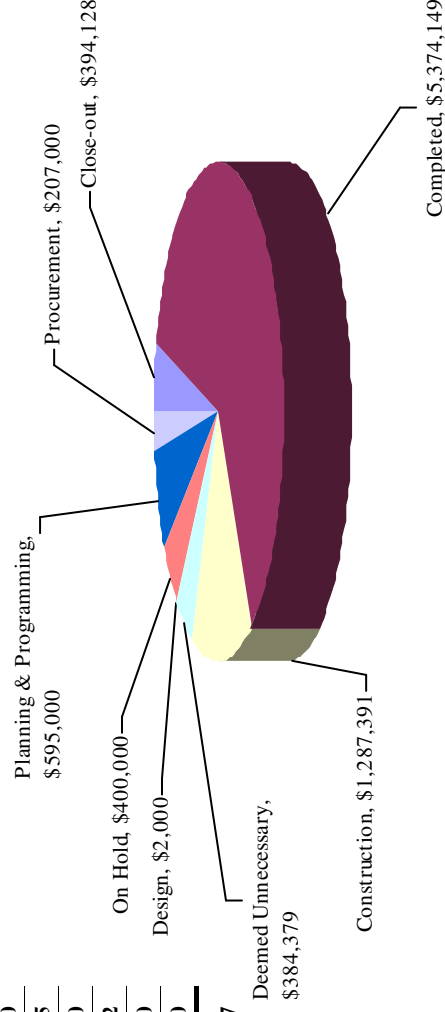
Local School Priority Requests

Project Name	Project Number	Current Budget	Encumbered	Balance
--------------	----------------	----------------	------------	---------

Overview:

Stage	Current Budget	Encumbered	Balance
Planning & Programming	\$595,000	\$0	\$595,000
Design	\$2,000	\$9,340	(\$7,340)
Procurement	\$207,000	\$2,790	\$204,210
Construction	\$1,287,391	\$352,696	\$934,695
Close-out	\$394,128	\$383,968	\$10,160
Completed	\$5,374,149	\$5,354,727	\$19,422
On Hold	\$400,000	\$0	\$400,000
Deemed Unnecessary	\$384,379	\$373,499	\$10,880
LSPR Program Totals:	\$8,644,047	\$6,477,020	\$2,167,027

Current Budget by Phase



Site Improvement Projects

Project Name	Project Number	Current Budget	Encumbered	Balance
Procurement				
Emergency Generators	421-321-015	\$3,800,000	\$115,994	\$3,684,006
	Procurement Subtotal:	\$3,800,000	\$115,994	\$3,684,006
Construction				
Bulk Purchase - Plumbing Fixtures	421-322-001	\$2,043,950	\$909,978	\$1,133,972
Site Improvements 1- Main Project	421-321	\$42,891	\$15,071	\$27,820
Site Improvements 2- Main Project	421-322	\$62,554	\$536	\$62,018
	Construction Subtotal:	\$2,149,395	\$925,585	\$1,223,810
Close-out				
Chestnut Charter ES- Basketball Court Replacement	421-322-004	\$52,957	\$52,957	\$0
Margaret Harris- Exterior Facade & RR Renovation	421-321-007B	\$326,943	\$326,943	\$1
	Close-out Subtotal:	\$379,900	\$379,900	\$1
Completed				
Basin Heaters	421-321-014	\$345,500	\$345,500	\$0
Eagle Wood Academy- Replace Windows & Repair Doors	421-321-011	\$55,435	\$55,435	\$0
Energy Management System Update	421-322-002	\$948,000	\$948,000	\$0
Glen Haven ES- Replace Toilet Fixtures & Carpet	421-321-004	\$94,950	\$94,950	\$0
Huntley Hills ES- Restroom Renovations	421-321-006	\$66,767	\$66,767	\$0
Idlewood ES- Parking Lots	421-321-010	\$237,201	\$237,202	(\$1)
Laurel Ridge- Replace Parking Lot & Tennis Court	421-321-012	\$0	\$0	\$0
Marbut/Bouie ES- New Multi-purpose Bldg. Restrooms	421-321-003	\$239,039	\$239,039	\$0
Margaret Harris Center- Paving	421-321-007	\$31,232	\$31,232	\$0
Margaret Harris Center- Washing Machines	421-321-007D	\$9,050	\$9,050	\$0
Margaret Harris- Dryers	421-321-007E	\$704	\$704	\$0
Oak Grove ES- Downspouts	421-321-013	\$43,331	\$43,331	\$0
Security Lighting	421-321-009	\$506,540	\$506,540	\$0
Stephenson HS- Track Field Improvements	421-321-001	\$259,658	\$259,658	\$0
Stonemill ES- Parking Lot Repair	421-321-001A	\$53,373	\$53,373	\$0

Site Improvement Projects

Project Name	Project Number	Current Budget	Encumbered	Balance
--------------	----------------	----------------	------------	---------

Completed

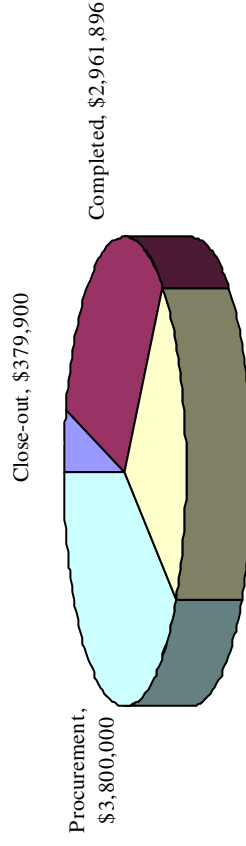
Vanderlyn ES- Replace Toilet Fixtures	421-321-005	\$71,116	\$71,116	\$0
Completed Subtotal:		\$2,961,896	\$2,961,897	(\$1)

Site Improvements Program Totals: \$9,291,191 \$4,383,376 \$4,907,816

Overview:

Stage	Current Budget	Encumbered	Balance
Procurement	\$3,800,000	\$115,994	\$3,684,006
Construction	\$2,149,395	\$925,585	\$1,223,810
Close-out	\$379,900	\$379,900	\$1
Completed	\$2,961,896	\$2,961,897	(\$1)
SI Program Totals:	\$9,291,191	\$4,383,376	\$4,907,816

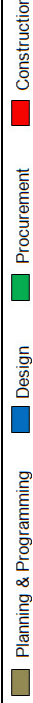
Current Budget by Phase



Construction,
\$2,149,395

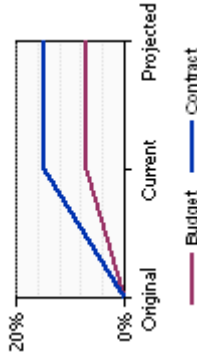
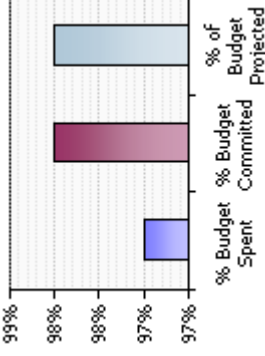
SPLOST III CIP Master Program Schedule

ID	Project #/WBS Code	Project Name	Duration	Year																							
				2007			2008			2009			2010			2011			2012			2013					
Start	Finish	2007 Qtr 1	2007 Qtr 2	2007 Qtr 3	2007 Qtr 4	2008 Qtr 1	2008 Qtr 2	2008 Qtr 3	2008 Qtr 4	2009 Qtr 1	2009 Qtr 2	2009 Qtr 3	2009 Qtr 4	2010 Qtr 1	2010 Qtr 2	2010 Qtr 3	2010 Qtr 4	2011 Qtr 1	2011 Qtr 2	2011 Qtr 3	2011 Qtr 4	2012 Qtr 1	2012 Qtr 2	2012 Qtr 3	2012 Qtr 4	2013 Qtr 1	2013 Qtr 2
1	421-101	Emergency HVAC Work	957 days	Mon 10/1/07	Tue 5/31/11																						
2	421-102	Southwest Dekalb HS-Deferred Work	1747 days	Thu 11/23/06	Fri 8/2/13																						
12	421-103	Towers High School	431 days	Tue 5/12/09	Tue 1/4/11																						
16	421-104	Columbia High School	705 days	Mon 11/1/07	Fri 9/11/09																						
21	421-105	McNair High School	488 days	Mon 12/17/07	Wed 10/28/09																						
26	421-106	Cross Keys High School	1102 days	Tue 6/12/07	Wed 8/31/11																						
31	421-107	Land	602 days	Wed 1/13/10	Thu 5/3/12																						
32	421-108	Tucker High School	917 days	Mon 5/14/07	Tue 11/16/10																						
37	421-109	Woodward Elementary School	633 days	Wed 8/29/07	Fri 1/29/10																						
42	421-110	Stone Mountain High School	644 days	Mon 6/2/08	Thu 11/18/10																						
47	421-111	Redan High School	640 days	Mon 4/14/08	Fri 9/24/10																						
52	421-112	Midvale Elementary School	351 days	Fri 5/1/09	Fri 9/3/10																						
56	421-113	Stephenson Middle School	472 days	Fri 11/17/06	Mon 9/8/08																						
60	421-114	Clifton Elementary School	472 days	Fri 11/17/06	Mon 9/8/08																						
64	421-115	Cedar Grove High School	650 days	Mon 6/23/08	Fri 12/17/10																						
69	421-116	Vanderlyn Elementary School	465 days	Mon 5/25/09	Fri 3/4/11																						
73	421-117	Chamblee High School	960 days	Wed 4/8/09	Tue 12/11/12																						
78	421-118	Clarkston High School	1005 days	Mon 2/25/08	Fri 12/30/11																						
83	421-119	Druid Hills High School	839 days	Mon 5/14/07	Thu 7/29/10																						
88	421-120	Dunwoody High School	1020 days	Tue 4/29/08	Mon 3/26/12																						
93	421-121	Fairington Elementary School	344 days	Mon 6/1/09	Thu 9/23/10																						
97	421-123	DeKalb School of Arts Relocation	1079 days	Mon 4/14/08	Thu 5/31/12																						
103	421-124	Mountain Industrial Center	769 days?	Tue 5/22/07	Fri 4/30/10																						
112	421-125	Lakeside High School	834 days	Mon 3/2/09	Thu 5/10/12																						
117	421-127	MLK Jr. High School	846 days	Mon 1/4/10	Mon 4/1/13																						
122	421-128	Miller Grove High School	846 days	Mon 1/4/10	Mon 4/1/13																						
127	421-129	Warren Tech	273 days	Thu 7/1/10	Mon 7/18/11																						
132	421-130	McLendon Elementary School	413 days	Fri 7/31/09	Tue 3/1/11																						
136	421-131	Sam Moss Center	599 days?	Mon 6/30/08	Thu 10/14/10																						
138	421-132	Knollwood Elementary School	293 days	Thu 7/1/10	Mon 8/15/11																						
143	421-133	Rockbridge Elementary School	293 days	Thu 7/1/10	Mon 8/15/11																						
148	421-135	Stone Mountain Elementary School	293 days	Thu 7/1/10	Mon 8/15/11																						
153	421-136	Hambrick Elementary School - HVAC	293 days	Thu 7/1/10	Mon 8/15/11																						
158	421-138	Montgomery Elementary School	293 days	Thu 7/1/10	Mon 8/15/11																						
163	421-139	Indian Creek Elementary School	293 days	Thu 7/1/10	Mon 8/15/11																						
168	421-140	Stone Mill Elementary School	293 days	Thu 7/1/10	Mon 8/15/11																						
172	421-201	Sky Haven Elementary School	293 days	Thu 7/1/10	Mon 8/15/11																						
177	421-202	Murphy Candler Elementary School	293 days	Thu 7/1/10	Mon 8/15/11																						
182	421-203	Rainbow Elementary School	293 days	Thu 7/1/10	Mon 8/15/11																						
187	421-205	Sequoyah Middle School - Roof Replacement	356 days	Mon 5/4/09	Mon 9/13/10																						
192	421-206	Wadsworth Elementary School	235 days	Wed 10/1/08	Tue 8/25/09																						
197	421-208	Champion Middle School	811 days	Mon 4/16/07	Mon 5/24/10																						
202	421-209	Avondale Elementary School	240 days	Wed 10/1/08	Tue 9/1/09																						
207	421-210	Snapfinger Elementary School - Roof	338 days	Mon 6/1/09	Wed 9/15/10																						

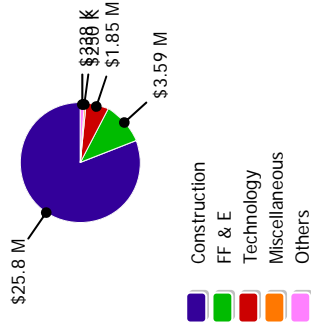


Program\DeKalb County\421 SPLOST III\Other Facilities\AIC

Project Manager: Barry Booth
 Architect-Engineer: Hogan Construction
 Contractor: Hogan Construction
 Project: 421-124
 Project Stage: 5. Close-out
 Delivery Method: Design / Build



Funding Source



Scope of Work:

- Interior build-out of shell space at the Mountain Industrial Center for the Dekalb Early College Academy (DECA).

Note: The financial information below includes both Phase I and Phase II of the project. Schedule and status information for Phase II can be found in the report for Project #421-124-002.

Remarks:

- Phase I of this project is complete.
Phase II of this project received the final CO on 7/22/10. Project in final closeout phase.

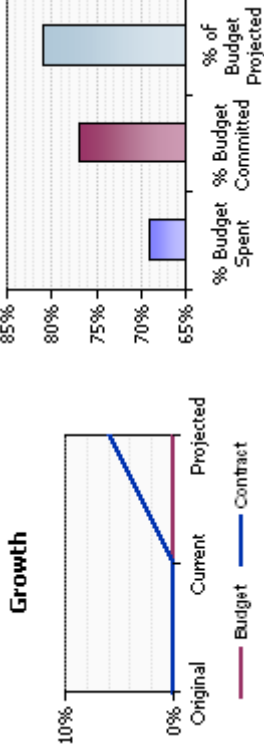
Cost Status by Budget Category:

Budget Category	Original Budget	Budget Revision	Current Budget	Original Contract	Executed Changes	Current Contract	Paid To Date	Contract Balance	CORs	ETC Forecast	Estimate At Completion	Uncommitted
CIT Managed												
Architect/Engineer: 7100-7101	\$1,000,000	(\$964,905)	\$35,095	\$35,095		\$35,095	\$35,095				\$35,095	
Surveying: 7100-7102	\$23,037		\$23,037							\$23,037	\$23,037	
Construction Testing: 7100-7103	\$232,898	(\$200,000)	\$32,898	\$8,804		\$8,804	\$8,804			\$24,094	\$32,898	(\$0)
Abatement: 7100-7104	\$70,000	(\$70,000)										
Other Consultants: 7100-7105	\$307,115	(\$260,000)	\$47,115	\$13,250		\$13,250	\$7,500	\$5,750		\$33,865	\$47,115	
Management Fees: 7200-7201	\$1,909,417	(\$1,909,417)										
Construction: 7300-7301	\$20,783,949	\$5,018,741	\$25,802,690	\$21,624,605	\$4,098,276	\$25,722,881	\$25,645,254	\$73,860	\$47,661	\$32,148	\$25,802,690	\$0
Miscellaneous: 7300-7302	\$472,839	(\$222,839)	\$250,000	\$7,920		\$7,920	\$6,971			\$228,000	\$235,920	\$14,080

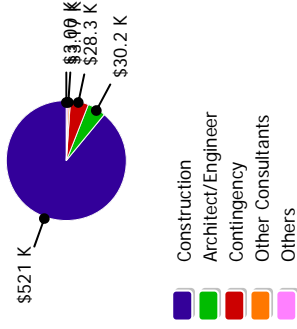
Budget Category	Original Budget	Budget Revision	Current Budget	Original Contract	Executed Changes	Current Contract	Paid To Date	Contract Balance	CORS	ETC Forecast	Estimate At Completion	Uncommitted
Security: 7400-7401	\$100,000	(\$100,000)										
Utilities: 7500-7501	\$150,000	(\$150,000)										
Moving / Relocation: 7500-7502	\$500,000	(\$300,000)	\$200,000	\$124,257		\$124,257	\$124,257			\$75,743	\$200,000	(\$0)
Contingency: 9999-9999	\$1,491,815	(\$1,491,815)										
CIT Managed Subtotal	\$27,041,070	(\$650,235)	\$26,390,835	\$21,813,932	\$4,098,276	\$25,912,208	\$25,827,881	\$79,610	\$47,661	\$416,887	\$26,376,756	\$14,079
DCSS Managed												
FF&E: 7700-7504	\$2,045,226	\$1,539,905	\$3,585,131	\$3,599,191		\$3,599,191	\$3,537,296	\$61,894			\$3,599,191	(\$14,060)
Technology: 7800-7801	\$750,000	\$1,099,000	\$1,849,000	\$1,566,714		\$1,566,714	\$1,549,087	\$17,402		\$282,286	\$1,849,000	(\$0)
DCSS Managed Subtotal	\$2,795,226	\$2,638,905	\$5,434,131	\$5,165,905		\$5,165,905	\$5,086,383	\$79,297		\$282,286	\$5,448,191	(\$14,060)
Project Total	\$29,836,296	\$1,988,670	\$31,824,966	\$26,979,837	\$4,098,276	\$31,078,113	\$30,914,264	\$158,907	\$47,661	\$699,173	\$31,824,947	\$19

Program\DeKalb County\421 SPLOST III\Elementary Schools\Allgood ES - Roof

Project Manager: Yolanda Brown
 Architect-Engineer: PCI Group, Inc
 Contractor: Klein Contracting Corporation
 Project: 421-217
 Project Stage: 4. Construction
 Delivery Method: Design / Bid / Build



Funding Source



Scope of Work:

- Full roof replacement with a modified bitumen roofing system.

Remarks:

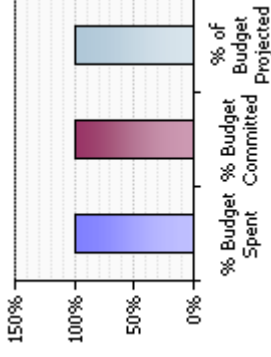
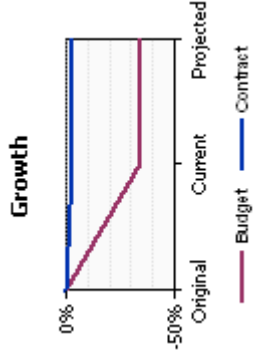
- In Construction Phase - Klein Contracting Corporation is the GC on the project. The cap sheet has been installed in all areas except in the immediate area of the Cafeteria. The work will resume around this area when the replacement of unknown deteriorated or abated material is complete by a change in scope.

Cost Status by Budget Category:

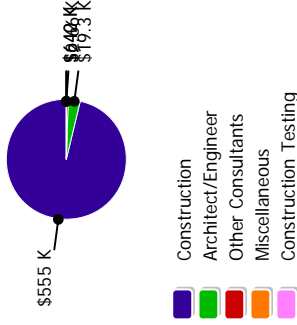
Budget Category	Original Budget	Budget Revision	Current Budget	Executed Changes	Current Contract	Paid To Date	Contract Balance	CORs	ETC Forecast	Estimate At Completion	Uncommitted
CIT Managed											
Architect/Engineer: 7100-7101	\$30,151		\$30,151		\$15,960	\$12,358	\$3,602		\$14,000	\$29,960	\$191
Construction Testing: 7100-7103	\$1,500		\$1,500						\$1,500	\$1,500	
Other Consultants: 7100-7105	\$3,174		\$3,174		\$3,121	\$3,121			\$3,121	\$3,121	\$53
Construction: 7300-7301	\$520,586		\$520,586		\$428,977	\$388,604	\$40,374	\$24,706	\$66,902	\$520,586	\$0
Miscellaneous: 7300-7302	\$1,500		\$1,500		\$700	\$696	\$4		\$800	\$1,500	
Contingency: 9999-9999	\$28,329		\$28,329						\$28,000	\$28,000	\$329
CIT Managed Subtotal	\$585,240		\$585,240		\$448,759	\$404,779	\$43,980	\$24,706	\$111,202	\$584,667	\$573
Project Total	\$585,240		\$585,240		\$448,759	\$404,779	\$43,980	\$24,706	\$111,202	\$584,667	\$573

Program\DeKalb County\421 SPLOST III\Elementary Schools\Avondale ES - Roof

Project Manager: Yolanda Brown
 Architect-Engineer: PCI Group, Inc
 Contractor: Roof Management
 Project: 421-209
 Project Stage: 6. Completed
 Delivery Method: Design / Bid / Build



Funding Source



Scope of Work:

- The installation of a new "Energy Star" modified Bitumen Roofing System.

Remarks:

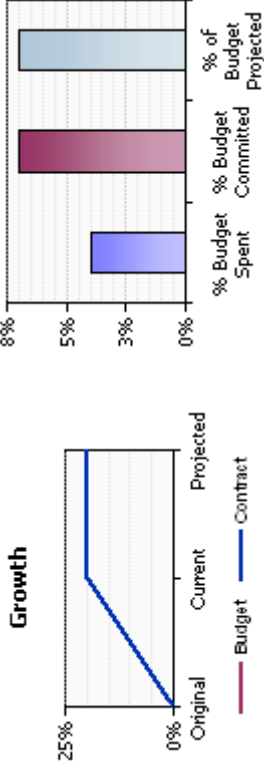
- Project was completed September 2009 , the new roofing system should reduce the cost of cooling the school building.

Cost Status by Budget Category:

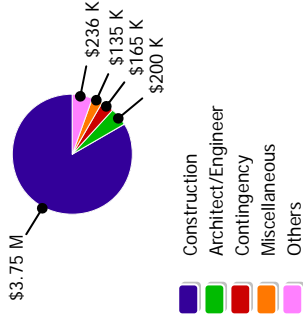
Budget Category	Original Budget	Budget Revision	Current Budget	Executed Changes	Current Contract	Paid To Date	Contract Balance	CORs	ETC Forecast	Estimate At Completion	Uncommitted
CIT Managed											
Architect/Engineer: 7100-7101	\$48,979	(\$29,659)	\$19,320		\$19,320	\$18,953	\$367			\$19,320	
Construction Testing: 7100-7103		\$640	\$640		\$640	\$640				\$640	\$0
Other Consultants: 7100-7105		\$2,658	\$2,658		\$2,658	\$2,658				\$2,658	\$0
Management Fees: 7200-7201	\$16,659	(\$16,659)									
Construction: 7300-7301	\$767,328	(\$211,842)	\$555,486	(\$17,475)	\$555,486	\$555,486	\$0			\$555,486	
Miscellaneous: 7300-7302		\$642	\$642		\$642	\$642				\$642	
Contingency: 9999-9999	\$43,840	(\$43,840)									
CIT Managed Subtotal	\$876,806	(\$298,060)	\$578,746	(\$17,475)	\$578,746	\$578,379	\$367			\$578,746	\$0
Project Total	\$876,806	(\$298,060)	\$578,746	(\$17,475)	\$578,746	\$578,379	\$367			\$578,746	\$0

Program\DeKalb County\421 SPLOST III\High Schools\DSA\Avondale HS\Avondale HS- Renovations

Project Manager: Wade Richardson
 Architect-Engineer: Sy Richards, Architect Inc.
 Contractor:
 Project: 421-123-002
 Project Stage: 2. Design
 Delivery Method: Design / Bid / Build



Funding Source



Scope of Work:

- Redesign of the existing locker rooms and adjacent spaces, window replacement, weight room, dumpster pad, roof replacement, renovation of four existing science labs, site modifications - damaged sidewalks, ROTC drill pad, and parking lot repair (if allowed within the budget)

Remarks:

- 100% Design documents for AHS/DSA Roof replacement has been submitted and under review. The roof replacement is projected to be ready for bid in April. DSA is reviewing proposed A/V system program prepared by Larry Steele.

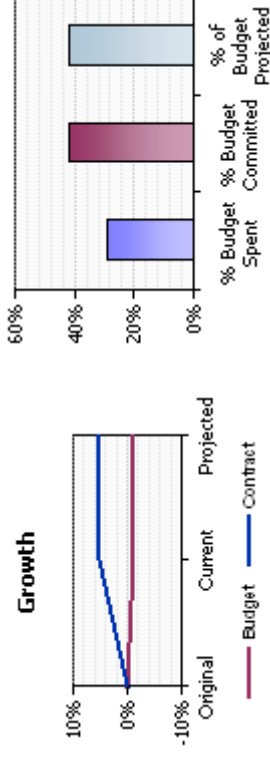
Cost Status by Budget Category:

Budget Category	Original Budget	Budget Revision	Current Budget	Executed Changes	Current Contract	Paid To Date	Contract Balance	CORS	ETC Forecast	Estimate At Completion	Uncommitted
CIT Managed											
Architect/Engineer: 7100-7101		\$200,000	\$200,000	\$49,566	\$187,066	\$40,267	\$115,933		\$12,934	\$200,000	
Surveying: 7100-7102		\$10,700	\$10,700						\$10,700	\$10,700	
Construction Testing: 7100-7103		\$40,000	\$40,000						\$40,000	\$40,000	
Abatement: 7100-7104		\$60,000	\$60,000		\$6,687	\$6,687	(\$0)		\$53,313	\$60,000	
Construction: 7300-7301		\$3,745,000	\$3,745,000	\$59,498	\$59,498	\$12,951	(\$0)		\$3,685,500	\$3,744,998	\$2
Miscellaneous: 7300-7302		\$135,000	\$135,000	\$25,838	\$25,838	\$24,989	\$501		\$109,162	\$135,000	
Utilities: 7500-7501		\$50,000	\$50,000	\$2,327	\$2,327		\$0		\$46,700	\$49,027	\$973
Moving / Relocation: 7500-7502		\$20,000	\$20,000	\$8,739	\$8,739	\$9,143	(\$1,579)		\$11,261	\$20,000	
Trailers: 7600-7503		\$50,000	\$50,000		\$3,267	\$2,350	(\$258)		\$46,700	\$49,967	\$33

Budget Category	Original Budget	Budget Revision	Current Budget	Original Contract	Executed Changes	Current Contract	Paid To Date	Contract Balance	CORs	ETC Forecast	Estimate At Completion	Uncommitted
Contingency: 9999-9999		\$165,000	\$165,000							\$165,000	\$165,000	
CIT Managed Subtotal		\$4,475,700	\$4,475,700	\$243,856	\$49,566	\$293,422	\$96,388	\$114,597		\$4,181,270	\$4,474,692	\$1,008
DCSS Managed												
FF&E: 7700-7504		\$5,000	\$5,000	\$4,000		\$4,000	\$4,000			\$1,000	\$5,000	
DCSS Managed Subtotal		\$5,000	\$5,000	\$4,000		\$4,000	\$4,000			\$1,000	\$5,000	
Project Total		\$4,480,700	\$4,480,700	\$247,856	\$49,566	\$297,422	\$100,388	\$114,597		\$4,182,270	\$4,479,692	\$1,008

Program\DeKalb County\421 SPLOST III\Site Improvements\Site Improvements 2 (322)\Bulk Purchase - Plumbing Fixtures


Project Manager: Larry E. Williams
 Architect-Engineer: DeKalb County School System
 Contractor: Noland Company
 Project: 421-322-001
 Project Stage: 4. Construction
 Delivery Method: Fixed Price



No Photo Available



Funding Source



Scope of Work:

- Bulk purchase consisting of toilets, sinks, drinking fountains, and urinals. The budget includes installation at selected schools.

Remarks:

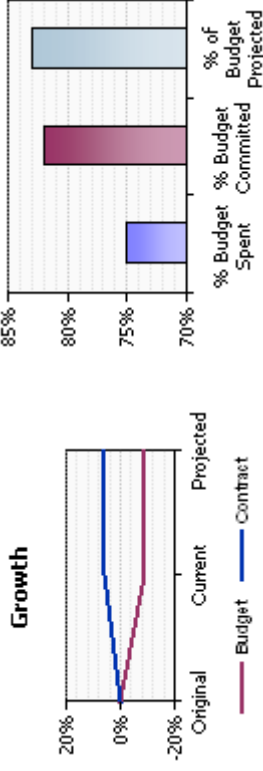
- The following schools plumbing fixtures have been replaced: Oak Grove ES, McLendon ES, Woodridge ES, Brockett ES, Cedar Grove ES, Livsey ES, Austin ES, Sky Haven ES, Kingsley ES, Ashford Park ES, Dresden ES, Rainbow ES and Rock Chapel ES, Hambrick ES, Sagamore ES, Henderson Mill ES and Idlewood ES. Schools with approved WA's are Indian Creek ES and Woodward ES. Schools with pending WA's are Huntley ES and Montgomery ES.

Cost Status by Budget Category:

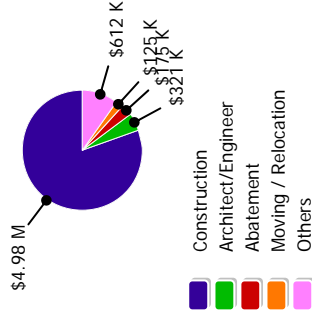
Budget Category	Original Budget	Budget Revision	Current Budget	Original Contract	Executed Changes	Current Contract	Paid To Date	Contract Balance	CORS	ETC Forecast	Estimate At Completion	Uncommitted
CIT Managed												
Construction: 7300-7301	\$2,069,950	(\$26,000)	\$2,043,950	\$817,489	\$40,625	\$858,114	\$290,064	\$525,684		\$1,185,836	\$2,043,950	\$0
CIT Managed Subtotal	\$2,069,950	(\$26,000)	\$2,043,950	\$817,489	\$40,625	\$858,114	\$290,064	\$525,684		\$1,185,836	\$2,043,950	\$0
Project Total	\$2,069,950	(\$26,000)	\$2,043,950	\$817,489	\$40,625	\$858,114	\$290,064	\$525,684		\$1,185,836	\$2,043,950	\$0

Program\DeKalb County\421 SPLOST III\High Schools\Cedar Grove HS - HVAC, Lighting, Ceiling & Roof

Project Manager: Robert Mitchell
 Architect-Engineer: BAA Mechanical Engineers
 Contractor: Talbot Construction Inc
 Project: 421-115
 Project Stage: 4. Construction
 Delivery Method: Fixed Price



Funding Source



Scope of Work:

- The scope of this contract consists of HVAC, ceiling and lighting replacement, as well as roof replacement and addition of an emergency generator at this 177,700 sf facility.

Remarks:

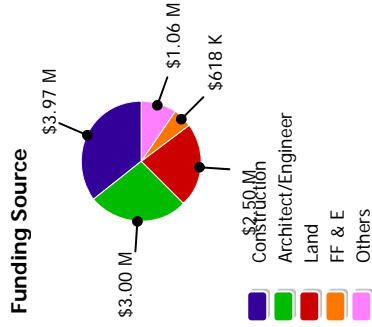
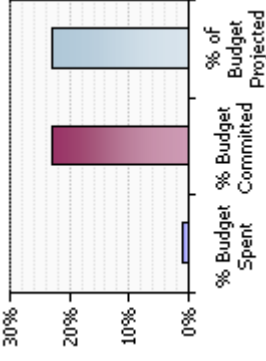
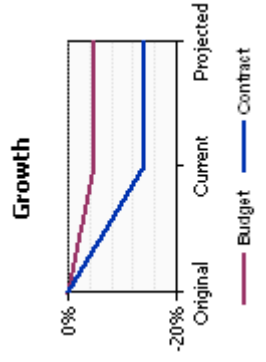
- 5/27/11: I walked with Michael Peace this morning and no new issues with the school was noted. Talbot Construction worked this weekend on some electrical outstanding items and Owens worked on the fire alarm system as well. RTU 11 is working.
- 4/25/11: Talbot Construction is working on the outstanding punch-list and installing the fire alarm system.
Hot issues: Intercom system approval, RTU-25 is not cooling properly today, punchlist and closeout.
- 4/18/11: Talbot Construction is working on the outstanding punchlist and installing the fire alarm system. The first phase of the terrazzo steps project is completed and the second phase will start in the summer 2011.
- 3/21/11
I visited the jobsite this morning and spoke with Dr. James & Mr. Peace about any school issues. The following issues were noted: Mr. Peace ceiling mounted HVAC unit was not working properly (Leaking Water) I spoke with David Jordan of Talbot construction and he will provide a guy from Visionaire to fix/repair the unit. Dr. James stated that the security camera was on-site in a un-lock storage room, I stated to him that the security cameras needed to be under lock and key until the vendor install the cameras. No construction/punchlist work was active because March 21-25 2011 is graduation testing for Cedar Grove High School. The work for the fire alarm system is scheduled from 4:00 pm- until the night custodian staff leaves for the night. The fire alarm system work started on Thursday 3/17/2011 per David Jordan in our OAC meeting, I also notified Jim Hanson in person about the startup of work for the fire alarm system.
- Access Security is adding 48 new cameras as a security upgrade to the existing system. Talbot Construction is removing construction debris, two new exterior locker room doors have been installed at the rear of the school building. Air temperature is steady. Phase six is complete and has received CO.

Cost Status by Budget Category:

Budget Category	Original Budget	Budget Revision	Current Budget	Original Contract	Executed Changes	Current Contract	Paid To Date	Contract Balance	CORS	ETC Forecast	Estimate At Completion	Uncommitted
CIT Managed												
Architect/Engineer: 7100-7101	\$321,000		\$321,000	\$155,000	\$32,925	\$187,925	\$186,415	\$1,510	\$8,084	\$25,000	\$221,009	\$99,991
Surveying: 7100-7102		\$42,000	\$42,000	\$22,100		\$22,100		\$22,100			\$22,100	\$19,900
Construction Testing: 7100-7103	\$38,480		\$38,480	\$2,252		\$2,252	\$950	\$1,302			\$2,252	\$36,228
Abatement: 7100-7104	\$20,000	\$154,757	\$174,757	\$36,873		\$36,873	\$35,939	\$704			\$36,873	\$137,884
Other Consultants: 7100-7105	\$26,556		\$26,556	\$4,038		\$4,038	\$4,038			\$5,000	\$9,038	\$17,518
Management Fees: 7200-7201	\$120,683	(\$120,683)										
Construction: 7300-7301	\$5,328,233	(\$350,000)	\$4,978,233	\$4,401,353	\$255,816	\$4,657,168	\$3,777,372	\$836,571	\$32,982	\$175,000	\$4,865,151	\$113,083
Construction Technology: 7300-7301.22		\$18,000	\$18,000	\$4,410		\$4,410		\$4,410		\$5,000	\$9,410	\$8,590
Miscellaneous: 7300-7302	\$179,196	(\$66,757)	\$112,439	\$335		\$335	\$335			\$25,000	\$25,335	\$87,104
Security: 7400-7401	\$30,000	\$40,000	\$70,000	\$27,425		\$27,425	\$27,030	\$395		\$40,000	\$67,425	\$2,575
Utilities: 7500-7501	\$75,000		\$75,000									\$75,000
Moving / Relocation: 7500-7502	\$125,000		\$125,000	\$93,421		\$93,421	\$75,502	\$17,274		\$35,000	\$128,421	(\$3,421)
Trailers: 7600-7503	\$250,000	(\$199,999)	\$50,001									\$50,001
Contingency: 9999-9999	\$342,850	(\$278,000)	\$64,850							\$10,000	\$10,000	\$54,850
CIT Managed Subtotal	\$6,856,998	(\$760,682)	\$6,096,316	\$4,747,207	\$288,741	\$5,035,947	\$4,107,581	\$884,267	\$41,066	\$320,000	\$5,397,014	\$699,303
DCSS Managed												
Technology: 7800-7801		\$114,999	\$114,999	\$71,983		\$71,983	\$24,947	\$46,209		\$40,000	\$111,983	\$3,016
DCSS Managed Subtotal		\$114,999	\$114,999	\$71,983		\$71,983	\$24,947	\$46,209		\$40,000	\$111,983	\$3,016
Project Total	\$6,856,998	(\$645,683)	\$6,211,315	\$4,819,190	\$288,741	\$5,107,931	\$4,132,528	\$930,476	\$41,066	\$360,000	\$5,508,997	\$702,318

Program\DeKalb County\421 SPLOST III\High Schools\Chamblee HS- New Replacement High School

Project Manager: Amy Sue Mann
 Architect-Engineer: Perkins & Will, Inc
 Contractor:
 Project: 421-117
 Project Stage: 2. Design
 Delivery Method: CM @ Risk



Scope of Work:

- A 1600 FTE replacement high school with a core capacity of 2000 FTE on the existing site. The project will be phased due to the students remaining in the existing school during construction.

Remarks:

- On February 17, 2011, an RFP was issued for CM/GC at Risk Services. A mandatory Pre-proposal Conference and Site Visit will be held on March 9, 2011. Responses to the RFP were received on March 22, 2011. A recommendation for contract award will be taken to the April BOE meeting. The Kick Off Meeting with the Community Review Committee was held on March 17, 2011. The Preliminary Report was received from the A/E on March 17, 2011. It included the Preliminary Program for the proposed new facility. This report is being reviewed internally by DCSS.

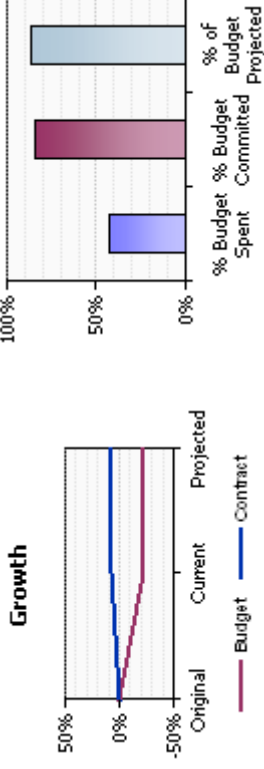
Cost Status by Budget Category:

Budget Category	Original Budget	Budget Revision	Current Budget	Original Contract	Executed Changes	Current Contract	Paid To Date	Contract Balance	CORs	ETC Forecast	Estimate At Completion	Uncommitted
CIT Managed												
Architect/Engineer: 7100-7101	\$540,126	\$2,459,874	\$3,000,000	\$2,905,051	\$2,905,051	\$2,905,051	\$21,250	\$2,873,750		\$94,000	\$2,999,051	\$949
Surveying: 7100-7102	\$20,000		\$20,000	\$13,495	\$13,495	\$13,495	\$13,495			\$6,500	\$19,995	\$5
Construction Testing: 7100-7103	\$78,500		\$78,500	\$22,910	\$22,910	\$22,910	\$12,420	\$10,490		\$55,000	\$77,910	\$591
Other Consultants: 7100-7105	\$67,300	\$2,500	\$69,800	\$29,062	\$29,062	\$29,062	\$8,112	\$6,400	\$1,500	\$39,000	\$69,562	\$238
Management Fees: 7200-7201	\$572,800	(\$572,800)										
Construction: 7300-7301	\$8,932,106	(\$4,959,874)	\$3,972,232							\$3,970,000	\$3,970,000	\$2,232
Construction Technology: 7300-7301.22		\$94,000	\$94,000							\$94,000	\$94,000	
Miscellaneous: 7300-7302	\$183,436	(\$2,500)	\$180,936	\$1,425		\$1,425	\$960			\$179,500	\$180,925	\$11
Security: 7400-7401	\$50,000		\$50,000							\$50,000	\$50,000	
Utilities: 7500-7501	\$100,000		\$100,000							\$100,000	\$100,000	
Moving / Relocation: 7500-7502	\$75,000		\$75,000							\$75,000	\$75,000	

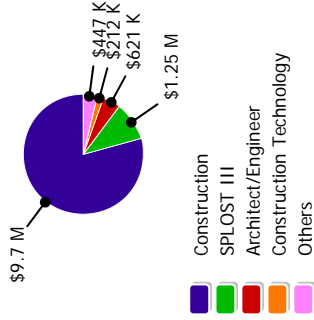
Budget Category	Original Budget	Budget Revision	Current Budget	Original Contract	Executed Changes	Current Contract	Paid To Date	Contract Balance	CORs	ETC Forecast	Estimate At Completion	Uncommitted
Contingency: 9999-9999	\$338,450	(\$94,000)	\$244,450			\$2,971,943	\$56,237	\$2,890,640	\$1,500	\$244,450	\$244,450	
CIT Managed Subtotal	\$10,957,718	(\$3,072,800)	\$7,884,918	\$2,971,943						\$4,907,450	\$7,880,893	\$4,025
DCSS Managed												
Land: 7100-7150		\$2,500,000	\$2,500,000							\$2,500,000	\$2,500,000	
FF&E: 7700-7504	\$617,589		\$617,589							\$617,500	\$617,500	\$89
Technology: 7800-7801	\$150,000		\$150,000							\$150,000	\$150,000	
DCSS Managed Subtotal	\$767,589	\$2,500,000	\$3,267,589							\$3,267,500	\$3,267,500	\$89
Project Total	\$11,725,307	(\$572,800)	\$11,152,507	\$2,971,943		\$2,971,943	\$56,237	\$2,890,640	\$1,500	\$8,174,950	\$11,148,393	\$4,114

Program\DeKalb County\421 SPLOST III\High Schools\Clarkston HS - Renovation & Addition

Project Manager: Lamonte Artis
 Architect-Engineer: HADP Architecture, Inc.
 Contractor: Hogan Construction
 Project: 421-118
 Project Stage: 4. Construction
 Delivery Method: Design / Bid / Build



Funding Source



Scope of Work:

- A building addition of 32,000 SF that includes Career Technology space and a new auditorium. Also included is replacement of HVAC, ceiling and lighting systems in the existing building as well as other facility improvements.

Remarks:

- Construction and renovation activities are currently taking place in Phases 7 and 13. The new exhaust hood for the professional food service program has been installed in phase 7. The roof structure for the new addition is 80% complete. New emergency generator has been tested and passed for proper sequencing. Construction started on June 2, 2010, anticipated completion date 3rd quarter 2011.

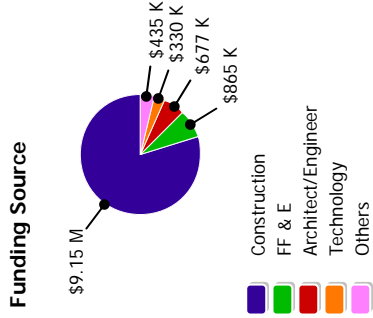
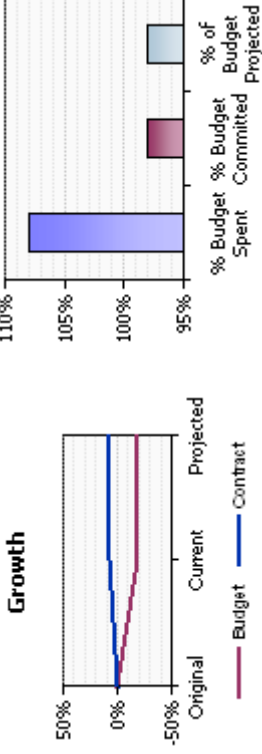
Cost Status by Budget Category:

Budget Category	Original Budget	Budget Revision	Current Budget	Original Contract	Executed Changes	Current Contract	Paid To Date	Contract Balance	CORs	ETC Forecast	Estimate At Completion	Uncommitted
CIT Managed												
Architect/Engineer: 7100-7101	\$721,378	(\$100,000)	\$621,378	\$588,101	\$17,340	\$605,441	\$536,441	\$60,564		\$15,937	\$621,378	
Surveying: 7100-7102	\$20,000	\$19,000	\$39,000	\$32,030		\$32,030	\$30,250			\$6,970	\$39,000	
Construction Testing: 7100-7103	\$100,000		\$100,000	\$34,979		\$34,979	\$31,351	\$0		\$65,000	\$99,979	\$21
Abatement: 7100-7104	\$20,000	\$13,143	\$33,143	\$11,227		\$11,227	\$3,058	\$11		\$21,900	\$33,127	\$16
Other Consultants: 7100-7105	\$57,672		\$57,672	\$4,843		\$4,843	\$4,843			\$52,829	\$57,672	
Management Fees: 7200-7201	\$419,488	(\$419,488)										
Construction: 7300-7301	\$12,002,960	(\$2,255,000)	\$9,747,960	\$8,824,039	\$652,332	\$9,476,371	\$1,946,285	\$4,928,788	\$275,406		\$9,751,777	(\$3,817)
Construction Technology: 7300-7301.22		\$212,000	\$212,000	\$11,451		\$11,451		\$11,451		\$200,000	\$211,451	\$545
Miscellaneous: 7300-7302	\$270,126	(\$213,143)	\$56,983	\$557		\$557	\$557			\$56,426	\$56,983	(\$0)

Budget Category	Original Budget	Budget Revision	Current Budget	Original Contract	Executed Changes	Current Contract	Paid To Date	Contract Balance	CORs	ETC Forecast	Estimate At Completion	Uncommitted
Security: 7400-7401	\$75,000	(\$50,000)	\$25,000							\$25,000	\$25,000	
Utilities: 7500-7501	\$165,000	(\$125,000)	\$40,000						\$35,000	\$5,000	\$40,000	
Moving / Relocation: 7500-7502	\$100,000	(\$45,000)	\$55,000	\$58,415		\$58,415	\$36,300	(\$11,668)			\$58,415	(\$3,415)
Contingency: 9999-9999	\$536,325	(\$456,000)	\$80,325							\$73,600	\$73,600	\$6,72E
CIT Managed Subtotal	\$14,487,949	(\$3,419,488)	\$11,068,461	\$9,565,641	\$669,672	\$10,235,313	\$2,589,085	\$4,989,148	\$310,406	\$522,662	\$11,068,381	\$8C
DCSS Managed												
FF&E: 7700-7504	\$718,733		\$718,733	\$20,544		\$20,544	\$16,020	\$4,524		\$698,189	\$718,733	(\$0)
Technology: 7800-7801	\$488,000		\$488,000	\$9,459		\$9,459		\$4,890		\$478,541	\$488,000	(\$0)
DCSS Managed Subtotal	\$1,206,733		\$1,206,733	\$30,004		\$30,004	\$16,020	\$9,415		\$1,176,730	\$1,206,734	(\$1)
Project Total	\$15,694,682	(\$3,419,488)	\$12,275,194	\$9,595,645	\$669,672	\$10,265,317	\$2,605,105	\$4,998,562	\$310,406	\$1,699,392	\$12,275,115	\$79

Program\DeKalb County\421 SPLOST III\High Schools\Columbia HS - SPLOST II Deferred

Project Manager: Vincent Pope and Associates
 Architect-Engineer: Merit Construction Company
 Contractor: 421-104
 Project Stage: 5. Close-out
 Delivery Method: CM @ Risk



Scope of Work:

- Scope includes a Fine Arts building addition, resurfacing of the track, restoring the baseball field and miscellaneous renovations inside the existing buildings, which includes HVAC, ceiling and lighting improvements.

Remarks:

- Contract closeout documentation is being submitted and reviewed.

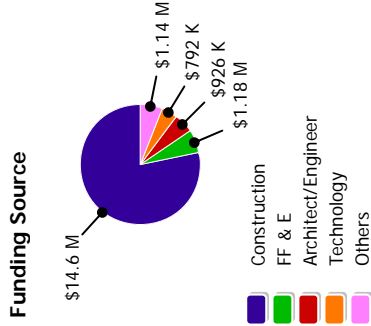
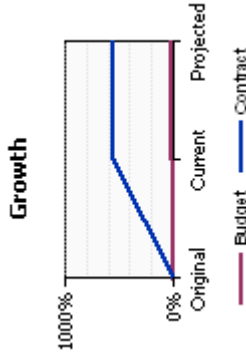
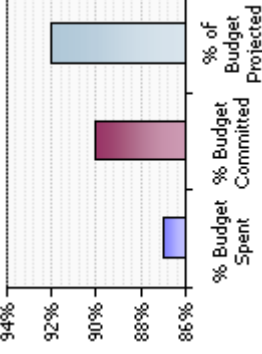
Cost Status by Budget Category:

Budget Category	Original Budget	Budget Revision	Current Budget	Original Contract	Executed Changes	Current Contract	Paid To Date	Contract Balance	CORS	ETC Forecast	Estimate At Completion	Uncommitted
CIT Managed												
Architect/Engineer: 7100-7101	\$660,137	\$16,863	\$677,000	\$625,000	\$52,000	\$677,000	\$655,419	\$21,581			\$677,000	
Surveying: 7100-7102	\$30,000	(\$15,300)	\$14,700	\$14,700		\$14,700	\$14,700				\$14,700	
Construction Testing: 7100-7103	\$45,022	(\$21,664)	\$23,358	\$23,358		\$23,358	\$23,358				\$23,358	\$0
Abatement: 7100-7104	\$70,000	(\$56,400)	\$13,600	\$13,600		\$13,600	\$13,600				\$13,600	
Other Consultants: 7100-7105	\$115,022	(\$87,773)	\$27,249	\$27,249		\$27,249	\$27,249				\$27,249	\$0
Management Fees: 7200-7201	\$230,045	(\$230,045)										
Construction: 7300-7301	\$10,255,916	(\$1,110,731)	\$9,145,185	\$8,194,812	\$778,413	\$8,973,225	\$10,137,948	(\$1,164,723)			\$8,973,225	\$171,960
Miscellaneous: 7300-7302	\$556,364	(\$239,108)	\$317,256	\$317,256		\$317,256	\$317,256				\$317,256	(\$0)
Security: 7400-7401	\$25,000	(\$24,459)	\$541	\$541		\$541	\$541				\$541	\$0
Utilities: 7500-7501	\$75,000	(\$75,000)										
Moving / Relocation: 7500-7502	\$75,000	(\$57,970)	\$17,030	\$1,998		\$1,998	\$1,998				\$1,998	\$15,032

Budget Category	Original Budget	Budget Revision	Current Budget	Original Contract	Executed Changes	Current Contract	Paid To Date	Contract Balance	CORs	ETC Forecast	Estimate At Completion	Uncommitted
Trailers: 7600-7503	\$200,000	(\$179,058)	\$20,942	\$20,942		\$20,942	\$20,942				\$20,942	
Contingency: 9999-9999	\$575,114	(\$575,114)										
CIT Managed Subtotal	\$12,912,620	(\$2,655,759)	\$10,256,861	\$9,239,455	\$830,413	\$10,069,868	\$11,213,010	(\$1,143,142)			\$10,069,868	\$186,993
DCSS Managed												
FF&E: 7700-7504	\$750,000	\$115,000	\$865,000	\$934,276		\$934,276	\$934,276	(\$0)			\$934,276	(\$69,276)
Technology: 7800-7801	\$255,139	\$75,000	\$330,139	\$267,525		\$267,525	\$267,525				\$267,525	\$62,614
DCSS Managed Subtotal	\$1,005,139	\$190,000	\$1,195,139	\$1,201,800		\$1,201,800	\$1,201,801	(\$0)			\$1,201,800	(\$6,661)
Project Total	\$13,917,759	(\$2,465,759)	\$11,452,000	\$10,441,256	\$830,413	\$11,271,669	\$12,414,811	(\$1,143,142)			\$11,271,669	\$180,331

Program\DeKalb County\421 SPLOST III\High Schools\Cross Keys HS - Renovation & Addition

Project Manager: **Janene Glasman**
 Architect-Engineer: **Richard Wittschiebe Hand**
 Contractor: **Evergreen Construction**
 Project: **421-106**
 Project Stage: **5. Close-out**
 Delivery Method: **CM @ Risk**



Scope of Work:

- This project includes renovation and upgrades to HVAC, ceilings, lighting, and electrical systems. Also included is a 15,000 SF expansion to a classroom wing to accommodate the relocation of DeKalb High School of Technology North and re-roofing of the existing building.

Remarks:

- The project is Substantially Complete. Work continues on the fire alarm system and other changes to the original scope. "Quad" trailers used during construction are currently being removed and tennis court work has begun.

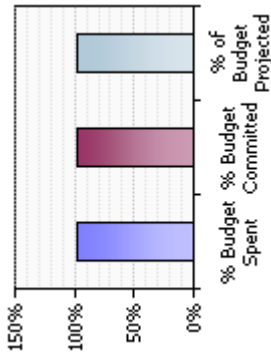
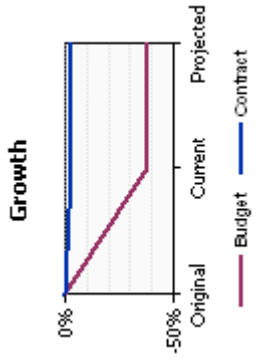
Cost Status by Budget Category:

Budget Category	Original Budget	Budget Revision	Current Budget	Original Contract	Executed Changes	Current Contract	Paid To Date	Contract Balance	CORs	ETC Forecast	Estimate At Completion	Uncommi
CIT Managed												
Architect/Engineer: 7100-7101	\$708,178	\$218,000	\$926,178	\$646,877	\$260,421	\$907,298	\$888,914	\$18,384	\$12,170	\$20,000	\$919,468	\$0
Surveying: 7100-7102	\$25,000	\$22,000	\$47,000	\$26,121		\$26,121	\$26,121			\$5,000	\$46,121	\$0
Construction Testing: 7100-7103	\$45,000		\$45,000	\$12,257	\$19,580	\$31,837	\$31,837	\$0			\$36,837	\$0
Abatement: 7100-7104	\$70,000	\$56,000	\$126,000	\$109,870		\$109,870	\$109,870	(\$0)		\$5,000	\$109,870	\$10
Other Consultants: 7100-7105	\$20,000		\$20,000	\$6,615		\$6,615	\$6,615				\$11,615	\$0
Management Fees: 7200-7201	\$449,717	(\$449,717)										
Construction: 7300-7301	\$11,777,973	\$2,800,000	\$14,577,973	\$474,815	\$13,914,474	\$14,389,289	\$13,015,933	\$521,396	\$296,147	(\$127,942)	\$14,557,494	\$20
Construction Technology: 7300-7301.22		\$195,000	\$195,000	\$26,692		\$26,692		\$26,692		\$130,942	\$157,634	\$30
Miscellaneous: 7300-7302	\$240,846	(\$134,500)	\$106,346	\$1,412		\$1,412	\$1,412			\$10,000	\$11,412	\$94
Security: 7400-7401	\$150,000	(\$110,000)	\$40,000							\$10,000	\$10,000	\$30

Budget Category	Original Budget	Budget Revision	Current Budget	Original Contract	Executed Changes	Current Contract	Paid To Date	Contract Balance	CORs	ETC Forecast	Estimate At Completion	Uncommi
Utilities: 7500-7501	\$100,000	(\$55,000)	\$45,000							\$3,000	\$3,000	\$4,
Moving / Relocation: 7500-7502	\$125,000	\$25,000	\$150,000	\$142,705		\$142,705	\$128,486	\$13,445		\$5,000	\$147,705	\$,
Trailers: 7600-7503	\$1,000,000	(\$850,000)	\$150,000	\$64,955		\$64,955	\$62,361	\$2,502		\$35,000	\$99,955	\$50
Contingency: 9999-9999	\$549,222	(\$336,000)	\$213,222							\$100,000	\$100,000	\$11,
CIT Managed Subtotal	\$15,260,936	\$1,380,783	\$16,641,719	\$1,512,319	\$14,194,475	\$15,706,794	\$14,271,549	\$582,420	\$308,317	\$196,000	\$16,211,111	\$430
DCSS Managed												
FF&E: 7700-7504	\$916,412	\$262,500	\$1,178,912	\$885,700		\$885,700	\$885,700				\$885,700	\$29,
Technology: 7800-7801	\$750,000	\$42,000	\$792,000	\$132,195		\$132,195	\$129,459				\$132,195	\$65,
DCSS Managed Subtotal	\$1,666,412	\$304,500	\$1,970,912	\$1,017,895		\$1,017,895	\$1,015,159				\$1,017,895	\$95,
Project Total	\$16,927,348	\$1,685,283	\$18,612,631	\$2,530,214	\$14,194,475	\$16,724,689	\$15,286,707	\$582,420	\$308,317	\$196,000	\$17,229,006	\$1,383

Program\DeKalb County\421 SPLOST III\High Schools\DeKalb HS of Tech South - Roof

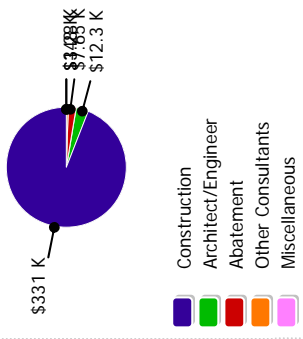
Project Manager: Yolanda Brown
 Architect-Engineer: PCI Group, Inc
 Contractor: Roof Management
 Project: 421-215
 Project Stage: 6. Completed
 Delivery Method: Design / Bid / Build



No Photo Available



Funding Source



Scope of Work:

- Full roof replacement

Remarks:

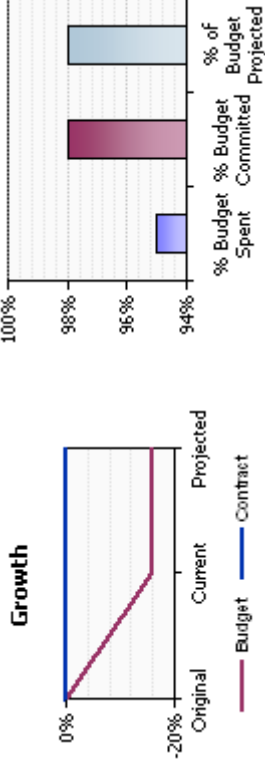
- Construction was completed May 1010.

Cost Status by Budget Category:

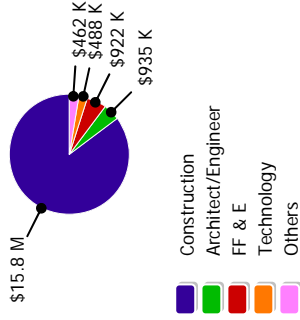
Budget Category	Original Budget	Budget Revision	Current Budget	Original Contract	Executed Changes	Current Contract	Paid To Date	Contract Balance	CORs	ETC Forecast	Estimate At Completion	Uncommitted
CIT Managed												
Architect/Engineer: 7100-7101	\$31,043	(\$18,783)	\$12,260	\$11,400		\$11,400	\$11,400				\$11,400	\$860
Surveying: 7100-7102	\$6,000	(\$6,000)										
Construction Testing: 7100-7103	\$1,500	(\$1,500)										
Abatement: 7100-7104		\$7,654	\$7,654	\$7,654		\$7,654	\$7,654				\$7,654	\$0
Other Consultants: 7100-7105	\$1,438	(\$160)		\$1,278		\$1,278	\$1,278				\$1,278	
Construction: 7300-7301	\$507,367	(\$176,619)	\$330,748	\$330,748		\$330,748	\$320,138	\$10,610			\$330,748	
Miscellaneous: 7300-7302	\$1,500	(\$1,152)	\$348	\$348		\$348	\$348				\$348	
Contingency: 9999-9999	\$21,574	(\$21,574)										
CIT Managed Subtotal	\$570,422	(\$218,134)	\$352,288	\$351,428		\$351,428	\$340,818	\$10,610			\$351,428	\$860
Project Total	\$570,422	(\$218,134)	\$352,288	\$351,428		\$351,428	\$340,818	\$10,610			\$351,428	\$860

Program\DeKalb County\421 SPLOST III\High Schools\Druid Hills HS - Renovation & Addition

Project Manager: Janene Glasman
 Architect-Engineer: Perkins & Will, Inc
 Contractor: Merit Construction Company
 Project: 421-119
 Project Stage: 5. Close-out
 Delivery Method: CM @ Risk



Funding Source



Scope of Work:

- This project includes renovation and upgrades to HVAC, ceilings, lighting, and electrical systems. A 31,000 SF, two-story science classroom addition is also included.

Remarks:

- This project is substantially complete. Punchlist work is ongoing.

Cost Status by Budget Category:

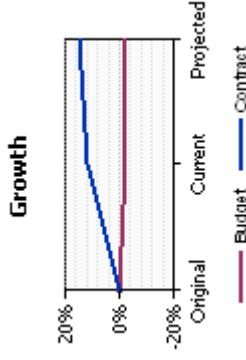
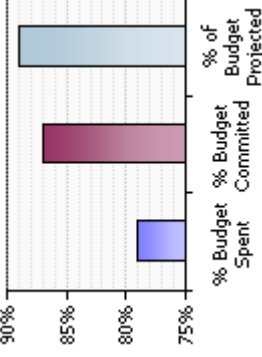
Budget Category	Original Budget	Budget Revision	Current Budget	Original Contract	Executed Changes	Current Contract	Paid To Date	Contract Balance	CORS	ETC Forecast	Estimate At Completion	Uncommitted
CIT Managed												
Architect/Engineer: 7100-7101	\$951,411	(\$16,861)	\$934,550	\$924,550		\$924,550	\$922,322	\$2,228		\$2,000	\$926,550	\$8,000
Surveying: 7100-7102	\$30,000	(\$21,750)	\$8,250	\$8,250		\$8,250	\$8,250				\$8,250	
Construction Testing: 7100-7103	\$125,000	(\$77,070)	\$47,930	\$44,664		\$44,664	\$41,340	\$829		\$1,500	\$46,164	\$1,766
Abatement: 7100-7104	\$22,300	\$54,457	\$76,757	\$65,311		\$65,311	\$64,953	\$1		\$1,000	\$66,311	\$10,446
Other Consultants: 7100-7105	\$78,712	(\$65,479)	\$13,233	\$3,233		\$3,233	\$3,233			\$1,000	\$4,233	\$9,000
Management Fees: 7200-7201	\$1,235,912	(\$1,235,912)										
Construction: 7300-7301	\$15,826,842		\$15,826,842	\$15,728,822	(\$36,854)	\$15,691,968	\$14,393,462	\$409,104		\$40,000	\$15,691,968	\$134,874
Miscellaneous: 7300-7302	\$446,520	(\$371,520)	\$75,000			\$65,868	\$65,868				\$40,000	\$35,000
Security: 7400-7401	\$75,000	(\$30,000)	\$45,000	\$65,868		\$65,868					\$65,868	(\$20,868)
Utilities: 7500-7501	\$175,000	(\$168,990)	\$6,010	\$6,010		\$6,010	\$6,010				\$6,010	
Moving / Relocation: 7500-7502	\$200,000	(\$120,000)	\$80,000	\$65,763		\$65,763	\$55,606	\$3,891		\$500	\$66,263	\$13,738

Budget Category	Original Budget	Budget Revision	Current Budget	Original Contract	Executed Changes	Current Contract	Paid To Date	Contract Balance	CORs	ETC Forecast	Estimate At Completion	Uncommitted
Trailers: 7600-7503	\$156,632	(\$126,818)	\$29,814	\$29,959		\$29,959	\$26,112	\$3,816		(\$2,756)	\$27,203	\$2,611
Contingency: 9999-9999	\$856,915	(\$776,777)	\$80,138							\$40,000	\$40,000	\$40,138
CIT Managed Subtotal	\$20,180,244	(\$2,956,720)	\$17,223,524	\$16,942,430	(\$36,854)	\$16,905,576	\$15,587,156	\$419,869		\$83,244	\$16,988,820	\$234,704
DCSS Managed												
FF&E: 7700-7504	\$1,421,613	(\$500,000)	\$921,613	\$804,149		\$804,149	\$791,987	\$12,162			\$804,149	\$117,464
Technology: 7800-7801	\$488,000		\$488,000	\$497,094		\$497,094	\$497,093	\$1			\$497,094	(\$9,094)
DCSS Managed Subtotal	\$1,909,613	(\$500,000)	\$1,409,613	\$1,301,243		\$1,301,243	\$1,289,080	\$12,163			\$1,301,243	\$108,370
Project Total	\$22,089,857	(\$3,456,720)	\$18,633,137	\$18,243,673	(\$36,854)	\$18,206,819	\$16,876,236	\$432,033		\$83,244	\$18,290,063	\$343,074

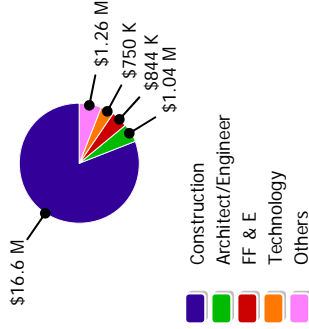
Budget Category	Original Budget	Budget Revision	Current Budget	Original Contract	Executed Changes	Current Contract	Paid To Date	Contract Balance	CORs	ETC Forecast	Estimate At Completion	Uncommitted
Construction: 7300-7301	\$7,290,748	(\$3,995,000)	\$3,295,748	\$3,274,304	\$104,892	\$3,379,196	\$3,292,583	\$18,603	\$47,317		\$3,426,513	(\$130,765)
Miscellaneous: 7300-7302	\$370,039	(\$419,999)	(\$49,960)	\$7,707		\$7,707	\$5,832	\$1,800			\$7,707	(\$57,667)
Security: 7400-7401	\$25,000	\$50,000	\$75,000	\$22,752		\$22,752	\$22,752			\$52,000	\$74,752	\$248
Utilities: 7500-7501	\$75,000	(\$50,000)	\$25,000							\$25,000	\$25,000	
Moving / Relocation: 7500-7502	\$125,000	\$5,000	\$130,000	\$93,094		\$93,094	\$93,134	(\$695)		\$36,000	\$129,094	\$906
Trailers: 7600-7503		\$54,999	\$54,999	\$11,545		\$11,545	\$9,506	\$1,580		\$43,000	\$54,545	\$454
Contingency: 9999-9999	\$500,000	(\$400,000)	\$100,000									\$100,000
CIT Managed Subtotal	\$9,239,250	(\$4,831,285)	\$4,407,965	\$3,918,580	\$118,869	\$4,037,449	\$3,928,650	\$39,600	\$47,317	\$323,000	\$4,407,766	\$199
DCSS Managed												
FF&E: 7700-7504	\$460,750	\$100,000	\$560,750	\$429,581		\$429,581	\$406,591	\$22,990		\$131,000	\$560,581	\$169
Technology: 7800-7801	\$300,000	\$80,000	\$380,000	\$285,839		\$285,839	\$285,746	\$93		\$94,000	\$379,839	\$161
DCSS Managed Subtotal	\$760,750	\$180,000	\$940,750	\$715,420		\$715,420	\$692,338	\$23,083		\$225,000	\$940,420	\$330
Project Total	\$10,000,000	(\$4,651,285)	\$5,348,715	\$4,634,000	\$118,869	\$4,752,869	\$4,620,987	\$62,683	\$47,317	\$548,000	\$5,348,186	\$529

Program\DeKalb County\421 SPLOST III\High Schools\Dunwoody HS - Renovation & Addition

Project Manager: Barry Booth
 Architect-Engineer: Perkins & Will, Inc
 Contractor: Doster Construction Company, Inc.
 Project: 421-120
 Project Stage: 4. Construction
 Delivery Method: Design / Bid / Build



Funding Source



Scope of Work:

- The scope includes HVAC, Lighting and ADA upgrades, Career Technology Renovations and Classroom additions. The existing facility is approximately 170,030 sf and the planned additions are approximately 38,180 sf.

Remarks:

- Existing interior renovation and third floor addition scope of work is complete. Auditorium addition is approximately 50% complete with an anticipated completion of mid April. Auditorium dry in should be expected by Mid March. Exterior landscaping has begun and will be completed by the end of March.

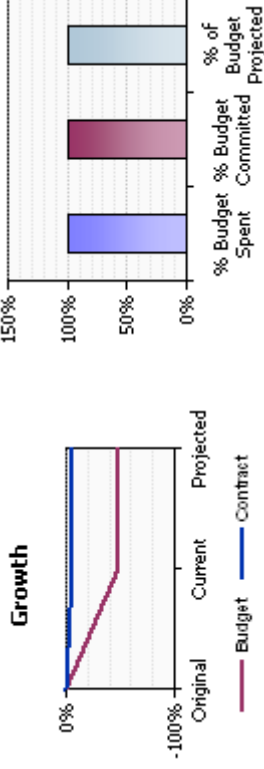
Cost Status by Budget Category:

Budget Category	Original Budget	Budget Revision	Current Budget	Original Contract	Executed Changes	Current Contract	Paid To Date	Contract Balance	CORS	ETC Forecast	Estimate At Completion	Uncommitted
CIT Managed												
Architect/Engineer: 7100-7101	\$952,137	\$83,100	\$1,035,237	\$913,693	\$107,886	\$1,021,579	\$881,830	\$19,404		\$13,659	\$1,035,238	(\$1)
Surveying: 7100-7102	\$30,000	\$16,900	\$46,900	\$46,200		\$46,200	\$38,000	\$8,200		\$700	\$46,900	
Construction Testing: 7100-7103	\$100,000		\$100,000	\$101,267		\$101,267	\$85,963	\$6,497			\$101,267	(\$1,267)
Abatement: 7100-7104	\$20,000	\$50,000	\$70,000	\$76,941		\$76,941	\$76,940	\$0			\$76,941	(\$6,941)
Other Consultants: 7100-7105	\$70,398		\$70,398	\$3,761		\$3,761	\$3,761				\$70,398	
Management Fees: 7200-7201	\$498,866	(\$498,866)										
Construction: 7300-7301	\$15,644,019	\$1,000,000	\$16,644,019	\$14,159,510	\$1,833,479	\$15,992,989	\$13,340,545	\$1,453,816	\$467,764	\$134,000	\$16,594,753	\$49,266
Miscellaneous: 7300-7302	\$328,375	(\$224,134)	\$104,241	\$31,108		\$31,108	\$9,662	\$21,446		\$73,133	\$104,241	(\$0)
Security: 7400-7401	\$105,000		\$105,000							\$105,000	\$105,000	
Utilities: 7500-7501	\$235,000	(\$50,000)	\$185,000	\$11,065		\$11,065				\$173,935	\$185,000	


Budget Category	Original Budget	Budget Revision	Current Budget	Original Contract	Executed Changes	Current Contract	Paid To Date	Contract Balance	CORs	ETC Forecast	Estimate At Completion	Uncommitted
Moving / Relocation: 7500-7502	\$250,000		\$250,000	\$189,472		\$189,472	\$133,723	\$1,612		\$60,528	\$250,000	
Trailers: 7600-7503	\$250,000		\$250,000	\$95,661		\$95,661	\$70,643	\$16,686		\$154,339	\$250,000	
Contingency: 9999-9999	\$700,866	(\$625,000)	\$75,866							\$67,658	\$67,658	\$8,208
CIT Managed Subtotal	\$19,184,661	(\$248,000)	\$18,936,661	\$15,628,678	\$1,941,365	\$17,570,043	\$14,641,068	\$1,527,662	\$467,764	\$849,589	\$18,887,396	\$49,265
DCSS Managed												
FF&E: 7700-7504	\$1,094,685	(\$250,866)	\$843,819	\$84,170		\$84,170	\$75,065	(\$0)		\$759,649	\$843,819	(\$0)
Technology: 7800-7801	\$750,000		\$750,000	\$119,083		\$119,083	\$119,083			\$630,917	\$750,000	(\$0)
DCSS Managed Subtotal	\$1,844,685	(\$250,866)	\$1,593,819	\$203,254		\$203,254	\$194,148	(\$0)		\$1,390,566	\$1,593,820	(\$1)
Project Total	\$21,029,346	(\$498,866)	\$20,530,480	\$15,831,931	\$1,941,365	\$17,773,296	\$14,835,216	\$1,527,662	\$467,764	\$2,240,155	\$20,481,215	\$49,265

Program\DeKalb County\421 SPLOST III\Elementary Schools\Eldridge L. Miller ES - Roof

Project Manager: Yolanda Brown
 Architect-Engineer: PCI Group, Inc
 Contractor: Roof Management
 Project: 421-216
 Project Stage: 6. Completed
 Delivery Method: Design / Bid / Build



Funding Source



Scope of Work:

- An installation of an energy star rated modified roofing system. There is a (5) year roofing contractor's warranty and a (20) year roofing manufacturer's warranty.

Remarks:

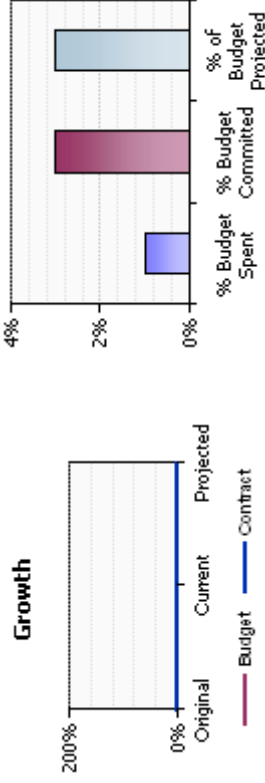
- Construction was completed June 2010. The new roofing system should reduce the energy required to cool the school building.

Cost Status by Budget Category:

Budget Category	Original Budget	Budget Revision	Current Budget	Executed Changes	Current Contract	Paid To Date	Contract Balance	CORs	ETC Forecast	Estimate At Completion	Uncommitted
CIT Managed											
Architect/Engineer: 7100-7101	\$46,362	(\$30,962)	\$15,400		\$15,400	\$15,400				\$15,400	
Construction Testing: 7100-7103	\$1,500	(\$722)	\$778		\$778	\$778				\$778	\$0
Other Consultants: 7100-7105	\$3,591	(\$400)	\$3,191		\$3,191	\$3,191				\$3,191	
Construction: 7300-7301	\$781,093	(\$347,857)	\$433,236	(\$24,500)	\$433,236	\$433,236				\$433,236	
Miscellaneous: 7300-7302	\$1,500	(\$1,152)	\$348		\$348	\$348				\$348	
Contingency: 9999-9999	\$43,213	(\$43,213)									
CIT Managed Subtotal	\$877,259	(\$424,306)	\$452,953	(\$24,500)	\$452,953	\$452,953				\$452,953	\$0
Project Total	\$877,259	(\$424,306)	\$452,953	(\$24,500)	\$452,953	\$452,953				\$452,953	\$0

Program\DeKalb County\421 SPLOST III\Site Improvements\Site Improvements 1 (321)\Emergency Generators

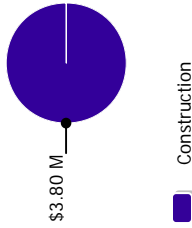
Project Manager: **Larry E. Williams**
 Architect-Engineer: **HESMA Consulting Engineers**
 Contractor:
 Project: **421-321-015**
 Project Stage: **3. Procurement**
 Delivery Method: **Design / Bid / Build**



No Photo Available



Funding Source



Scope of Work:

- Provide and install emergency generators at 67 of the DeKalb County School System's schools and centers. The generator systems will provide emergency power to support critical systems, including life safety and fire alarm, at each of the sites.

Remarks:

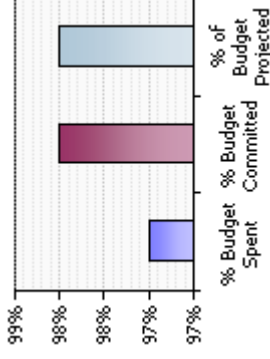
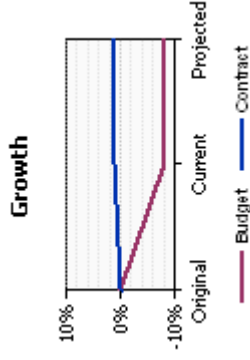
- We have a Board approved vendor to provide emergency generators for this project. Our focus will be to provide emergency generators and associated scope of work for the Head End Sites initially. We are in the process of preparing a bid package to complete (2) schools that will be bid simultaneously and separately. bids for labor should go out the week of Feb.14th.

Cost Status by Budget Category:


Budget Category	Original Budget	Budget Revision	Current Budget	Original Contract	Executed Changes	Current Contract	Paid To Date	Contract Balance	CORs	ETC Forecast	Estimate At Completion	Uncommitted
CIT Managed												
Construction: 7300-7301	\$3,800,000		\$3,800,000	\$115,994		\$115,994	\$36,626	\$79,368		\$3,684,000	\$3,799,994	\$6
CIT Managed Subtotal	\$3,800,000		\$3,800,000	\$115,994		\$115,994	\$36,626	\$79,368		\$3,684,000	\$3,799,994	\$6
Project Total	\$3,800,000		\$3,800,000	\$115,994		\$115,994	\$36,626	\$79,368		\$3,684,000	\$3,799,994	\$6

Program\DeKalb County\421 SPLOST III\Emergency HVAC Work - SPLOST II\Emergency HVAC Work

Project Manager: **Robert Mitchell**
 Architect-Engineer:
 Contractor:
 Project: **421-101**
 Project Stage: **4. Construction**
 Delivery Method:



Funding Source



Scope of Work:

- The following are projects and their corresponding values which are funded from this project:
 - Sequoyah MS, 419-633 \$125,000
 - Margaret Harris HS, 419-652 \$949,282
 - Snappinger ES, 419-660 \$706,026
 - Avondale HS, 419-755 \$1,152,516
 - Redan ES, 419-763 \$402,800
 - Shamrock MS, 419-772 \$366,318

Remarks:

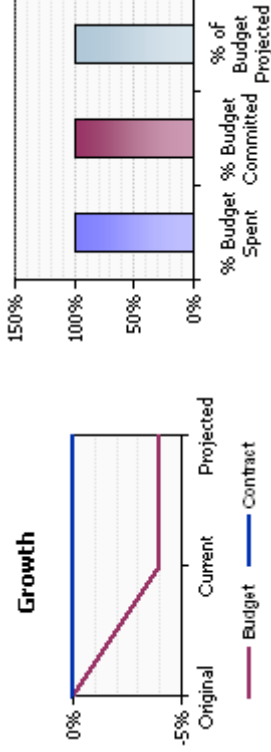
- Sequoyah MS - In Closeout and working on punchlist
- Margaret Harris HS - Completed
- Snappinger ES - Completed -Closeout Documents Rec'd and punchlist done
- Avondale HS - Complete
- Redan ES - Complete
- Shamrock MS - Complete

Cost Status by Budget Category:

Budget Category	Original Budget	Budget Revision	Current Budget	Original Contract	Executed Changes	Current Contract	Paid To Date	Contract Balance	CORs	ETC Forecast	Estimate At Completion	Uncommitted
CIT Managed												
Construction: 7300-7301	\$5,026,397	(\$390,000)	\$4,636,397	\$4,508,266	\$26,478	\$4,534,744	\$4,474,415	\$60,329		\$101,000	\$4,635,744	\$653
CIT Managed Subtotal	\$5,026,397	(\$390,000)	\$4,636,397	\$4,508,266	\$26,478	\$4,534,744	\$4,474,415	\$60,329		\$101,000	\$4,635,744	\$653
Project Total	\$5,026,397	(\$390,000)	\$4,636,397	\$4,508,266	\$26,478	\$4,534,744	\$4,474,415	\$60,329		\$101,000	\$4,635,744	\$653

Program\DeKalb County\421 SPLOST III\Site Improvements\Site Improvements 2 (322)\Energy Management System Update

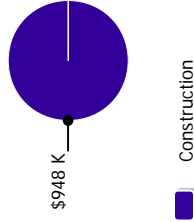
Project Manager: Larry E. Williams
 Architect-Engineer: DeKalb County School System
 Contractor: Control Concepts, Inc.
 Project: 421-322-002
 Project Stage: 6. Completed
 Delivery Method: Fixed Price



No Photo Available



Funding Source



Scope of Work:

- Update the Energy Management System from Ergon to Staefa/Talon at 49 locations district-wide. This project allows Plant Services to monitor, schedule and control HVAC by zone at the following schools:
 Elementary Schools - Kittredge Magnet, Livsey, Kingsley, Fernbank, Huntley Hills, McLendon, Henderson Mill, Idlewood, Knollwood, Wadsworth, Atherton, Murphey Candler, Rock Chapel, Stoneview, Robert Shaw, Rockbridge, Eldridge Miller, Clifton, Montclair, Pleasantdale, Rianbow, Smokerise, Indian Creek, Midway, Glen Haven, Toney, Kelley Lake, Laurel Ridge, Browns Mill, Shadow Rock, Shadow Rock Center, Hambrick, Stone Mill, Allgood, Pinecrest, Montgomery, Dresden, Sagamore Hills,
 Middle Schools - Ronald McNair, Sr., Chapel Hill, Miller Grove, Champion-Old St. Mt.
 Centers - Warren Tech, Rehoboth, International Student

Remarks:

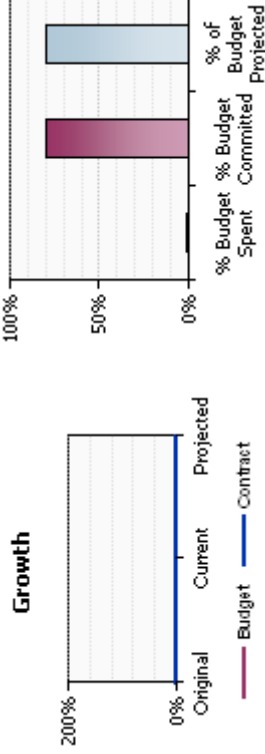
- Phases 1 through 6 are complete. All documents have been completed to close this project out.

Cost Status by Budget Category:

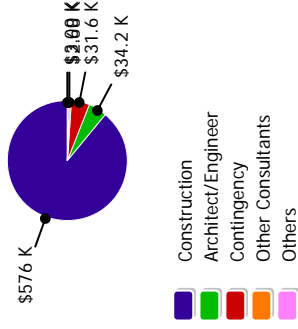
Budget Category	Original Budget	Budget Revision	Current Budget	Original Contract	Executed Changes	Current Contract	Paid To Date	Contract Balance	CORs	ETC Forecast	Estimate At Completion	Uncommitted
CIT Managed												
Construction: 7300-7301	\$988,000	(\$40,000)	\$948,000	\$948,000		\$948,000	\$948,000				\$948,000	
CIT Managed Subtotal	\$988,000	(\$40,000)	\$948,000	\$948,000		\$948,000	\$948,000				\$948,000	
Project Total	\$988,000	(\$40,000)	\$948,000	\$948,000		\$948,000	\$948,000				\$948,000	

Program\DeKalb County\421 SPLOST III\Elementary Schools\Evansdale ES - Roof

Project Manager: Yolanda Brown
 Architect-Engineer: ATC Associates
 Contractor: Rycars Construction
 Project: 421-218
 Project Stage: 3. Procurement
 Delivery Method: Design / Bid / Build



Funding Source



Scope of Work:

- Full roof replacement.

Remarks:

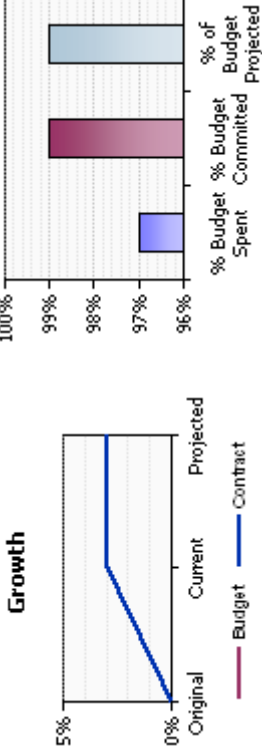
- The Bidding Phase is complete. Notice to Award was issued to Rycars Construction. Awaiting the notice to proceed. The project is scheduled to start during the Spring of 2011 with the anticipated completion in July 2011.

Cost Status by Budget Category:

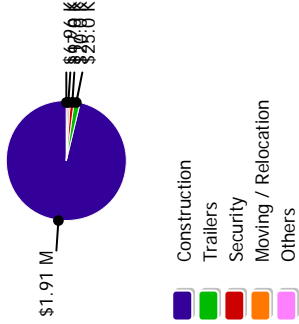
Budget Category	Original Budget	Budget Revision	Current Budget	Original Contract	Executed Changes	Current Contract	Paid To Date	Contract Balance	CORs	ETC Forecast	Estimate At Completion	Uncommitted
CIT Managed												
Architect/Engineer: 7100-7101	\$34,194		\$34,194	\$12,540		\$12,540	\$3,762	\$8,778		\$21,654	\$34,194	
Construction Testing: 7100-7103	\$1,500		\$1,500	\$2,380		\$2,380	\$2,380			\$1,500	\$1,500	
Other Consultants: 7100-7105	\$2,678		\$2,678	\$505,685		\$505,685		\$505,685		\$298	\$2,678	
Construction: 7300-7301	\$576,161		\$576,161	\$348		\$348				\$70,476	\$576,161	
Miscellaneous: 7300-7302	\$1,500		\$1,500							\$1,152	\$1,500	
Contingency: 9999-9999	\$31,575		\$31,575							\$31,575	\$31,575	
CIT Managed Subtotal	\$647,608		\$647,608	\$520,953		\$520,953	\$6,142	\$514,463		\$126,655	\$647,608	
Project Total	\$647,608		\$647,608	\$520,953		\$520,953	\$6,142	\$514,463		\$126,655	\$647,608	

Program\DeKalb County\421 SPLOST III\Elementary Schools\Fairington ES- HVAC, Ceilings, and Lighting

Project Manager: Brad Jacobs
 Architect-Engineer: Albion Scaccia Enterprises
 Contractor: Albion Scaccia Enterprises
 Project: 421-121
 Project Stage: 5. Close-out
 Delivery Method: Design / Build



Funding Source



Scope of Work:

- The scope includes replacement of the HVAC system, ceilings and lighting, and Fire Alarm. Also included are minor ADA modifications.

Remarks:

- Construction is complete. Close out documents have been submitted and are being reviewed. Last remaining documents are to be submitted by 3/25/11. Final payment pending receipt of all close out documents.

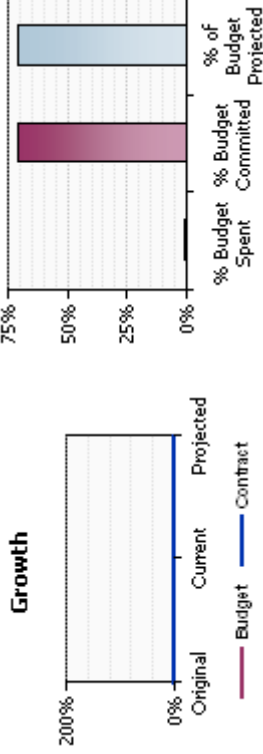
Cost Status by Budget Category:

Budget Category	Original Budget	Budget Revision	Current Budget	Original Contract	Executed Changes	Current Contract	Paid To Date	Contract Balance	CORs	ETC Forecast	Estimate At Completion	Uncommitted
CIT Managed												
Architect/Engineer: 7100-7101	\$91,678	(\$91,678)										
Construction Testing: 7100-7103	\$16,684	(\$16,684)										
Abatement: 7100-7104	\$8,000	(\$2,713)	\$5,287	\$5,287		\$5,287	\$5,287			\$5,287	(\$0)	
Other Consultants: 7100-7105	\$15,590	(\$15,590)										
Management Fees: 7200-7201	\$34,316	(\$34,316)										
Construction: 7300-7301	\$1,488,974	\$419,196	\$1,908,170	\$1,846,223	\$48,380	\$1,894,603	\$1,871,184	\$23,418		\$13,568	\$1,908,171	(\$1)
Miscellaneous: 7300-7302	\$78,064	(\$77,890)	\$174	\$174		\$174	\$174				\$174	
Security: 7400-7401	\$10,000	\$10,000	\$20,000	\$16,411		\$16,411	\$16,411			\$3,000	\$19,411	\$589
Utilities: 7500-7501	\$25,000	(\$25,000)										
Moving / Relocation: 7500-7502	\$50,000	(\$33,000)	\$17,000	\$10,383		\$10,383	\$10,383	(\$0)		\$6,600	\$16,983	\$17

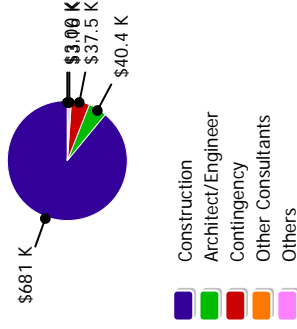
Budget Category	Original Budget	Budget Revision	Current Budget	Original Contract	Executed Changes	Current Contract	Paid To Date	Contract Balance	CORs	ETC Forecast	Estimate At Completion	Uncommitted
Trailers: 7600-7503		\$25,000	\$25,000	\$22,000		\$22,000	\$18,739	\$2,517			\$22,000	\$3,000
Contingency: 9999-9999	\$98,825	(\$98,825)										
CIT Managed Subtotal	\$1,917,131	\$58,500	\$1,975,631	\$1,900,478	\$48,380	\$1,948,858	\$1,922,178	\$25,936		\$23,168	\$1,972,026	\$3,605
DCSS Managed												
Technology: 7800-7801		\$1,500	\$1,500	\$1,500		\$1,500	\$1,500				\$1,500	
DCSS Managed Subtotal		\$1,500	\$1,500	\$1,500		\$1,500	\$1,500				\$1,500	
Project Total	\$1,917,131	\$60,000	\$1,977,131	\$1,901,978	\$48,380	\$1,950,358	\$1,923,678	\$25,936		\$23,168	\$1,973,526	\$3,605

Program\DeKalb County\421 SPLOST III\Elementary Schools\Flat Shoals ES - Roof

Project Manager: Yolanda Brown
 Architect-Engineer: ATC Associates
 Contractor: Rycars Construction
 Project: 421-219
 Project Stage: 4. Construction
 Delivery Method: Design / Bid / Build



Funding Source



Scope of Work:

- Full roof replacement.

Remarks:

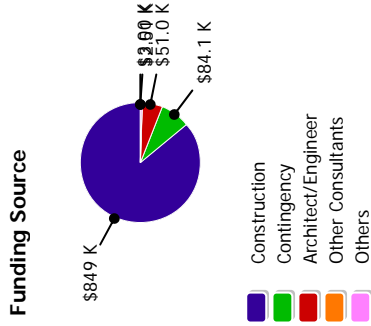
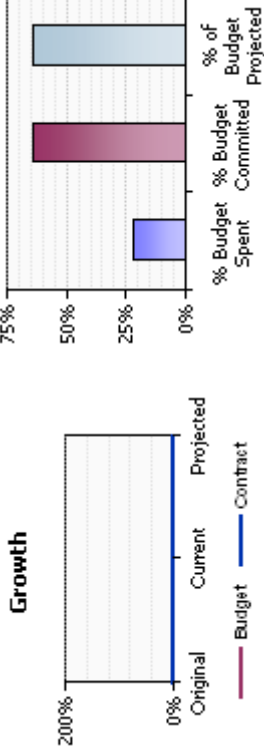
- The Bidding Phase is complete. Notice to Award was issued to Rycars Construction. The project is scheduled to start during the Spring of 2011 with an anticipated completion in July 2011.

Cost Status by Budget Category:

Budget Category	Original Budget	Budget Revision	Current Budget	Original Contract	Executed Changes	Current Contract	Paid To Date	Contract Balance	CORS	ETC Forecast	Estimate At Completion	Uncommitted
CIT Managed												
Architect/Engineer: 7100-7101	\$40,396		\$40,396	\$11,830		\$11,830	\$3,549	\$8,281		\$28,566	\$40,396	
Construction Testing: 7100-7103	\$1,500		\$1,500							\$1,500	\$1,500	
Other Consultants: 7100-7105	\$3,155		\$3,155	\$3,103		\$3,103	\$3,103			\$52	\$3,155	(\$0)
Construction: 7300-7301	\$680,793		\$680,793	\$524,590		\$524,590		\$524,590		\$156,203	\$680,793	
Miscellaneous: 7300-7302	\$1,500		\$1,500	\$348		\$348				\$1,152	\$1,500	
Contingency: 9999-9999	\$37,482		\$37,482							\$37,482	\$37,482	
CIT Managed Subtotal	\$764,826		\$764,826	\$539,871		\$539,871	\$6,652	\$532,871		\$224,955	\$764,826	(\$0)
Project Total	\$764,826		\$764,826	\$539,871		\$539,871	\$6,652	\$532,871		\$224,955	\$764,826	(\$0)

Program\DeKalb County\421 SPLOST III\Elementary Schools\Glen Haven ES - Roof

Project Manager: Yolanda Brown
 Architect-Engineer: ATC Associates
 Contractor: Klein Contracting Corporation
 Project: 421-225
 Project Stage: 4. Construction
 Delivery Method: Design / Bid / Build



Scope of Work:

- Full roof replacement.

Remarks:

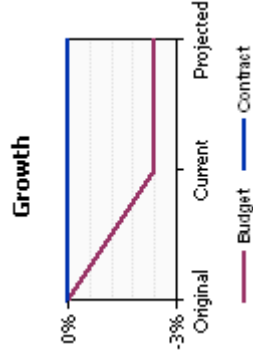
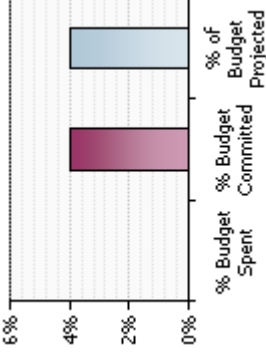
- A Notice to Proceed with construction has been issued. Completion is scheduled for August, 2011.

Cost Status by Budget Category:

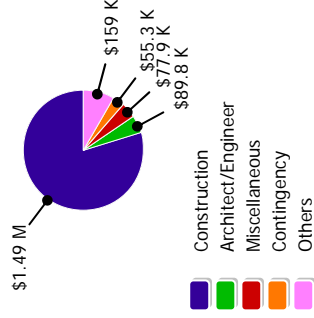
Budget Category	Original Budget	Budget Revision	Current Budget	Original Contract	Executed Changes	Current Contract	Paid To Date	Contract Balance	CORS	ETC Forecast	Estimate At Completion	Uncommitted
CIT Managed												
Architect/Engineer: 7100-7101	\$50,968		\$50,968	\$12,589		\$12,589	\$7,553	\$5,036		\$38,379	\$50,968	
Construction Testing: 7100-7103	\$1,500		\$1,500							\$1,500	\$1,500	
Other Consultants: 7100-7105	\$2,508		\$2,508							\$2,508	\$2,508	
Construction: 7300-7301	\$849,473		\$849,473	\$616,090		\$616,090		\$401,395		\$233,383	\$849,473	
Miscellaneous: 7300-7302	\$1,500		\$1,500	\$348		\$348		\$348		\$1,152	\$1,500	
Contingency: 9999-9999	\$84,051		\$84,051							\$84,051	\$84,051	
CIT Managed Subtotal	\$990,000		\$990,000	\$629,027		\$629,027	\$7,553	\$406,779		\$360,973	\$990,000	
Project Total	\$990,000		\$990,000	\$629,027		\$629,027	\$7,553	\$406,779		\$360,973	\$990,000	

Program\DeKalb County\421 SPLOST III\Elementary Schools\Hambrick ES - HVAC

Project Manager: **Hai Anderson**
 Architect-Engineer: **Sy Richards, Architect Inc.**
 Contractor:
 Project: **421-136**
 Project Stage: **2. Design**
 Delivery Method: **Design / Bid / Build**



Funding Source



Scope of Work:

- Scope of work is a renovation to the HVAC system.

Remarks:

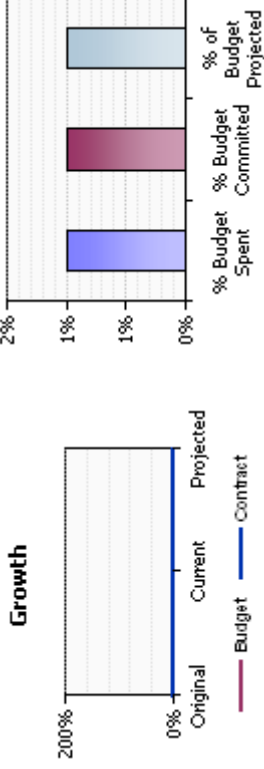
- A contract for design was approved by the Board of Education in January, 2011. Contract execution is in progress.

Cost Status by Budget Category:

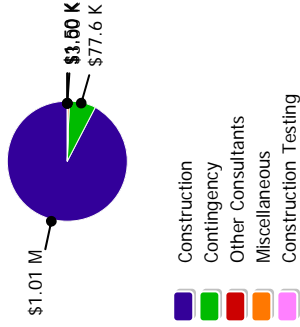
Budget Category	Original Budget	Budget Revision	Current Budget	Original Contract	Executed Changes	Current Contract	Paid To Date	Contract Balance	CORs	ETC Forecast	Estimate At Completion	Uncommitted
CIT Managed												
Architect/Engineer: 7100-7101	\$89,836		\$89,836	\$72,500		\$72,500		\$67,063		\$17,336	\$89,836	
Construction Testing: 7100-7103	\$16,747		\$16,747							\$16,747	\$16,747	
Other Consultants: 7100-7105	\$16,916		\$16,916							\$16,916	\$16,916	
Management Fees: 7200-7201	\$34,522	(\$34,522)										
Construction: 7300-7301	\$1,490,149		\$1,490,149							\$1,490,149	\$1,490,149	
Construction Technology: 7300-7301.22		\$40,000	\$40,000							\$40,000	\$40,000	
Miscellaneous: 7300-7302	\$77,922		\$77,922							\$77,922	\$77,922	
Security: 7400-7401	\$10,000		\$10,000							\$10,000	\$10,000	
Utilities: 7500-7501	\$25,000		\$25,000							\$25,000	\$25,000	
Moving / Relocation: 7500-7502	\$50,000		\$50,000							\$50,000	\$50,000	
Contingency: 9999-9999	\$95,321	(\$40,000)	\$55,321							\$55,321	\$55,321	
CIT Managed Subtotal	\$1,906,413	(\$34,522)	\$1,871,891	\$72,500		\$72,500		\$67,063		\$1,799,391	\$1,871,891	
Project Total	\$1,906,413	(\$34,522)	\$1,871,891	\$72,500		\$72,500		\$67,063		\$1,799,391	\$1,871,891	

Program\DeKalb County\421 SPLOST III\Elementary Schools\Hambrick ES - Roof

Project Manager: Yolanda Brown
 Architect-Engineer: ATC Associates
 Contractor:
 Project: 421-223
 Project Stage: 3. Procurement
 Delivery Method: Design / Bid / Build



Funding Source



Scope of Work:

- Full roof replacement.

Remarks:

- Construction Contract to be released April 2011. Anticipated start in late Spring of 2011 with scheduled completion of construction 3rd quarter 2011.

Cost Status by Budget Category:

Budget Category	Original Budget	Budget Revision	Current Budget	Original Contract	Executed Changes	Current Contract	Paid To Date	Contract Balance	CORS	ETC Forecast	Estimate At Completion	Uncommitted
CIT Managed												
Architect/Engineer: 7100-7101	\$56,968		\$56,968	\$8,122		\$8,122	\$8,122	(\$0)		\$48,846	\$56,968	
Construction Testing: 7100-7103	\$1,500		\$1,500							\$1,500	\$1,500	
Other Consultants: 7100-7105	\$3,004		\$3,004							\$3,004	\$3,004	
Construction: 7300-7301	\$949,473		\$949,473	\$348		\$348				\$949,473	\$949,473	
Miscellaneous: 7300-7302	\$1,500		\$1,500							\$1,152	\$1,500	
Contingency: 9999-9999	\$77,555		\$77,555							\$77,555	\$77,555	
CIT Managed Subtotal	\$1,090,000		\$1,090,000	\$8,470		\$8,470	\$8,122	(\$0)		\$1,081,530	\$1,090,000	
Project Total	\$1,090,000		\$1,090,000	\$8,470		\$8,470	\$8,122	(\$0)		\$1,081,530	\$1,090,000	

Program\DeKalb County\421 SPLOST III\Elementary Schools\Hawthorne ES - Roof

Project Manager: Yolanda Brown

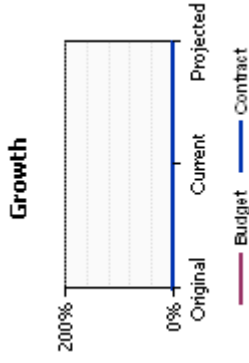
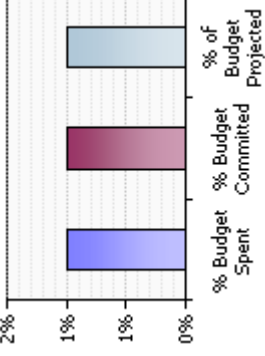
Architect-Engineer:

Contractor:

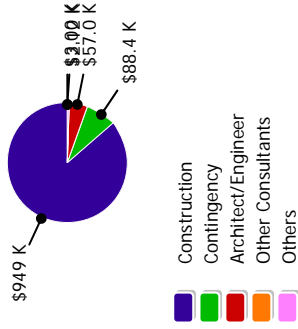
Project: 421-224

Project Stage: 3. Procurement

Delivery Method: Design / Bid / Build



Funding Source



Scope of Work:

- Full roof replacement.

Remarks:

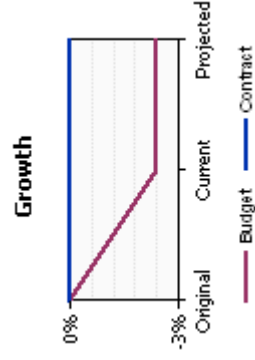
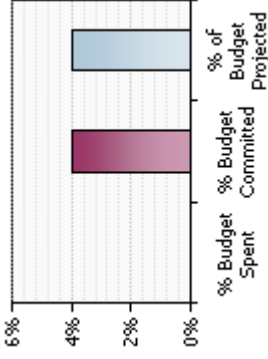
- The Bid Opening is scheduled for mid March 2011. Anticipated start is late Spring 2011 with construction completing 3rd quarter 2011.

Cost Status by Budget Category:

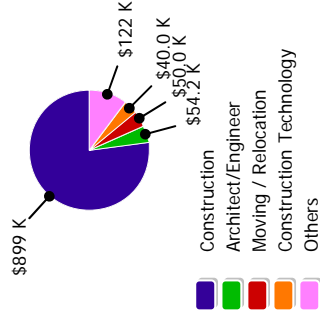
Budget Category	Original Budget	Budget Revision	Current Budget	Original Contract	Executed Changes	Current Contract	Paid To Date	Contract Balance	CORS	ETC Forecast	Estimate At Completion	Uncommitted
CIT Managed												
Architect/Engineer: 7100-7101	\$56,968		\$56,968	\$8,122		\$8,122	\$8,122	(\$0)		\$48,846	\$56,968	
Construction Testing: 7100-7103	\$1,500		\$1,500							\$1,500	\$1,500	
Other Consultants: 7100-7105	\$2,117		\$2,117							\$2,117	\$2,117	
Construction: 7300-7301	\$949,473		\$949,473	\$348		\$348				\$949,473	\$949,473	
Miscellaneous: 7300-7302	\$1,500		\$1,500							\$1,152	\$1,500	
Contingency: 9999-9999	\$88,442		\$88,442							\$88,442	\$88,442	
CIT Managed Subtotal	\$1,100,000		\$1,100,000	\$8,470		\$8,470	\$8,122	(\$0)		\$1,091,530	\$1,100,000	
Project Total	\$1,100,000		\$1,100,000	\$8,470		\$8,470	\$8,122	(\$0)		\$1,091,530	\$1,100,000	

Program\DeKalb County\421 SPLOST III\Elementary Schools\Indian Creek ES - HVAC

Project Manager: Brad Jacobs
 Architect-Engineer: Epsten Group
 Contractor:
 Project: 421-139
 Project Stage: 2. Design
 Delivery Method: Design / Bid / Build



Funding Source



Scope of Work:

- HVAC, Ceiling and Lighting replacement and other improvements including new generator, parking lot lighting, grease trap, and cooler / freezer boxes.

Remarks:

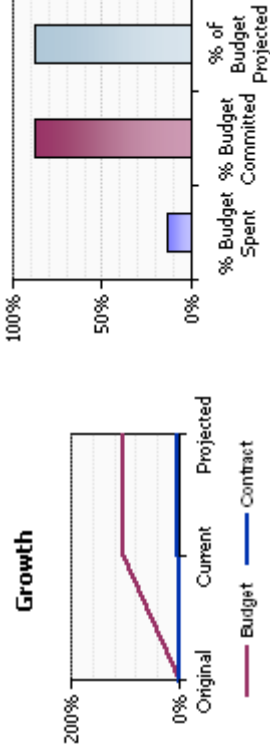
- The design kick off meeting was held on March 23, 2011. Design team currently evaluating existing conditions and preparing Preliminary Report.

Cost Status by Budget Category:

Budget Category	Original Budget	Budget Revision	Current Budget	Original Contract	Executed Changes	Current Contract	Paid To Date	Contract Balance	CORs	ETC Forecast	Estimate At Completion	Uncommitted
CIT Managed												
Architect/Engineer: 7100-7101	\$54,176		\$54,176	\$50,150		\$50,150		\$50,150		\$4,026	\$54,176	
Construction Testing: 7100-7103	\$10,099		\$10,099							\$10,099	\$10,099	
Other Consultants: 7100-7105	\$10,201		\$10,201							\$10,201	\$10,201	
Management Fees: 7200-7201	\$20,819	(\$20,819)										
Construction: 7300-7301	\$898,642		\$898,642							\$898,642	\$898,642	
Construction Technology: 7300-7301.22		\$40,000	\$40,000							\$40,000	\$40,000	
Miscellaneous: 7300-7302	\$46,991	(\$20,000)	\$26,991							\$26,991	\$26,991	
Security: 7400-7401	\$10,000		\$10,000							\$10,000	\$10,000	
Utilities: 7500-7501	\$25,000		\$25,000							\$25,000	\$25,000	
Moving / Relocation: 7500-7502	\$50,000		\$50,000							\$50,000	\$50,000	
Contingency: 9999-9999	\$59,259	(\$20,000)	\$39,259							\$39,259	\$39,259	
CIT Managed Subtotal	\$1,185,187	(\$20,819)	\$1,164,368	\$50,150		\$50,150		\$50,150		\$1,114,218	\$1,164,368	
Project Total	\$1,185,187	(\$20,819)	\$1,164,368	\$50,150		\$50,150		\$50,150		\$1,114,218	\$1,164,368	

Program\DeKalb County\421 SPLOST III\High Schools\Lakeside HS - Career Tech, ADA

Project Manager: Hal Anderson
 Architect-Engineer: Mangley, Spangler, & Smith Architects
 Contractor: Hogan Construction
 Project: 421-125
 Project Stage: 4. Construction
 Delivery Method: Guaranteed Maximum Price



Scope of Work:

- The scope of work includes the design of a two-story Career- Tech building with various new classrooms, new auditorium with new fine arts classrooms, kitchen addition, ADA upgrades and various site improvements. In the existing building, new Boys and Girls athletic locker rooms, coaches offices, ROTC classrooms, and various new classrooms. The existing facility is approximately 164,600 sf and the planned addition is approximately 80,000 sf.

Remarks:

- Hogan Construction Group is installing footings for the Fine Arts and Auditorium addition. They are installing CMU walls in the lower level classrooms and the new main electrical room. The sanitary sewer and roof drainage are being installed in the slab. The underground detention pond in the practice field has been started. The rainy weather has impacted the site work.

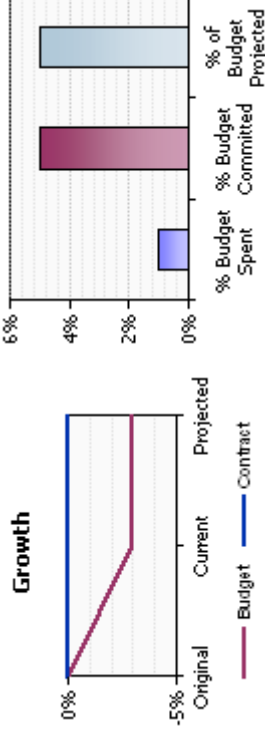
Cost Status by Budget Category:

Budget Category	Original Budget	Budget Revision	Current Budget	Original Contract	Executed Changes	Current Contract	Paid To Date	Contract Balance	CORS	ETC Forecast	Estimate At Completion	Uncomr
CIT Managed												
Architect/Engineer: 7100-7101	\$544,026	\$561,520	\$1,105,546	\$487,800	\$614,761	\$1,102,561	\$669,039	\$425,651		\$2,985	\$1,105,546	
Surveying: 7100-7102	\$25,000	\$2,338	\$27,338	\$27,338		\$27,338	\$39,265	(\$11,927)			\$27,338	
Construction Testing: 7100-7103	\$78,500	(\$28,500)	\$50,000	\$24,000		\$24,000		\$24,000		\$26,000	\$50,000	
Abatement: 7100-7104			\$40,000	\$18,334		\$18,334	\$5,973	\$12,361		\$21,666	\$40,000	
Other Consultants: 7100-7105	\$50,000	(\$20,000)	\$30,000	\$7,792		\$7,792				\$22,208	\$30,000	
Management Fees: 7200-7201	\$475,100	(\$475,100)										
Construction: 7300-7301	\$9,042,106	\$11,359,065	\$20,401,171	\$19,780,005	\$39,725	\$19,819,730	\$446,198	\$18,537,243	\$92,204	\$489,237	\$20,401,171	
Construction Technology: 7300-7301.22		\$265,000	\$265,000							\$265,000	\$265,000	
Miscellaneous: 7300-7302	\$289,186	(\$243,575)	\$45,611	\$5,158		\$5,158	\$3,991	\$980		\$40,453	\$45,611	

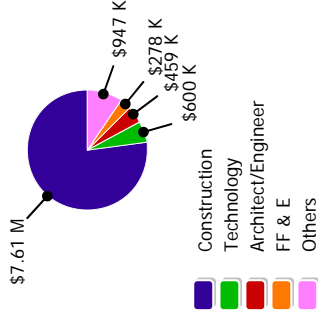
Budget Category	Original Budget	Budget Revision	Current Budget	Original Contract	Executed Changes	Current Contract	Paid To Date	Contract Balance	CORs	ETC Forecast	Estimate At Completion	Uncomr
Security: 7400-7401	\$50,000	(\$50,000)										
Utilities: 7500-7501	\$100,000	(\$37,500)	\$62,500	\$4,840		\$4,840		\$4,840		\$57,660	\$62,500	
Moving / Relocation: 7500-7502	\$75,000	\$250,000	\$325,000	\$246,606		\$246,606	\$245,267	\$1,339		\$78,394	\$325,000	
Trailers: 7600-7503		\$60,000	\$60,000	\$12,048		\$12,048	\$12,048			\$47,952	\$60,000	
Contingency: 9999-9999	\$348,225	\$155,600	\$503,825							\$503,825	\$503,825	
CIT Managed Subtotal	\$11,077,143	\$11,838,848	\$22,915,991	\$20,613,920	\$654,486	\$21,268,407	\$1,429,572	\$18,994,486	\$92,204	\$1,555,380	\$22,915,991	
DCSS Managed												
FF&E: 7700-7504	\$639,039	\$344,000	\$983,039							\$983,039	\$983,039	
Technology: 7800-7801	\$150,000	\$240,380	\$390,380							\$390,380	\$390,380	
DCSS Managed Subtotal	\$789,039	\$584,380	\$1,373,419							\$1,373,419	\$1,373,419	
Project Total	\$11,866,182	\$12,423,228	\$24,289,410	\$20,613,920	\$654,486	\$21,268,407	\$1,429,572	\$18,994,486	\$92,204	\$2,928,799	\$24,289,410	

Program\DeKalb County\421 SPLOST III\High Schools\Martin Luther King, Jr. HS - Addition

Project Manager: Amy Sue Mann
 Architect-Engineer: RL Brown and Associates
 Contractor:
 Project: 421-127
 Project Stage: 8. On Hold
 Delivery Method: Design / Bid / Build



Funding Source



Scope of Work:

- The scope includes addition of 31 classrooms as well as sitework, furniture, fixture and equipment improvements.

Remarks:

- The current design is approximately \$5,000,000 over the Stated Cost Limitation for the project. This project has been placed on hold while DCSS reconciles the programmatic requirements with the currently established budget. In addition, the results of the District-wide Redistricting and Consolidation Plan and the 2020 Vision may result in a change of the programmatic needs for this facility. Once these evaluations are completed, this project will resume.

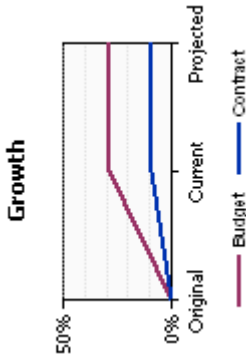
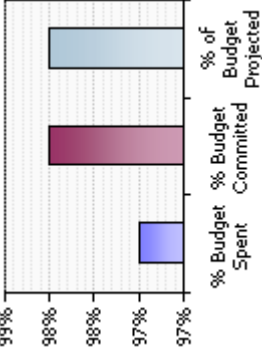
Cost Status by Budget Category:

Budget Category	Original Budget	Budget Revision	Current Budget	Original Contract	Executed Changes	Current Contract	Paid To Date	Contract Balance	CORs	ETC Forecast	Estimate At Completion	Uncommitted
CIT Managed												
Architect/Engineer: 7100-7101	\$458,927		\$458,927	\$371,250		\$371,250	\$25,988	\$314,438		\$87,677	\$458,927	
Surveying: 7100-7102	\$30,000	\$68,850	\$98,850	\$57,069		\$57,069	\$57,069			\$41,781	\$98,850	
Construction Testing: 7100-7103	\$72,486		\$72,486	\$5,250		\$5,250	\$5,250			\$67,236	\$72,486	
Other Consultants: 7100-7105	\$39,500		\$39,500	\$9,671		\$9,671	\$7,171	\$2,500		\$29,829	\$39,500	
Management Fees: 7200-7201	\$289,500	(\$289,500)										
Construction: 7300-7301	\$7,605,868		\$7,605,868							\$7,605,868	\$7,605,868	
Construction Technology: 7300-7301.22	\$94,000	\$94,000	\$94,000							\$94,000	\$94,000	
Miscellaneous: 7300-7302	\$156,098		\$156,098							\$156,098	\$156,098	

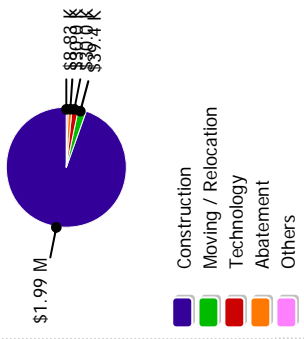
Budget Category	Original Budget	Budget Revision	Current Budget	Original Contract	Executed Changes	Current Contract	Paid To Date	Contract Balance	CORs	ETC Forecast	Estimate At Completion	Uncommitted
Security: 7400-7401	\$75,000		\$75,000							\$75,000	\$75,000	
Utilities: 7500-7501	\$125,000		\$125,000							\$125,000	\$125,000	
Moving / Relocation: 7500-7502	\$100,000		\$100,000							\$100,000	\$100,000	
Contingency: 9999-9999	\$348,750	(\$162,850)	\$185,900							\$185,900	\$185,900	
CIT Managed Subtotal	\$9,301,129	(\$289,500)	\$9,011,629	\$443,240		\$443,240	\$95,478	\$316,938		\$8,568,389	\$9,011,629	
DCSS Managed												
FF&E: 7700-7504	\$277,650		\$277,650	\$17,634		\$17,634	\$17,634			\$260,016	\$277,650	(\$0)
Technology: 7800-7801	\$600,000		\$600,000							\$600,000	\$600,000	
DCSS Managed Subtotal	\$877,650		\$877,650	\$17,634		\$17,634	\$17,634			\$860,016	\$877,650	(\$0)
Project Total	\$10,178,779	(\$289,500)	\$9,889,279	\$460,874		\$460,874	\$113,112	\$316,938		\$9,428,405	\$9,889,279	(\$0)

Program\DeKalb County\421 SPLOST III\Elementary Schools\McLendon ES - HVAC & ADA

Project Manager: Lamonte Artis
 Architect-Engineer: Nix Fowler Constructors
 Contractor: Nix Fowler Constructors
 Project: 421-130
 Project Stage: 5. Close-out
 Delivery Method: Design / Build



Funding Source



Scope of Work:

- Scope of work consists of HVAC, ceiling and lighting replacement, as well as interior and exterior ADA accessibility upgrades.

Remarks:

- This project is substantially complete. Contractor is performing punchlist items. The contractor has submitted closeout documents for review by DCSS.

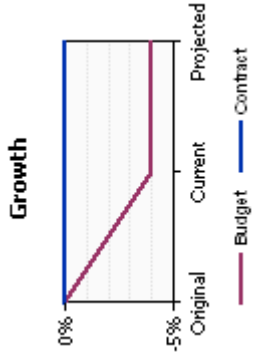
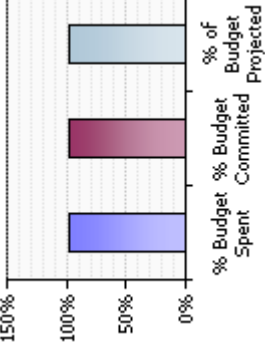
Cost Status by Budget Category:

Budget Category	Original Budget	Budget Revision	Current Budget	Executed Changes	Current Contract	Paid To Date	Contract Balance	CORS	ETC Forecast	Estimate At Completion	Uncommitted
CIT Managed											
Architect/Engineer: 7100-7101	\$79,517	(\$79,517)									
Construction Testing: 7100-7103	\$14,087	(\$14,087)									
Abatement: 7100-7104	\$30,000	\$30,000	\$30,000	\$28,056	\$28,056	\$27,499	\$557		\$28,056	\$1,944	
Other Consultants: 7100-7105	\$13,522	(\$13,522)									
Management Fees: 7200-7201	\$28,996	(\$28,996)									
Construction: 7300-7301	\$1,257,672	\$732,517	\$1,990,189	\$164,673	\$1,951,681	\$1,814,540	(\$1,623)	\$964	\$30,000	\$1,982,645	\$7,544
Miscellaneous: 7300-7302	\$65,788	(\$63,000)	\$2,788	\$250	\$250	\$250			\$2,500	\$2,750	\$38
Security: 7400-7401	\$10,000	(\$10,000)		\$7,542	\$7,542	\$7,542			\$7,542	\$7,542	(\$7,542)
Utilities: 7500-7501	\$25,000	(\$25,000)									
Moving / Relocation: 7500-7502	\$50,000	(\$10,631)	\$39,369	\$39,451	\$39,451	\$39,451	(\$0)			\$39,451	(\$82)
Contingency: 9999-9999	\$83,044	(\$80,000)	\$3,044						\$3,000	\$3,000	\$44

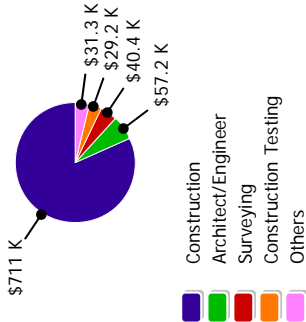
Budget Category	Original Budget	Budget Revision	Current Budget	Original Contract	Executed Changes	Current Contract	Paid To Date	Contract Balance	CORS	ETC Forecast	Estimate At Completion	Uncommitted
CIT Managed Subtotal	\$1,627,626	\$437,764	\$2,065,390	\$1,862,306	\$164,673	\$2,026,979	\$1,889,282	(\$1,066)	\$964	\$35,500	\$2,063,443	\$1,947
DCSS Managed												
FF&E: 7700-7504		\$3,000	\$3,000	\$2,623		\$2,623	\$2,623	\$0			\$2,623	\$377
Technology: 7800-7801		\$30,000	\$30,000	\$22,391		\$22,391	\$18,255	\$4,136		\$7,600	\$29,991	\$9
DCSS Managed Subtotal		\$33,000	\$33,000	\$25,014		\$25,014	\$20,877	\$4,137		\$7,600	\$32,614	\$386
Project Total	\$1,627,626	\$470,764	\$2,098,390	\$1,887,320	\$164,673	\$2,051,993	\$1,910,159	\$3,070	\$964	\$43,100	\$2,096,057	\$2,333

Program\DeKalb County\421 SPLOST III\High Schools\McNair HS - SPLOST II Deferred

Project Manager: Melissa Ryckley
 Architect-Engineer: CDH Partners
 Contractor: Merit Construction Company
 Project: 421-105
 Project Stage: 6. Completed
 Delivery Method: Design / Bid / Build



Funding Source



Scope of Work:

- The scope of work for this project includes a new handicapped ramp at the performing arts building and improvements at the sports fields, including goalposts and new dugouts at the baseball field and regarding/re-sod the football field. The tennis courts will receive a new surface and new netting. New storage buildings for football and baseball will be constructed. Repaving, curb repair and new sidewalks, stairs, and ADA ramps will be installed.

Remarks:

- This project was completed in May 2010.

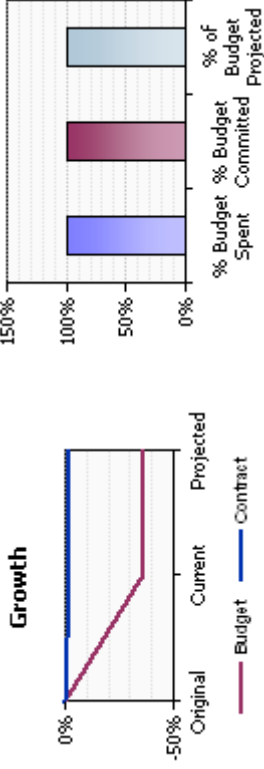
Cost Status by Budget Category:

Budget Category	Original Budget	Budget Revision	Current Budget	Original Contract	Executed Changes	Current Contract	Paid To Date	Contract Balance	CORS Forecast	ETC Forecast	Estimate At Completion	Uncommitted
CIT Managed												
Architect/Engineer: 7100-7101	\$60,000	(\$2,810)	\$57,190	\$57,190		\$57,190	\$56,966				\$57,190	(\$0)
Surveying: 7100-7102	\$7,488	\$32,912	\$40,400	\$40,400		\$40,400	\$40,400				\$40,400	(\$0)
Construction Testing: 7100-7103	\$15,000	\$14,239	\$29,239	\$29,239		\$29,239	\$29,239				\$29,239	(\$0)
Other Consultants: 7100-7105	\$7,488	(\$1,432)	\$6,056	\$6,056		\$6,056	\$6,056				\$6,056	
Management Fees: 7200-7201	\$14,977	(\$14,977)										
Construction: 7300-7301	\$711,389		\$711,389	\$711,389		\$711,389	\$711,389				\$711,389	(\$0)
Miscellaneous: 7300-7302	\$27,371	(\$27,099)	\$272	\$272		\$272	\$272				\$272	(\$0)
Contingency: 9999-9999	\$37,442	(\$37,442)										
CIT Managed Subtotal	\$881,155	(\$36,609)	\$844,546	\$844,547		\$844,547	\$844,323				\$844,547	(\$1)
DCSS Managed												
FF&E: 7700-7504	\$24,929		\$24,929									\$24,929
DCSS Managed Subtotal	\$24,929		\$24,929									\$24,929
Project Total	\$906,084	(\$36,609)	\$869,475	\$844,547		\$844,547	\$844,323				\$844,547	\$24,928

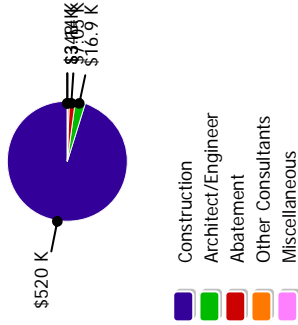
Budget Category	Original Budget	Budget Revision	Current Budget	Original Contract	Executed Changes	Current Contract	Paid To Date	Contract Balance	CORs	ETC Forecast	Estimate At Completion	Uncommitted
Moving / Relocation: 7500-7502	\$50,000	(\$36,700)	\$13,300	\$16,557		\$16,557	\$15,711	\$846			\$16,557	(\$3,257)
Contingency: 9999-9999	\$131,070	(\$131,070)										
CIT Managed Subtotal	\$2,564,393	\$485,812	\$3,050,205	\$2,918,564	\$71,919	\$2,990,482	\$2,809,314	\$163,602		\$58,983	\$3,049,465	\$740
DCSS Managed												
Technology: 7800-7801		\$20,000	\$20,000	\$16,637		\$16,637	\$8,267	\$8,371			\$16,637	\$3,363
DCSS Managed Subtotal		\$20,000	\$20,000	\$16,637		\$16,637	\$8,267	\$8,371			\$16,637	\$3,363
Project Total	\$2,564,393	\$505,812	\$3,070,205	\$2,935,201	\$71,919	\$3,007,120	\$2,817,580	\$171,972		\$58,983	\$3,066,103	\$4,102

Program\DeKalb County\421 SPLOST III\Elementary Schools\Midway ES - Roof

Project Manager: Yolanda Brown
 Architect-Engineer: PCI Group, Inc
 Contractor: Klein Contracting Corporation
 Project: 421-214
 Project Stage: 6. Completed
 Delivery Method: Design / Bid / Build



Funding Source



Scope of Work:

- The installation of a new energy star roofing system. The roofing system is a smooth white modified bitumen system.

Remarks:

- Construction was completed June 2010.

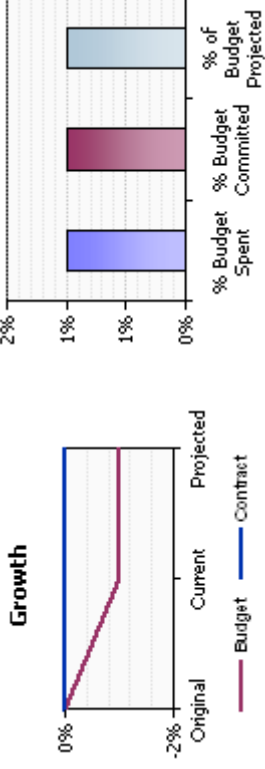

Cost Status by Budget Category:

Budget Category	Original Budget	Budget Revision	Current Budget	Original Contract	Executed Changes	Current Contract	Paid To Date	Contract Balance	CORs	ETC Forecast	Estimate At Completion	Uncommitted
CIT Managed												
Architect/Engineer: 7100-7101	\$45,265	(\$28,365)	\$16,900	\$16,900		\$16,900	\$16,900				\$16,900	
Construction Testing: 7100-7103	\$1,500	(\$1,500)										
Abatement: 7100-7104		\$7,050	\$7,050	\$7,050		\$7,050	\$7,050				\$7,050	
Other Consultants: 7100-7105	\$3,537	(\$394)	\$3,143	\$3,143		\$3,143	\$3,143				\$3,143	
Construction: 7300-7301	\$763,062	(\$243,447)	\$519,615	\$529,220	(\$9,605)	\$519,615	\$519,615				\$519,615	\$0
Miscellaneous: 7300-7302	\$1,500	(\$1,152)	\$348	\$348		\$348	\$348				\$348	
Contingency: 9999-9999	\$42,182	(\$42,182)										
CIT Managed Subtotal	\$857,046	(\$309,990)	\$547,056	\$556,661	(\$9,605)	\$547,056	\$547,056				\$547,056	\$0
Project Total	\$857,046	(\$309,990)	\$547,056	\$556,661	(\$9,605)	\$547,056	\$547,056				\$547,056	\$0

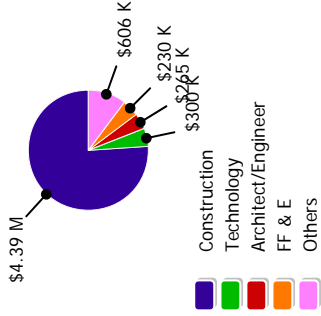
Program\DeKalb County\421 SPLOST III\High Schools\Miller Grove HS - Addition

Project Manager: Robert Mitchell
 Architect-Engineer: Mangley, Spangler, & Smith Architects

Contractor:
 Project: 421-128
 Project Stage: 2. Design
 Delivery Method: Design / Bid / Build



Funding Source



Scope of Work:

- This scope includes the addition of 16 classrooms as well as sitework, furniture, fixture and equipment improvements.

Remarks:

- The project is in the Design phase 3/22/11: Met with Paul Camick and Ken Moore on 3/17/11 to discuss possible changes to the scope of work: potential vocational renovations and modifications. After reviewing several options the budget was the major factor. Paul Camick to provide feedback on directions for moving forward with the changed scope of work and any budget changes

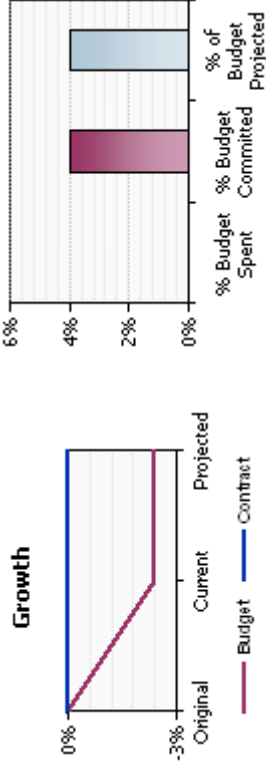
Cost Status by Budget Category:

Budget Category	Original Budget	Budget Revision	Current Budget	Original Contract	Executed Changes	Current Contract	Paid To Date	Contract Balance	CORS	ETC Forecast	Estimate At Completion	Uncommitted
CIT Managed												
Architect/Engineer: 7100-7101	\$265,017		\$265,017	\$10,500		\$10,500	\$21,000	(\$10,500)		\$254,517	\$265,017	
Surveying: 7100-7102	\$25,000	\$11,600	\$36,600	\$22,362		\$22,362	\$19,319	\$1		\$14,238	\$36,600	
Construction Testing: 7100-7103	\$44,783		\$44,783	\$9,801		\$9,801	\$9,736	\$65		\$44,783	\$44,783	
Other Consultants: 7100-7105	\$16,600		\$16,600							\$6,799	\$16,600	
Management Fees: 7200-7201	\$81,600											
Construction: 7300-7301	\$4,391,945		\$4,391,945							\$4,391,945	\$4,391,945	
Construction Technology: 7300-7301.22		\$60,000	\$60,000							\$60,000	\$60,000	
Miscellaneous: 7300-7302	\$90,142		\$90,142							\$90,142	\$90,142	
Security: 7400-7401	\$50,000		\$50,000							\$50,000	\$50,000	

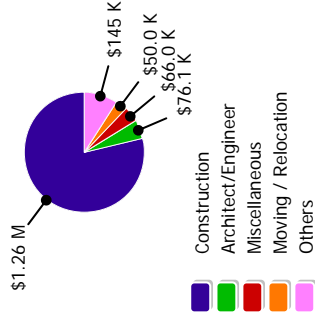
Budget Category	Original Budget	Budget Revision	Current Budget	Original Contract	Executed Changes	Current Contract	Paid To Date	Contract Balance	CORs	ETC Forecast	Estimate At Completion	Uncommitted
Utilities: 7500-7501	\$100,000		\$100,000							\$100,000	\$100,000	
Moving / Relocation: 7500-7502	\$75,000		\$75,000							\$75,000	\$75,000	
Contingency: 9999-9999	\$204,000	(\$71,600)	\$132,400							\$132,400	\$132,400	
CIT Managed Subtotal	\$5,344,087	(\$81,600)	\$5,262,487	\$42,663		\$42,663	\$50,055	(\$10,434)		\$5,219,824	\$5,262,487	
DCSS Managed												
FF&E: 7700-7504	\$230,400		\$230,400							\$230,400	\$230,400	
Technology: 7800-7801	\$300,000		\$300,000							\$300,000	\$300,000	
DCSS Managed Subtotal	\$530,400		\$530,400							\$530,400	\$530,400	
Project Total	\$5,874,487	(\$81,600)	\$5,792,887	\$42,663		\$42,663	\$50,055	(\$10,434)		\$5,750,224	\$5,792,887	

Program\DeKalb County\421 SPLOST III\Elementary Schools\Montgomery ES - HVAC

Project Manager: Barry Booth
 Architect-Engineer: Richard Wittschiebe Hand
 Contractor:
 Project: 421-138
 Project Stage: 2. Design
 Delivery Method: Design / Bid / Build



Funding Source



Scope of Work:

- Scope of work is a renovation to the HVAC system.

Remarks:

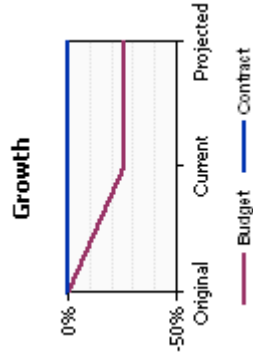
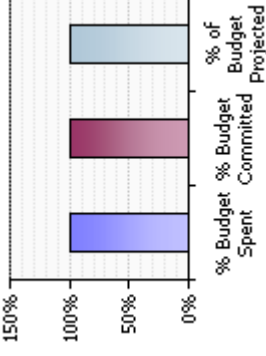
- The design kick off meeting was held on March 23, 2011. A walk through with the architect will take place at the school on March 29, 2011 to gather information for Finding of Fact and the Preliminary Report.

Cost Status by Budget Category:

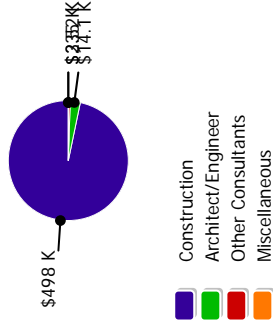
Budget Category	Original Budget	Budget Revision	Current Budget	Original Contract	Executed Changes	Current Contract	Paid To Date	Contract Balance	CORS	ETC Forecast	Estimate At Completion	Uncommitted
CIT Managed												
Architect/Engineer: 7100-7101	\$76,123		\$76,123	\$69,000		\$69,000		\$62,100		\$7,123	\$76,123	
Construction Testing: 7100-7103	\$14,190		\$14,190							\$14,190	\$14,190	
Other Consultants: 7100-7105	\$14,334		\$14,334							\$14,334	\$14,334	
Management Fees: 7200-7201	\$29,253		\$29,253									
Construction: 7300-7301	\$1,262,697		\$1,262,697							\$1,262,697	\$1,262,697	
Construction Technology: 7300-7301.22		\$40,000	\$40,000							\$40,000	\$40,000	
Miscellaneous: 7300-7302	\$66,028		\$66,028							\$66,028	\$66,028	
Security: 7400-7401	\$10,000		\$10,000							\$10,000	\$10,000	
Utilities: 7500-7501	\$25,000		\$25,000							\$25,000	\$25,000	
Moving / Relocation: 7500-7502	\$50,000		\$50,000							\$50,000	\$50,000	
Contingency: 9999-9999	\$81,454		\$81,454							\$81,454	\$81,454	
CIT Managed Subtotal	\$1,629,079	(\$29,253)	\$1,599,826	\$69,000		\$69,000		\$62,100		\$1,530,826	\$1,599,826	
Project Total	\$1,629,079	(\$29,253)	\$1,599,826	\$69,000		\$69,000		\$62,100		\$1,530,826	\$1,599,826	

Program\DeKalb County\421 SPLOST III\Elementary Schools\Nancy Creek (Kittredge) ES - Roof

Project Manager: Yolanda Brown
 Architect-Engineer: PCI Group, Inc
 Contractor: Roof Management
 Project: 421-212
 Project Stage: 6. Completed
 Delivery Method: Design / Bid / Build



Funding Source



Scope of Work:

- The installation of a new energy star rated roofing system. There is a (5) year roof contractor's warranty and 20 year roof manufacturer's warranty.

Remarks:

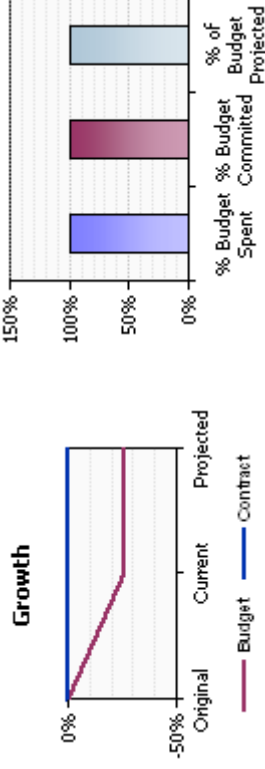
- The new roofing system should help reduce the energy required to cool the school building. Construction was completed February 2010.

Cost Status by Budget Category:

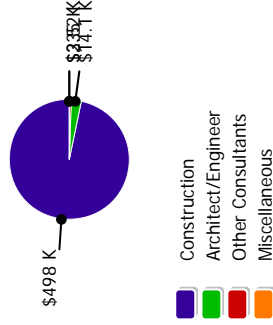
Budget Category	Original Budget	Budget Revision	Current Budget	Original Contract	Executed Changes	Current Contract	Paid To Date	Contract Balance	CORs	ETC Forecast	Estimate At Completion	Uncommitted
CIT Managed												
Architect/Engineer: 7100-7101	\$39,116	(\$24,991)	\$14,125	\$13,800		\$13,800	\$13,525	\$275		\$325	\$14,125	
Other Consultants: 7100-7105		(\$2,521)	\$2,521	\$2,521		\$2,521	\$2,521				\$2,521	
Management Fees: 7200-7201	\$13,305	(\$13,305)										
Construction: 7300-7301	\$612,813	(\$114,354)	\$498,459	\$498,459	(\$1,875)	\$496,584	\$496,583	\$1		\$1,875	\$498,459	
Miscellaneous: 7300-7302		\$335	\$335	\$335		\$335	\$335				\$335	
Contingency: 9999-9999	\$35,012	(\$35,012)										
CIT Managed Subtotal	\$700,246	(\$184,806)	\$515,440	\$515,115	(\$1,875)	\$513,240	\$512,964	\$276		\$2,200	\$515,440	
Project Total	\$700,246	(\$184,806)	\$515,440	\$515,115	(\$1,875)	\$513,240	\$512,964	\$276		\$2,200	\$515,440	

Program\DeKalb County\421 SPLOST III\Elementary Schools\Nancy Creek (Kittredge) ES - Roof

Project Manager: Yolanda Brown
 Architect-Engineer: PCI Group, Inc
 Contractor: Roof Management
 Project: 421-212
 Project Stage: 6. Completed
 Delivery Method: Design / Bid / Build



Funding Source



Scope of Work:

- The installation of an new energy star rated roofing system. There is a (5) year roof contractor's warranty and 20 year roof manufacturer's warranty.

Remarks:

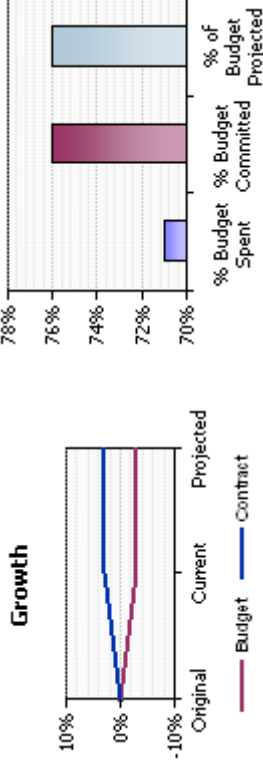
- Construction was completed February 2010.

Cost Status by Budget Category:

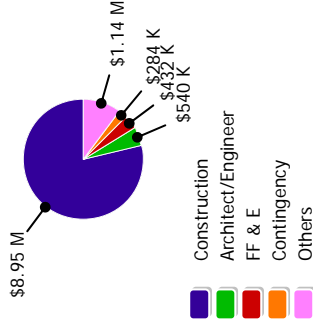
Budget Category	Original Budget	Budget Revision	Current Budget	Original Contract	Executed Changes	Current Contract	Paid To Date	Contract Balance	CORs	ETC Forecast	Estimate At Completion	Uncommitted
CIT Managed												
Architect/Engineer: 7100-7101	\$39,116	(\$24,991)	\$14,125	\$13,800		\$13,800	\$13,525	\$275		\$325	\$14,125	
Other Consultants: 7100-7105		\$2,521	\$2,521	\$2,521		\$2,521	\$2,521				\$2,521	
Management Fees: 7200-7201	\$13,305	(\$13,305)										
Construction: 7300-7301	\$612,813	(\$114,354)	\$498,459	\$498,459	(\$1,875)	\$496,584	\$496,583	\$1		\$1,875	\$498,459	
Miscellaneous: 7300-7302		\$335	\$335	\$335		\$335	\$335				\$335	
Contingency: 9999-9999	\$35,012	(\$35,012)										
CIT Managed Subtotal	\$700,246	(\$184,806)	\$515,440	\$515,115	(\$1,875)	\$513,240	\$512,964	\$276		\$2,200	\$515,440	
Project Total	\$700,246	(\$184,806)	\$515,440	\$515,115	(\$1,875)	\$513,240	\$512,964	\$276		\$2,200	\$515,440	

Program\DeKalb County\421 SPLOST III\High Schools\Redan HS - Roof, HVAC, Career Tech, ADA

Project Manager: **Danny Gilmore**
 Architect-Engineer: **Warren Epstein & Associates**
 Contractor: **Meja Construction, Inc**
 Project: **421-111**
 Project Stage: **5. Close-out**
 Delivery Method: **Design / Bid / Build**



Funding Source



Scope of Work:

- The scope consists of technology addition, HVAC, ceiling, and lighting replacement, ADA upgrades, and roof replacement. The existing facility is approximately 173,900 sf, and the addition is approximately 6,500 sf.

Remarks:

- 1/31/2011 Punch list work nearing completion as close-out procedures have begun. HVAC ductwork discovered to be non-compliant per specification section 233113 for cleaning. Ductwork is being cleaned by DCSS per specification requirements and will be a deductive change order to the GC contract.

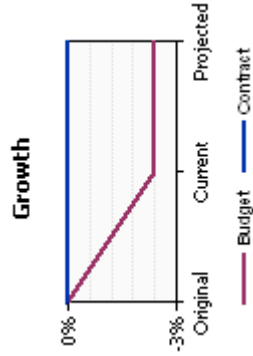
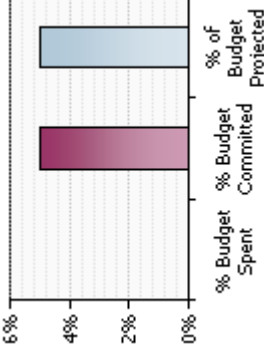
Cost Status by Budget Category:

Budget Category	Original Budget	Budget Revision	Current Budget	Original Contract	Executed Changes	Current Contract	Paid To Date	Contract Balance	CORs	ETC Forecast	Estimate At Completion	Uncommitted
CIT Managed												
Architect/Engineer: 7100-7101	\$540,126		\$540,126	\$676,000	\$12,650	\$688,650	\$498,179	\$169,787			\$688,650	(\$148,524)
Surveying: 7100-7102	\$20,000	\$10,000	\$30,000	\$20,650		\$20,650	\$20,650			\$9,350	\$30,000	
Construction Testing: 7100-7103	\$78,574		\$78,574	\$49,257		\$49,257	\$44,883	\$4,374		\$29,000	\$78,257	\$317
Abatement: 7100-7104	\$175,000	\$175,000	\$175,000	\$139,938		\$139,938	\$131,638	(\$0)		\$35,000	\$174,938	\$62
Other Consultants: 7100-7105	\$48,706		\$48,706	\$17,052		\$17,052	\$13,263	\$0		\$31,000	\$48,052	\$654
Management Fees: 7200-7201	\$320,603	(\$320,603)	\$0									
Construction: 7300-7301	\$8,950,280		\$8,950,280	\$6,726,443	\$239,260	\$6,965,703	\$5,979,977	\$765,302		\$1,984,000	\$8,949,703	\$577
Construction Technology: 7300-7301.22	\$176,057	\$14,000	\$190,057	\$1,600		\$1,600	\$1,600	\$1,600		\$12,000	\$13,600	\$400
Miscellaneous: 7300-7302	\$176,057		\$176,057	\$169,892		\$169,892	\$16,239	\$130,530		\$6,000	\$175,892	\$165
Security: 7400-7401	\$55,000		\$55,000							\$55,000	\$55,000	

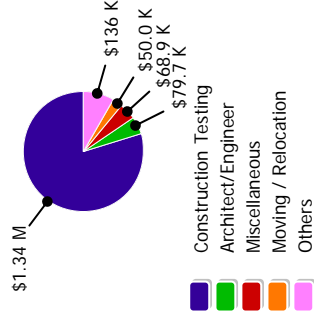
Budget Category	Original Budget	Budget Revision	Current Budget	Original Contract	Executed Changes	Current Contract	Paid To Date	Contract Balance	CORs	ETC Forecast	Estimate At Completion	Uncommitted
Utilities: 7500-7501	\$135,000		\$135,000							\$135,000	\$135,000	
Moving / Relocation: 7500-7502	\$175,000		\$175,000	\$114,837		\$114,837	\$114,360	\$257		\$60,000	\$174,837	\$163
Trailers: 7600-7503	\$250,000	(\$150,000)	\$100,000	\$4,680		\$4,680	\$4,258	\$422		\$95,300	\$99,980	\$20
Contingency: 9999-9999	\$482,616	(\$199,000)	\$283,616							\$133,000	\$133,000	\$150,616
CIT Managed Subtotal	\$11,231,962	(\$470,603)	\$10,761,359	\$7,920,349	\$251,910	\$8,172,260	\$6,823,447	\$1,072,272		\$2,584,650	\$10,756,910	\$4,450
DCSS Managed												
FF&E: 7700-7504	\$282,120	\$150,000	\$432,120	\$266,375		\$266,375	\$266,375	\$0		\$165,745	\$432,120	\$0
Technology: 7800-7801	\$150,000		\$150,000	\$152,467		\$152,467	\$105,036	\$47,431			\$152,467	(\$2,467)
DCSS Managed Subtotal	\$432,120	\$150,000	\$582,120	\$418,842		\$418,842	\$371,411	\$47,432		\$165,745	\$584,587	(\$2,467)
Project Total	\$11,664,082	(\$320,603)	\$11,343,479	\$8,339,192	\$251,910	\$8,591,102	\$7,194,858	\$1,119,704		\$2,750,395	\$11,341,497	\$1,982

Program\DeKalb County\421 SPLOST III\Elementary Schools\Rockbridge ES - HVAC & ADA

Project Manager: Brad Jacobs
 Architect-Engineer: Epsten Group
 Contractor:
 Project: 421-133
 Project Stage: 2. Design
 Delivery Method: Design / Bid / Build



Funding Source



Scope of Work:

- HVAC, Ceiling and Lighting replacement and other improvements including new generator, parking lot lighting, grease trap, and cooler / freezer boxes.

Remarks:

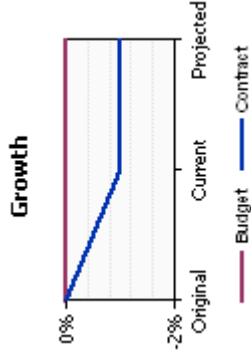
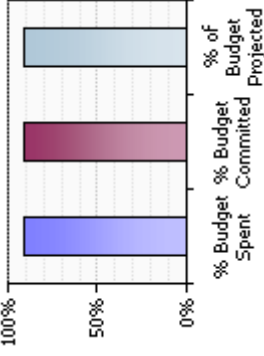
- The design kick off meeting was held on March 23, 2011. The design team is currently evaluating existing conditions and preparing the Preliminary Report.

Cost Status by Budget Category:

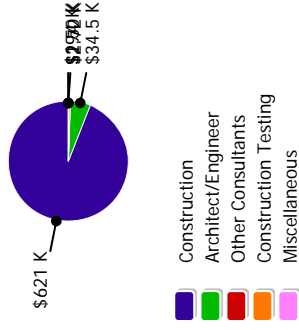
Budget Category	Original Budget	Budget Revision	Current Budget	Original Contract	Executed Contract	Current Contract	Paid To Date	Contract Balance	CORs	ETC Forecast	Estimate At Completion	Uncommitted
CIT Managed												
Architect/Engineer: 7100-7101	\$79,662		\$79,662	\$75,229		\$75,229		\$75,229		\$4,433	\$79,662	
Construction Testing: 7100-7103	\$13,983		\$13,983							\$13,983	\$13,983	
Other Consultants: 7100-7105	\$14,124		\$14,124							\$14,124	\$14,124	
Management Fees: 7200-7201	\$30,375	(\$30,375)										
Construction: 7300-7301	\$1,322,526		\$1,322,526							\$1,322,526	\$1,322,526	
Construction Technology: 7300-7301.22		\$40,000	\$40,000							\$40,000	\$40,000	
Miscellaneous: 7300-7302	\$68,938		\$68,938							\$68,938	\$68,938	
Security: 7400-7401	\$10,000		\$10,000							\$10,000	\$10,000	
Utilities: 7500-7501	\$25,000		\$25,000							\$25,000	\$25,000	
Moving / Relocation: 7500-7502	\$50,000		\$50,000							\$50,000	\$50,000	
Contingency: 9999-9999	\$86,916	(\$40,000)	\$46,916							\$46,916	\$46,916	
CIT Managed Subtotal	\$1,701,524	(\$30,375)	\$1,671,149	\$75,229		\$75,229		\$75,229		\$1,595,920	\$1,671,149	
Project Total	\$1,701,524	(\$30,375)	\$1,671,149	\$75,229		\$75,229		\$75,229		\$1,595,920	\$1,671,149	

Program\DeKalb County\421 SPLOST III\Elementary Schools\Sagamore Hills ES - Roof

Project Manager: Yolanda Brown
 Architect-Engineer: ATC Associates
 Contractor: Klein Contracting Corporation
 Project: 421-222
 Project Stage: 6. Completed
 Delivery Method: Design / Bid / Build



Funding Source



Scope of Work:

- The installation of a new modified bitumen roofing system.

Remarks:

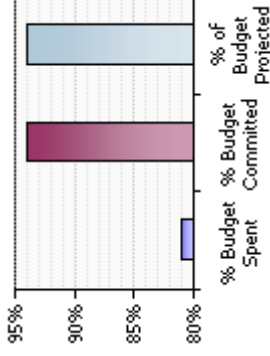
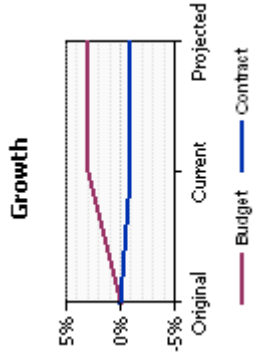
- Project was completed April 2009. The new roofing system is a cool roof and it should reduce the costs for cooling the school building.

Cost Status by Budget Category:

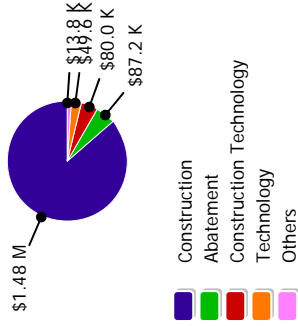
Budget Category	Original Budget	Budget Revision	Current Budget	Original Contract	Executed Changes	Current Contract	Paid To Date	Contract Balance	CORS	ETC Forecast	Estimate At Completion	Uncommitted
CIT Managed												
Architect/Engineer: 7100-7101	\$34,838	(\$294)	\$34,544	\$19,500		\$19,500	\$19,500				\$19,500	\$15,044
Construction Testing: 7100-7103	\$1,500		\$1,500								\$1,500	\$1,500
Other Consultants: 7100-7105	\$2,723		\$2,723	\$3,375		\$3,375	\$3,375				\$3,375	(\$652)
Construction: 7300-7301	\$620,577		\$620,577	\$586,920	(\$7,731)	\$579,189	\$579,189				\$579,189	\$41,388
Miscellaneous: 7300-7302		\$294	\$294	\$294		\$294	\$294				\$294	
CIT Managed Subtotal	\$659,638		\$659,638	\$610,089	(\$7,731)	\$602,358	\$602,358				\$602,358	\$57,280
Project Total	\$659,638		\$659,638	\$610,089	(\$7,731)	\$602,358	\$602,358				\$602,358	\$57,280

Program\DeKalb County\421 SPLOST III\Other Facilities\Sam Moss Service Center - HVAC and Roof

Project Manager: Elizabeth Epstein
 Architect-Engineer: Merit Construction Company
 Contractor: Merit Construction Company
 Project: 421-131
 Project Stage: 4. Construction
 Delivery Method: Design / Build



Funding Source



Scope of Work:

- Interior renovation of existing office area, to be completed in phases. Replacement of the HVAC system, ceilings, and lighting, as well as relocation of interior partitions. Work includes painting interior walls, new ceilings and new flooring in the office and administrative areas of the building.

Remarks:

- Completion of installation of wireless network access points (AP's) for entire building was achieved 4/5/11. Network will be operational once it is programmed by DCSS MIS. Continued consolidation of MIS equipment previously located in Phase 4 into the main server room constructed in Phase 1. . 4/Revisions to the floor plan are being reviewed by DeKalb County planning and fire marshal. Completion projected by May 1, 2011.

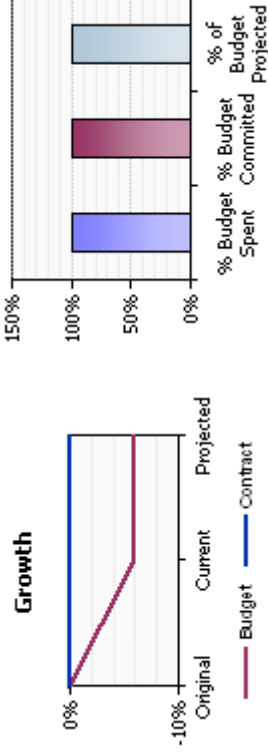
Cost Status by Budget Category:

Budget Category	Original Budget	Budget Revision	Current Budget	Original Contract	Executed Changes	Current Contract	Paid To Date	Contract Balance	CORS	ETC Forecast	Estimate At Completion	Uncommitted
CIT Managed												
Architect/Engineer: 7100-7101	\$87,696	(\$80,196)	\$7,500	\$8,000		\$8,000	\$8,000				\$8,000	(\$500)
Construction Testing: 7100-7103	\$15,232	(\$15,232)										
Abatement: 7100-7104	\$8,000	\$79,200	\$87,200	\$85,413		\$85,413	\$38,798	\$23,189		\$1,787	\$87,200	(\$0)
Other Consultants: 7100-7105	\$16,324	(\$16,000)	\$324	\$120		\$120	\$120			\$204	\$324	
Management Fees: 7200-7201	\$27,930	(\$27,930)										
Construction: 7300-7301	\$1,416,462	\$59,396	\$1,475,858	\$1,457,446	(\$10,678)	\$1,446,768	\$1,114,557	\$264,800	\$1,492	\$25,000	\$1,473,259	\$2,599
Construction Technology: 7300-7301.22		\$80,000	\$80,000	\$18,192		\$18,192		\$18,192		\$10,000	\$28,192	\$51,808
Trailers: 7600-7503		\$6,000	\$6,000	\$2,925		\$2,925	\$2,925			\$3,075	\$6,000	
Contingency: 9999-9999	\$82,718	(\$82,718)										
CIT Managed Subtotal	\$1,654,362	\$2,520	\$1,656,882	\$1,572,096	(\$10,678)	\$1,561,418	\$1,164,399	\$306,180	\$1,492	\$40,066	\$1,602,975	\$53,907

Budget Category	Original Budget	Budget Revision	Current Budget	Original Contract	Executed Changes	Current Contract	Paid To Date	Contract Balance	CORs	ETC Forecast	Estimate At Completion	Uncommitted
DCSS Managed												
Technology: 7800-7801		\$49,550	\$49,550	\$48,793		\$48,793	\$48,793				\$48,793	\$757
DCSS Managed SubTotal		\$49,550	\$49,550	\$48,793		\$48,793	\$48,793				\$48,793	\$757
Project Total	\$1,654,362	\$52,070	\$1,706,432	\$1,620,889	(\$10,678)	\$1,610,211	\$1,213,193	\$306,180	\$1,492	\$40,066	\$1,651,769	\$54,663

Program\DeKalb County\421 SPLOST III\Site Improvements\Site Improvements 1 (321)\Security Lighting

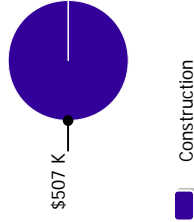
Project Manager: **Fitzgerald Joseph**
 Architect-Engineer: **Georgia Power**
 Contractor: **Georgia Power**
 Project: **421-321-009**
 Project Stage: **6. Completed**
 Delivery Method: **Design / Build**



No Photo Available



Funding Source



Scope of Work:

- Addition of outdoor security lighting at multiple high school locations. Stone Mountain, Cedar Grove, Avondale, Lakeside, Lithonia, Miller Grove, Towers, Clarkston, Druid Hills, Cross Keys & Dunwoody.

Remarks:

- Outdoor Security Lighting: The addition of outdoor security lighting is complete at select DeKalb County High Schools. Georgia Power has completed the installation of Security Lighting at all locations except at Dunwoody H.S. due to construction phasing. Projected completion is February, 2011.

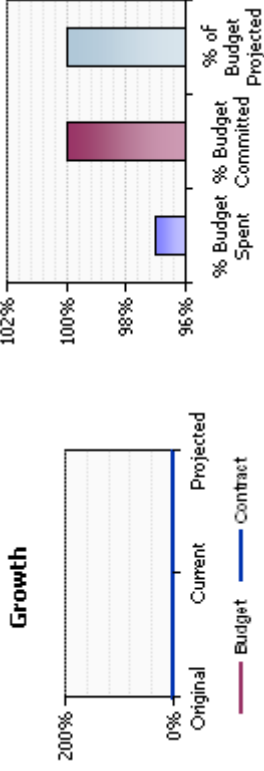
Cost Status by Budget Category:

Budget Category	Original Budget	Budget Revision	Current Budget	Original Contract	Executed Changes	Current Contract	Paid To Date	Contract Balance	CORs	ETC Forecast	Estimate At Completion	Uncommitted
CIT Managed												
Construction: 7300-7301	\$537,360	(\$30,820)	\$506,540	\$506,540		\$506,540	\$506,540				\$506,540	
CIT Managed Subtotal	\$537,360	(\$30,820)	\$506,540	\$506,540		\$506,540	\$506,540				\$506,540	
Project Total	\$537,360	(\$30,820)	\$506,540	\$506,540		\$506,540	\$506,540				\$506,540	

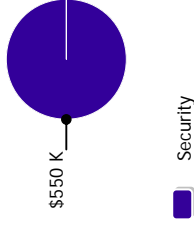
Program\DeKalb County\421 SPLOST III\Local School Requests\LSR 2 (341)\Security Upgrade Systems

Project Manager: **Melissa Ryckley**
 Architect-Engineer: **DeKalb County School System**
 Contractor: **Ackerman Security**
 Project: **421-341-025**
 Project Stage: **6. Completed**
 Delivery Method: **Fixed Price**

No Photo Available



Funding Source



Scope of Work:

- Access control points for various schools and installation of AIPHONE systems at 61 elementary schools and centers.

Remarks:

- WA#1 is 100% complete- Allgood ES, Flat Rock ES, Oak Grove ES, Princeton ES, Student Relations, East Campus, Livsey ES, Peachtree MS, Lithonia HS, Woodridge ES, Austin ES, Woodward ES, WA#2 is 100% complete- Bob Mathis ES, Briar Vista ES, Briar Lake ES, Brockett ES, Canby Lane ES, Carey Reynolds ES Montclair ES, Columbia ES, Coralwood CTR, Dunaire ES, Eagle Woods CTR, E L Bouie ES, WA#3 is 100% complete- E. L. Miller ES, Evansdale ES, Fernbank Science CTR, Flatshoals ES, Hambrick ES, Henderson MS, Henderson Mill ES, Huntley Hills ES, Idlewood ES, Indian Creek ES, International CTR, Jolly ES, Kingsley ES, Kirtbridge Magnet ES, WA#4 is 100% complete- Gresham ES Clifton ES, Kelley Lake ES, Knollwood ES, Laurel Ridge ES, Marbut Theme ES, Meadowview ES, Medlock ES, Stone View ES, Midvale ES, Midway ES, Montgomery ES, Narvie J Harris ES, WA#5 is 100% complete- OakView ES, Panola Way ES, Snapfinger ES, Peachcrest ES, Pine Ridge ES, Rainbow ES, Robert Shaw Theme ES, Rockbridge ES, Rowland ES, Sagamore Hills ES, Shadow Rock CTR, Stephenson HS, Shamrock MS, Smokerise ES, WA#6 is 100% complete- Terry Mill/DESA ES, Toney ES, Vanderlyn ES, Wadsworth ES, Warren Tech CTR, WBBC Wynbrooke ES, Eagle Woods CTR, DSA HS, Montclair ES, Flat Rock ES, Princeton ES, Ashford Park ES, Hawthorne ES, International CTR, WA#7 100% complete- Freeman A & B, Columbia HS, McClendon ES, Salem ES, Chesnut Charter ES, Redan ES Arabia Mtn, Drivers ED N, McNair ES, Sam Moss CTR, Clarkston HS, Redan HS Chapel Hill ES, Chapel Hill MS, Oakcliff ES, Atherton, Browns Mill, Drivers ED S, McNair HS, Sky Haven ES, Heritage CTR, Rock Chapel ES, Cedar Grove MS, Druid Hills HS, Miller Grove MS, Stone Mill ES, Hightower ES, Tucker HS, Forrest Hills ES, Glen Haven ES, WBBC,

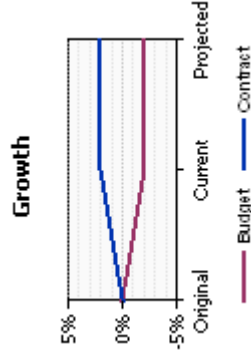
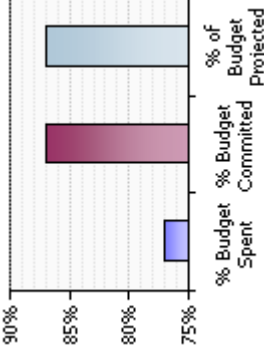
Chamblee MS, Dunwoody ES, Miller Grove MS, Tilson ES, Lithonia MS, Tucker MS, Champions, Farrington ES, AIC, Towers HS, Pleasantdale ES,

Cost Status by Budget Category:

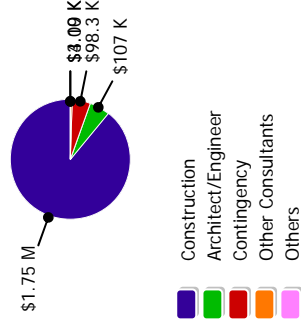
Budget Category	Original Budget	Budget Revision	Current Budget	Original Contract	Executed Changes	Current Contract	Paid To Date	Contract Balance	CORs	ETC Forecast	Estimate At Completion	Uncommitted
CIT Managed												
Security: 7400-7401	\$550,000		\$550,000	\$550,000		\$550,000	\$535,775	\$14,225			\$550,000	
CIT Managed Subtotal	\$550,000		\$550,000	\$550,000		\$550,000	\$535,775	\$14,225			\$550,000	
Project Total	\$550,000		\$550,000	\$550,000		\$550,000	\$535,775	\$14,225			\$550,000	

Program\DeKalb County\421 SPLOST III\Middle Schools\Sequoyah MS - Roof

Project Manager: Yolanda Brown
 Architect-Engineer: ATC Associates
 Contractor: Woodall Roofing
 Project: 421-205
 Project Stage: 5. Close-out
 Delivery Method: Design / Bid / Build



Funding Source



Scope of Work:

- The installation of a new modified bitumen roof system.

Remarks:

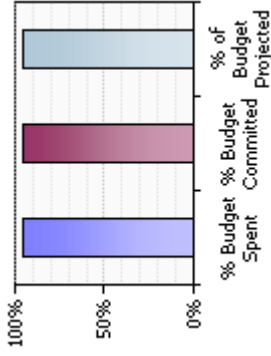
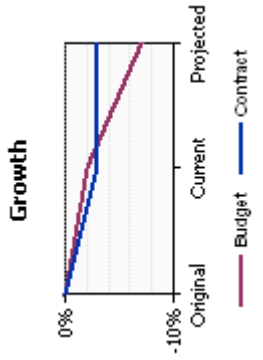
- The new roofing system is a cool roof and it should reduced the cost for cooling the school building. Project completed October 2010.

Cost Status by Budget Category:

Budget Category	Original Budget	Budget Revision	Current Budget	Original Contract	Executed Changes	Current Contract	Paid To Date	Contract Balance	CORS	ETC Forecast	Estimate At Completion	Uncommitted
CIT Managed												
Architect/Engineer: 7100-7101	\$111,539	(\$4,186)	\$107,353	\$21,962		\$21,962	\$21,962	(\$0)		\$85,000	\$106,962	\$391
Construction Testing: 7100-7103	\$1,500	\$1,500	\$1,500	\$1,117		\$1,117	\$1,117	\$0		\$383	\$1,500	
Other Consultants: 7100-7105		\$4,186	\$4,186	\$3,725		\$3,725	\$3,725			\$461	\$4,186	
Management Fees: 7200-7201	\$37,938	(\$37,938)										
Construction: 7300-7301	\$1,747,435	(\$1,500)	\$1,745,935	\$1,638,000	\$34,485	\$1,672,485	\$1,477,311	\$195,174		\$70,000	\$1,742,485	\$3,450
Miscellaneous: 7300-7302		\$1,500	\$1,500	\$348		\$348	\$348			\$1,152	\$1,500	
Contingency: 9999-9999	\$99,838	(\$1,500)	\$98,338							\$98,000	\$98,000	\$338
CIT Managed Subtotal	\$1,996,750	(\$37,938)	\$1,958,812	\$1,665,152	\$34,485	\$1,699,637	\$1,504,463	\$195,175		\$254,996	\$1,954,633	\$4,179
Project Total	\$1,996,750	(\$37,938)	\$1,958,812	\$1,665,152	\$34,485	\$1,699,637	\$1,504,463	\$195,175		\$254,996	\$1,954,633	\$4,179

Program\DeKalb County\421 SPLOST III\Elementary Schools\Sky Haven ES - Roof

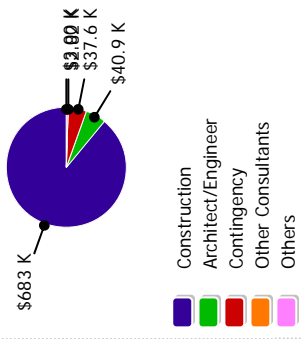
Project Manager: Yolanda Brown
 Architect-Engineer: Merik Marketing, Inc.
 Contractor: Pinkston-Hollar
 Project: 421-201
 Project Stage: 6. Completed
 Delivery Method: Design / Bid / Build



No Photo Available



Funding Source



Scope of Work:

- The installation of a new modified bitumen roofing system.

Remarks:

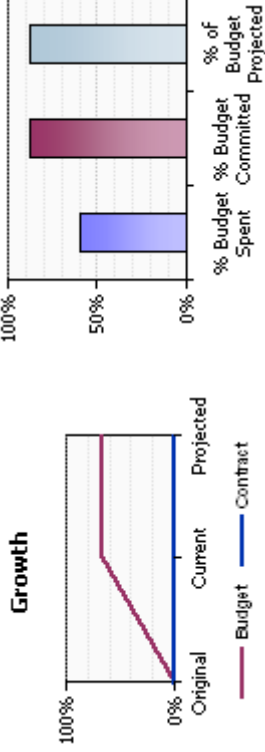
- The new roofing system is a cool roof and it should reduce the costs for cooling the school building. Project was completed December 2008.

Cost Status by Budget Category:

Budget Category	Original Budget	Budget Revision	Current Budget	Original Contract	Executed Changes	Current Contract	Paid To Date	Contract Balance	CORs	ETC Forecast	Estimate At Completion	Uncommitted
CIT Managed												
Architect/Engineer: 7100-7101	\$43,720	(\$2,819)	\$40,901	\$28,100		\$28,100	\$28,100				\$28,100	\$12,801
Construction Testing: 7100-7103		\$1,500	\$1,500	\$923		\$923	\$923				\$923	\$577
Other Consultants: 7100-7105		\$2,819	\$2,819	\$2,819		\$2,819	\$2,819				\$2,819	
Management Fees: 7200-7201	\$14,867	(\$14,867)										
Construction: 7300-7301	\$684,757	(\$1,500)	\$683,257	\$717,317	(\$22,701)	\$694,616	\$690,316	\$2			\$694,616	(\$11,359)
Miscellaneous: 7300-7302		\$1,500	\$1,500	\$100		\$100	\$100				\$100	\$1,400
Contingency: 9999-9999	\$39,124	(\$1,500)	\$37,624							\$37,624	\$37,624	
CIT Managed Subtotal	\$782,468	(\$14,867)	\$767,601	\$749,259	(\$22,701)	\$726,558	\$722,258	\$2		\$37,624	\$764,182	\$3,419
Project Total	\$782,468	(\$14,867)	\$767,601	\$749,259	(\$22,701)	\$726,558	\$722,258	\$2		\$37,624	\$764,182	\$3,419

Program\DeKalb County\421 SPLOST III\Elementary Schools\Snapfinger ES - Roof

Project Manager: Yolanda Brown
 Architect-Engineer: PCI Group, Inc
 Contractor:
 Project: 421-210
 Project Stage: 4. Construction
 Delivery Method: Design / Bid / Build



Scope of Work:

- Partial roof replacement.

Remarks:

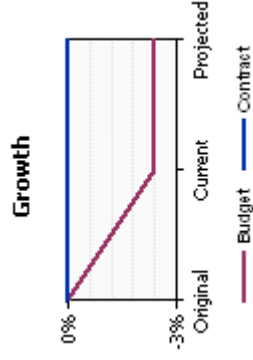
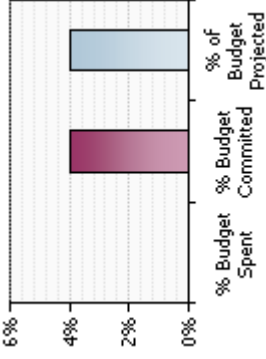
- In Construction Phase-The installation of the base sheet is over 50% complete.

Cost Status by Budget Category:

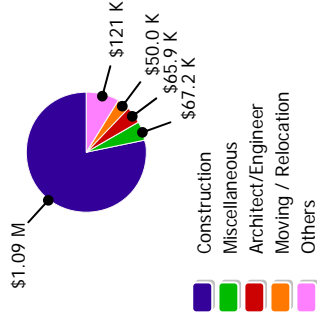
Budget Category	Original Budget	Budget Revision	Current Budget	Original Contract	Executed Changes	Current Contract	Paid To Date	Contract Balance	CORs	ETC Forecast	Estimate At Completion	Uncommitted
CIT Managed												
Architect/Engineer: 7100-7101	\$24,634	(\$2,500)	\$22,134	\$13,800		\$13,800	\$7,458	\$4,842		\$8,334	\$22,134	
Construction Testing: 7100-7103	\$1,500	\$1,500	\$1,500							\$1,500	\$1,500	
Other Consultants: 7100-7105	\$2,500	\$2,500	\$2,500	\$2,222		\$2,222	\$2,222			\$278	\$2,500	
Management Fees: 7200-7201	\$8,379	(\$8,379)										
Construction: 7300-7301	\$385,937	\$298,500	\$684,437	\$630,000		\$630,000	\$174,464	\$204,954		\$54,437	\$684,437	
Miscellaneous: 7300-7302	\$22,050	\$1,500	\$1,500	\$696		\$696	\$696			\$804	\$1,500	
Contingency: 9999-9999	\$441,000	(\$1,500)	\$20,550							\$20,550	\$20,550	
CIT Managed Subtotal	\$441,000	\$291,621	\$732,621	\$646,718		\$646,718	\$184,840	\$209,796		\$85,903	\$732,621	
Project Total	\$441,000	\$291,621	\$732,621	\$646,718		\$646,718	\$184,840	\$209,796		\$85,903	\$732,621	

Program\DeKalb County\421 SPLOST III\Elementary Schools\Stone Mill ES - HVAC

Project Manager: Lamonte Artis
 Architect-Engineer: Sy Richards, Architect Inc.
 Contractor:
 Project: 421-140
 Project Stage: 2. Design
 Delivery Method: Design / Bid / Build



Funding Source



Scope of Work:

- Scope of work is to renovate the HVAC system.

Remarks:

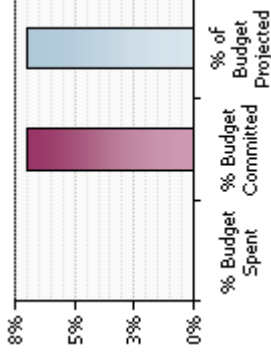
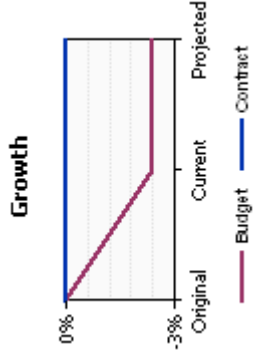
- The design kick off meeting was held on March 23, 2011. A walk through with the architect will take place at the school on March 30, 2011 at 8:15.

Cost Status by Budget Category:

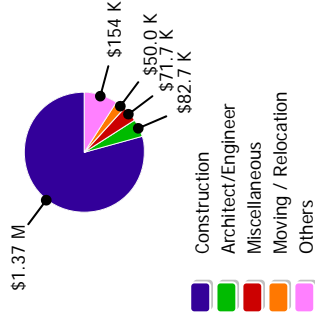
Budget Category	Original Budget	Budget Revision	Current Budget	Original Contract	Executed Changes	Current Contract	Paid To Date	Contract Balance	CORs	ETC Forecast	Estimate At Completion	Uncommitted
CIT Managed												
Architect/Engineer: 7100-7101	\$65,896		\$65,896	\$52,500		\$52,500		\$48,563		\$13,396	\$65,896	
Construction Testing: 7100-7103	\$12,284		\$12,284							\$12,284	\$12,284	
Other Consultants: 7100-7105	\$12,408		\$12,408							\$12,408	\$12,408	
Management Fees: 7200-7201	\$25,322	(\$25,322)										
Construction: 7300-7301	\$1,093,047		\$1,093,047							\$1,093,047	\$1,093,047	
Construction Technology: 7300-7301.22		\$40,000	\$40,000							\$40,000	\$40,000	
Miscellaneous: 7300-7302	\$57,157		\$57,157							\$57,157	\$57,157	
Security: 7400-7401	\$10,000		\$10,000							\$10,000	\$10,000	
Utilities: 7500-7501	\$25,000		\$25,000							\$25,000	\$25,000	
Moving / Relocation: 7500-7502	\$50,000		\$50,000							\$50,000	\$50,000	
Contingency: 9999-9999	\$71,111	(\$40,000)	\$31,111							\$31,111	\$31,111	
CIT Managed Subtotal	\$1,422,225	(\$25,322)	\$1,396,903	\$52,500		\$52,500		\$48,563		\$1,344,403	\$1,396,903	
Project Total	\$1,422,225	(\$25,322)	\$1,396,903	\$52,500		\$52,500		\$48,563		\$1,344,403	\$1,396,903	

Program\DeKalb County\421 SPLOST III\Elementary Schools\Stone Mountain ES - HVAC & ADA

Project Manager: Lamonte Artis
 Architect-Engineer: Sy Richards, Architect Inc.
 Contractor:
 Project: 421-135
 Project Stage: 2. Design
 Delivery Method: Design / Bid / Build



Funding Source



Scope of Work:

- ADA improvements for this school include interior and exterior accessibility upgrades. In addition, the HVAC system will be renovated.

Remarks:

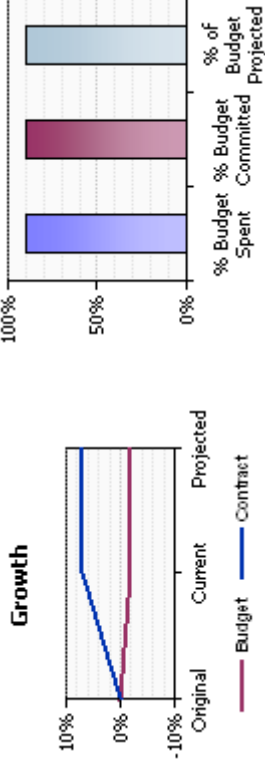
- The design kick off meeting was held on March 23, 2011. A walk through with the architect will take place at the school on March 30, 2011 at 8:15.

Cost Status by Budget Category:

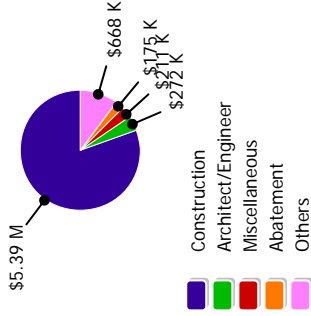
Budget Category	Original Budget	Budget Revision	Current Budget	Original Contract	Executed Changes	Current Contract	Paid To Date	Contract Balance	CORs Forecast	ETC Forecast	Estimate At Completion	Uncommitted
CIT Managed												
Architect/Engineer: 7100-7101	\$82,722		\$82,722	\$66,250		\$66,250		\$61,281			\$66,250	\$16,472
Construction Testing: 7100-7103	\$15,197		\$15,197									\$15,197
Other Consultants: 7100-7105	\$15,350		\$15,350									\$15,350
Management Fees: 7200-7201	\$31,727	(\$31,727)										
Construction: 7300-7301	\$1,372,454		\$1,372,454	\$49,990		\$49,990		\$49,990			\$49,990	\$1,322,464
Construction Technology: 7300-7301.22		\$40,000	\$40,000								\$40,000	
Miscellaneous: 7300-7302	\$71,711		\$71,711								\$71,711	
Security: 7400-7401	\$10,000		\$10,000								\$10,000	
Utilities: 7500-7501	\$25,000		\$25,000								\$25,000	
Moving / Relocation: 7500-7502	\$50,000		\$50,000								\$50,000	
Contingency: 9999-9999	\$88,614	(\$40,000)	\$48,614								\$48,614	
CIT Managed Subtotal	\$1,762,775	(\$31,727)	\$1,731,048	\$116,240		\$116,240		\$111,271			\$116,240	\$1,614,808
Project Total	\$1,762,775	(\$31,727)	\$1,731,048	\$116,240		\$116,240		\$111,271			\$116,240	\$1,614,808

Program\DeKalb County\421 SPLOST III\High Schools\Stone Mountain HS - HVAC, Roof

Project Manager: Wade Richardson
 Architect-Engineer: Leppard Johnson & Associates
 Contractor: Merit Construction Company
 Project: 421-110
 Project Stage: 5. Close-out
 Delivery Method: Design / Bid / Build



Funding Source



Scope of Work:

- The scope includes the replacement of the HVAC system, interior lighting system, fire alarm system, and ceilings. The roof will also be replaced and a new emergency generator will be installed.

Remarks:

- The project is in the close-out stage. Budget will be realigned upon approval at May's board meeting.

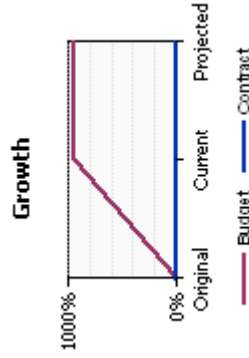
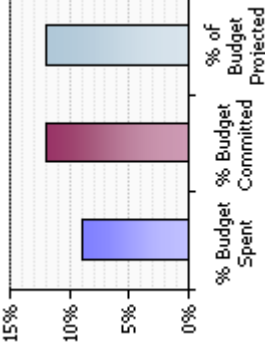
Cost Status by Budget Category:

Budget Category	Original Budget	Budget Revision	Current Budget	Original Contract	Executed Changes	Current Contract	Paid To Date	Contract Balance	CORs	ETC Forecast	Estimate At Completion	Uncommitted
CIT Managed												
Architect/Engineer: 7100-7101	\$322,300	(\$50,000)	\$272,300	\$135,500	\$51,040	\$186,540	\$182,424	\$2,299		\$85,000	\$271,540	\$760
Surveying: 7100-7102		\$38,000	\$38,000	\$27,300		\$27,300	\$27,300				\$27,300	\$10,700
Construction Testing: 7100-7103	\$37,582	(\$10,000)	\$27,582	\$5,143		\$5,143	\$3,615	\$1,237		\$10,000	\$15,143	\$12,439
Abatement: 7100-7104	\$20,000	\$155,000	\$175,000	\$69,438		\$69,438	\$65,517	\$0		(\$70,000)	(\$562)	\$175,562
Other Consultants: 7100-7105			\$37,961	\$7,591		\$7,591	\$7,591			(\$20,000)	(\$12,409)	\$50,370
Management Fees: 7200-7201	\$117,971	(\$117,971)										
Construction: 7300-7301	\$5,187,833	\$200,000	\$5,387,833	\$5,131,046	\$357,461	\$5,488,507	\$4,448,640	\$12,036		\$300,000	\$5,788,507	(\$400,674)
Construction Technology: 7300-7301.22		\$30,000	\$30,000							\$30,000	\$30,000	
Miscellaneous: 7300-7302	\$174,867	(\$82,000)	\$92,867	\$12,061		\$12,061	\$5,243	\$13			\$12,061	\$80,806
Security: 7400-7401	\$30,000	\$10,000	\$40,000	\$24,185		\$24,185	\$24,185			\$15,000	\$39,185	\$815

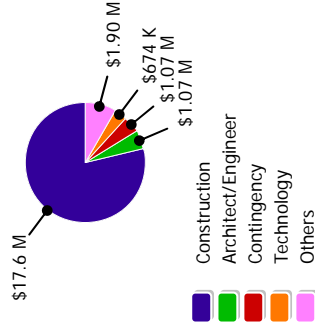
Budget Category	Original Budget	Budget Revision	Current Budget	Original Contract	Executed Changes	Current Contract	Paid To Date	Contract Balance	CORS	ETC Forecast	Estimate At Completion	Uncommitted
Utilities: 7500-7501	\$75,000		\$75,000	\$1,620		\$1,620		\$1		\$73,000	\$74,620	\$380
Moving / Relocation: 7500-7502	\$125,000	\$40,000	\$165,000	\$80,576		\$80,576	\$72,203	(\$3,604)		\$84,000	\$164,576	\$424
Trailers: 7600-7503	\$250,000	(\$200,000)	\$50,000	\$11,500		\$11,500	\$10,514	\$763		\$38,500	\$50,000	
Contingency: 9999-9999	\$335,711	(\$241,000)	\$94,711									\$94,711
CIT Managed Subtotal	\$6,714,225	(\$227,971)	\$6,486,254	\$5,505,960	\$408,501	\$5,914,461	\$4,847,232	\$12,745		\$545,500	\$6,459,961	\$26,293
DCSS Managed												
FF&E: 7700-7504		\$100,000	\$100,000	\$48,942		\$48,942	\$48,942			\$50,000	\$98,942	\$1,058
Technology: 7800-7801		\$10,000	\$10,000	\$2,842		\$2,842	\$2,796	\$46			\$2,842	\$7,158
DCSS Managed Subtotal		\$110,000	\$110,000	\$51,784		\$51,784	\$51,738	\$46		\$50,000	\$101,784	\$8,216
Project Total	\$6,714,225	(\$117,971)	\$6,596,254	\$5,557,744	\$408,501	\$5,966,245	\$4,898,971	\$12,791		\$595,500	\$6,561,745	\$34,509

Program\DeKalb County\421 SPLOST III\High Schools\SW DeKalb HS - SPLOST II Deferred, ADA

Project Manager: Wade Richardson
 Architect-Engineer: CDH Partners
 Contractor:
 Project: 421-102
 Project Stage: 2. Design
 Delivery Method: Design / Bid / Build



Funding Source



Scope of Work:

- The SPLOST II scope of work included locker room renovations, a new multipurpose building, new roads, parking lot paving, resurfacing the tennis court and baseball/football/soccer field, which has all been completed.
- In July, 2009, under SPLOST III, the DeKalb County Board of Education approved an additional \$20.2 million in funding for a new 31-classroom addition, pursuant to the CIP Mid-Program Assessment Report.

Remarks:

- The multi-purpose building construction is complete and the associated contracts have been closed.
- Design work for the auditorium and classroom addition began in November, 2010 and is in progress.
- Wade Richardson assigned as new PM as of 2/21/11.

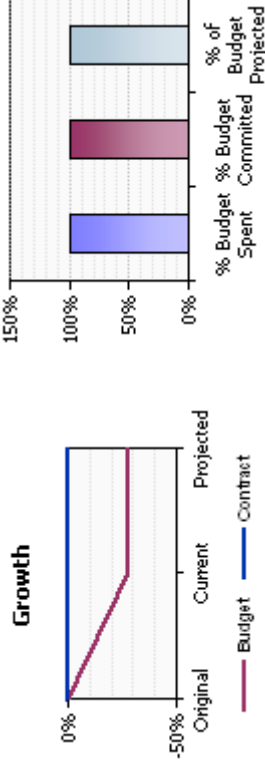
Cost Status by Budget Category:

Budget Category	Original Budget	Budget Revision	Current Budget	Original Contract	Executed Changes	Current Contract	Paid To Date	Contract Balance	CORs	ETC Forecast	Estimate At Completion	Uncommitted
CIT Managed												
Architect/Engineer: 7100-7101	\$100,000	\$968,366	\$1,068,366	\$720,000	\$96,460	\$816,460	\$146,860	\$612,000		\$251,900	\$1,068,360	\$6
Surveying: 7100-7102	\$6,260	\$127,500	\$133,760	\$27,490	\$4,974	\$27,490	\$24,050	\$3,440		\$106,270	\$133,760	
Construction Testing: 7100-7103	\$17,710	\$84,206	\$101,916	\$25,581	\$4,974	\$30,555	\$26,122	\$0		\$71,360	\$101,915	\$1
Abatement: 7100-7104		\$40,000	\$40,000							\$40,000	\$40,000	

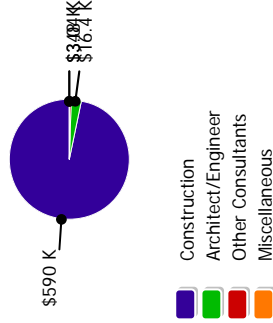
Budget Category	Original Budget	Budget Revision	Current Budget	Original Contract	Executed Changes	Current Contract	Paid To Date	Contract Balance	CORS	ETC Forecast	Estimate At Completion	Uncommitted
Other Consultants: 7100-7105	\$16,960	\$40,000	\$56,960	\$5,480		\$5,480	\$5,480			\$51,480	\$56,960	
Management Fees: 7200-7201	\$35,420	(\$35,420)										
Construction: 7300-7301	\$1,371,400	\$16,227,508	\$17,598,908	\$1,384,133	\$83,351	\$1,467,484	\$1,449,416	\$18,068		\$16,131,424	\$17,598,908	
Construction Technology: 7300-7301.22		\$30,000	\$30,000							\$30,000	\$30,000	
Miscellaneous: 7300-7302	\$173,350	\$375,449	\$548,799	\$345		\$345	\$345			\$548,454	\$548,799	
Security: 7400-7401	\$10,000	\$87,200	\$97,200	\$22,200		\$22,200	\$22,180	\$20		\$75,000	\$97,200	
Utilities: 7500-7501		\$125,000	\$125,000							\$125,000	\$125,000	
Moving / Relocation: 7500-7502	\$30,000	\$100,000	\$130,000							\$130,000	\$130,000	
Contingency: 9999-9999	\$91,175	\$976,325	\$1,067,500							\$1,067,500	\$1,067,500	
CIT Managed Subtotal	\$1,852,275	\$19,146,134	\$20,998,409	\$2,185,229	\$184,785	\$2,370,014	\$1,674,453	\$633,528		\$18,628,388	\$20,998,402	\$7
DCSS Managed												
FF&E: 7700-7504	\$31,760	\$606,049	\$637,809	\$3,030		\$3,030	\$3,030			\$634,779	\$637,809	(\$0)
Technology: 7800-7801	\$260,000	\$414,032	\$674,032	\$254,913		\$254,913	\$254,913			\$419,000	\$673,913	\$119
DCSS Managed Subtotal	\$291,760	\$1,020,081	\$1,311,841	\$257,943		\$257,943	\$257,943			\$1,053,779	\$1,311,722	\$119
Project Total	\$2,144,035	\$20,166,215	\$22,310,250	\$2,443,172	\$184,785	\$2,627,957	\$1,932,396	\$633,528		\$19,682,167	\$22,310,124	\$126

Program\DeKalb County\421 SPLOST III\Elementary Schools\Terry Mill ES (DESA) - Roof

Project Manager: Yolanda Brown
 Architect-Engineer: PCI Group, Inc
 Contractor: Rycars Construction
 Project: 421-211
 Project Stage: 6. Completed
 Delivery Method: Design / Bid / Build



Funding Source



Scope of Work:

- The installation of a new modified bitumen roofing system.

Remarks:

- Project was completed in 4th quarter 2009.

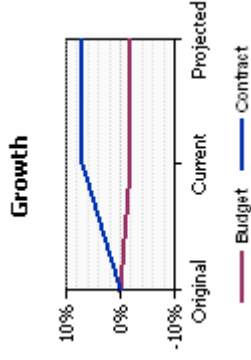
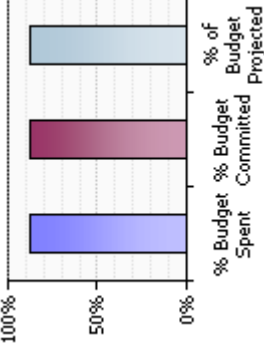
Cost Status by Budget Category:

Budget Category	Original Budget	Budget Revision	Current Budget	Original Contract	Executed Changes	Current Contract	Paid To Date	Contract Balance	CORs	ETC Forecast	Estimate At Completion	Uncommitted
CIT Managed												
Architect/Engineer: 7100-7101	\$47,329	(\$30,929)	\$16,400	\$16,400		\$16,400	\$16,400				\$16,400	
Other Consultants: 7100-7105		\$3,037	\$3,037	\$3,037		\$3,037	\$3,037				\$3,037	
Management Fees: 7200-7201	\$16,098	(\$16,098)										
Construction: 7300-7301	\$741,480	(\$151,078)	\$590,402	\$592,902	(\$2,500)	\$590,402	\$590,402				\$590,402	
Miscellaneous: 7300-7302		\$348	\$348			\$348	\$348				\$348	
Contingency: 9999-9999	\$42,364	(\$42,364)										
CIT Managed Subtotal	\$847,271	(\$237,084)	\$610,187	\$612,687	(\$2,500)	\$610,187	\$610,187				\$610,187	
Project Total	\$847,271	(\$237,084)	\$610,187	\$612,687	(\$2,500)	\$610,187	\$610,187				\$610,187	

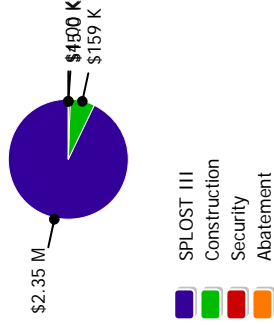
Budget Category	Original Budget	Budget Revision	Current Budget	Original Contract	Executed Changes	Current Contract	Paid To Date	Contract Balance	CORs	ETC Forecast	Estimate At Completion	Uncommitted
Moving / Relocation: 7500-7502	\$50,000	(\$40,000)	\$10,000	\$1,600		\$1,600	\$1,289	\$2			\$1,600	\$8,400
Trailers: 7600-7503	\$100,000	(\$94,000)	\$6,000	\$6,000		\$6,000	\$6,000				\$6,000	
Contingency: 9999-9999	\$128,000	(\$118,000)	\$10,000									\$10,000
CIT Managed Subtotal	\$2,844,000	(\$51,200)	\$2,792,800	\$2,535,499	\$102,723	\$2,638,221	\$2,013,824	\$341,685	(\$1,060)	\$31,000	\$2,668,161	\$124,639
DCSS Managed												
FF&E: 7700-7504	\$103,600		\$103,600	\$70,793		\$70,793	\$70,793			\$32,807	\$103,600	\$0
Technology: 7800-7801	\$150,000		\$150,000	\$18,050		\$18,050	\$18,050			\$25,000	\$43,050	\$106,950
DCSS Managed Subtotal	\$253,600		\$253,600	\$88,843		\$88,843	\$88,843			\$57,807	\$146,650	\$106,950
Project Total	\$3,097,600	(\$51,200)	\$3,046,400	\$2,624,341	\$102,723	\$2,727,064	\$2,102,666	\$341,685	(\$1,060)	\$88,807	\$2,814,811	\$231,589

Program\DeKalb County\421 SPLOST III\Elementary Schools\Vanderlyn ES - HVAC, Roof, ADA

Project Manager: Hal Anderson
 Architect-Engineer: CNVA Architects
 Contractor: PCI Group, Inc
 Project: 421-116
 Project Stage: 5. Close-out
 Delivery Method: Design / Build



Funding Source



Scope of Work:

- The scope includes replacement of the HVAC system, ceilings and lighting in the classrooms. Also included is a full roof replacement and ADA modifications.

Remarks:

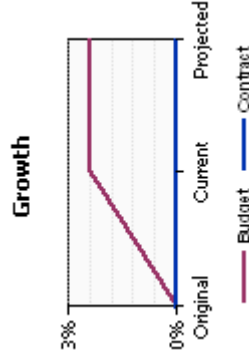
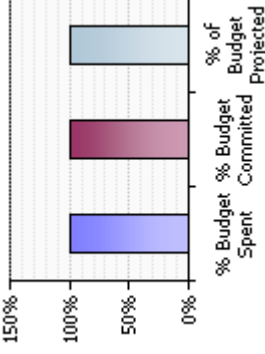
- The generator has been repaired and has been approved by the Fire Marshal and the City of Dunwoody. The Certificate for the Completion for the entire project was received on January 25, 2011. There are still some punchlist items that have to be completed. The project will be closed out soon.

Cost Status by Budget Category:


Budget Category	Original Budget	Budget Revision	Current Budget	Original Contract	Executed Changes	Current Contract	Paid To Date	Contract Balance	CORS	ETC Forecast	Estimate At Completion	Uncommitted
CIT Managed												
Architect/Engineer: 7100-7101	\$114,000	(\$114,000)										
Construction Testing: 7100-7103	\$14,236		\$14,236	\$2,525		\$2,525	\$610	\$1,915		\$11,711	\$14,236	
Abatement: 7100-7104	\$6,000	\$4,000	\$10,000	\$5,671		\$5,671	\$5,668	\$3		\$4,329	\$10,000	(\$0)
Other Consultants: 7100-7105	\$9,500		\$9,500	\$2,477		\$2,477	\$2,477			\$7,023	\$9,500	
Management Fees: 7200-7201	\$42,730	(\$42,730)										
Construction: 7300-7301	\$1,894,009	\$159,000	\$2,053,009	\$1,828,876	\$129,933	\$1,958,809	\$1,816,688	\$222		\$94,200	\$2,053,009	\$0
Miscellaneous: 7300-7302	\$66,499		\$66,499	\$464		\$464	\$464			\$66,035	\$66,499	
Security: 7400-7401	\$10,000	\$15,000	\$25,000	\$22,694		\$22,694		\$22,694		\$2,306	\$25,000	
Utilities: 7500-7501	\$25,000		\$25,000							\$25,000	\$25,000	
Moving / Relocation: 7500-7502	\$50,000		\$50,000	\$30,600		\$30,600				\$19,400	\$50,000	
Contingency: 9999-9999	\$119,347	(\$64,000)	\$55,347							\$55,347	\$55,347	
CIT Managed Subtotal	\$2,351,321	(\$42,730)	\$2,308,591	\$1,893,307	\$129,933	\$2,023,240	\$1,825,907	\$24,834		\$285,351	\$2,308,591	\$0
Project Total	\$2,351,321	(\$42,730)	\$2,308,591	\$1,893,307	\$129,933	\$2,023,240	\$1,825,907	\$24,834		\$285,351	\$2,308,591	\$0

Program\DeKalb County\421 SPLOST III\Elementary Schools\Wadsworth ES - Roof

Project Manager: Yolanda Brown
 Architect-Engineer: PCI Group, Inc
 Contractor: Klein Contracting Corporation
 Project: 421-206
 Project Stage: 6. Completed
 Delivery Method: Design / Bid / Build



Funding Source



- Construction
- Architect/Engineer
- Other Consultants
- Miscellaneous
- Construction Testing

Scope of Work:

- ▶ The installation of a new modified bitumen roofing system.

Remarks:

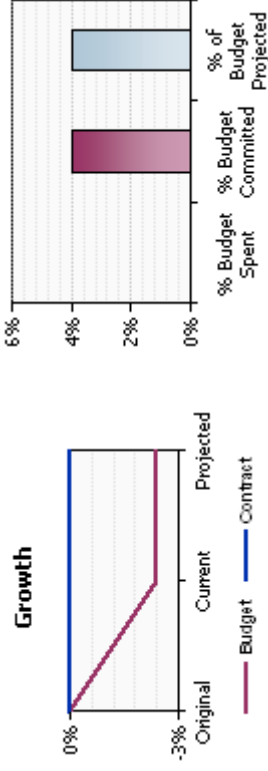
- ▶ The new roof system is a cool roof and it should reduce the costs for cooling the school building. Project was completed August 2009.

Cost Status by Budget Category:

Budget Category	Original Budget	Budget Revision	Current Budget	Original Contract	Executed Changes	Current Contract	Paid To Date	Contract Balance	CORs	ETC Forecast	Estimate At Completion	Uncommitted
CIT Managed												
Architect/Engineer: 7100-7101	\$35,104	(\$20,304)	\$14,800	\$14,800		\$14,800	\$14,800				\$14,800	
Construction Testing: 7100-7103		\$511	\$511	\$511		\$511	\$511				\$511	(\$0)
Other Consultants: 7100-7105		\$2,256	\$2,256	\$2,256		\$2,256	\$2,256				\$2,256	
Management Fees: 7200-7201	\$11,940	(\$11,940)										
Construction: 7300-7301	\$549,960	\$70,121	\$620,081	\$620,710	(\$629)	\$620,081	\$620,081				\$620,081	
Miscellaneous: 7300-7302		\$642	\$642	\$642		\$642	\$642				\$642	
Contingency: 9999-9999	\$31,421	(\$31,421)										
CIT Managed Subtotal	\$628,425	\$9,865	\$638,290	\$638,919	(\$629)	\$638,290	\$638,290				\$638,290	(\$0)
Project Total	\$628,425	\$9,865	\$638,290	\$638,919	(\$629)	\$638,290	\$638,290				\$638,290	(\$0)

Program\DeKalb County\421 SPLOST III\Other Facilities\Warren Tech - HVAC

Project Manager: Barry Booth
 Architect-Engineer: Richard Wittschiebe Hand
 Contractor:
 Project: 421-129
 Project Stage: 2. Design
 Delivery Method: Design / Bid / Build



Scope of Work:

- Scope of work is to replace water source heat pumps.

Remarks:

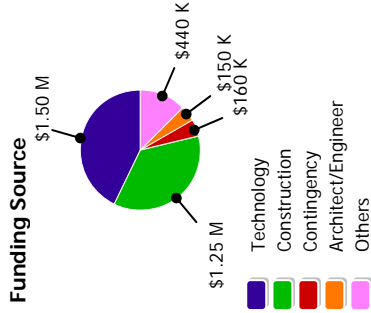
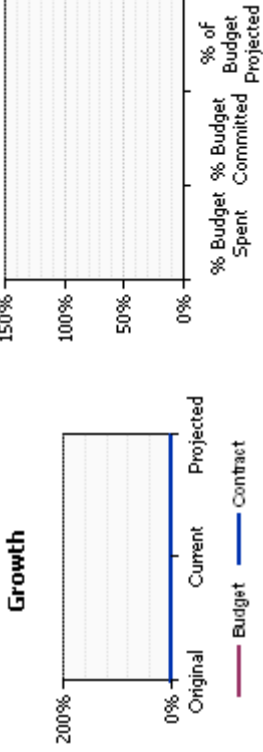
- The design kick off meeting was held on March 23, 2011. A walk through with the architect will take place at the school on March 29, 2011 to gather information for Finding of Fact and the Preliminary Report.

Cost Status by Budget Category:

Budget Category	Original Budget	Budget Revision	Current Budget	Original Contract	Executed Changes	Current Contract	Paid To Date	Contract Balance	CORS	ETC Forecast	Estimate At Completion	Uncommitted
CIT Managed												
Architect/Engineer: 7100-7101	\$2,455		\$2,455	\$46,863		\$46,863		\$42,177		\$5,592	\$52,455	
Surveying: 7100-7102	\$19,779		\$19,779							\$19,779	\$19,779	
Other Consultants: 7100-7105	\$9,877		\$9,877							\$9,877	\$9,877	
Management Fees: 7200-7201	\$20,157	(\$20,157)										
Construction: 7300-7301	\$864,458		\$864,458							\$864,458	\$864,458	
Miscellaneous: 7300-7302	\$41,125		\$41,125							\$41,125	\$41,125	
Security: 7400-7401	\$10,000		\$10,000							\$10,000	\$10,000	
Utilities: 7500-7501	\$25,000		\$25,000							\$25,000	\$25,000	
Moving / Relocation: 7500-7502	\$50,000		\$50,000							\$50,000	\$50,000	
Contingency: 9999-9999	\$57,518		\$57,518							\$57,518	\$57,518	
CIT Managed Subtotal	\$1,150,369	(\$20,157)	\$1,130,212	\$46,863		\$46,863		\$42,177		\$1,083,349	\$1,130,212	
Project Total	\$1,150,369	(\$20,157)	\$1,130,212	\$46,863		\$46,863		\$42,177		\$1,083,349	\$1,130,212	

Program\DeKalb County\421 SPLOST III\Other Facilities\William Bradley Bryant Center

Project Manager: Brad Jacobs
 Architect-Engineer:
 Contractor:
 Project: 421-228
 Project Stage: 3. Procurement
 Delivery Method: Design / Bid / Build



Scope of Work:

- Scope of work includes:
 - renovations to the front offices to accommodate MIS personnel, to be relocated from vacated Admin Building A
 - Increase in the size of electrical service to the building to accommodate relocated data equipment.
 - Conversion of the existing cafeteria into the new MIS Data Center
 - Relocation of data equipment from Building A to WBBC, as well as infrastructure / fiber optic relocations.
 - Parking lot improvements
 - Improvements to interior finishes

Remarks:

- Design complete. RFP for construction has been issued, with a June, 2011 contract award anticipated.

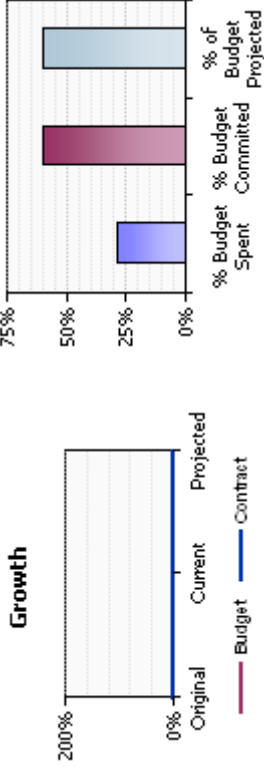
Cost Status by Budget Category:

Budget Category	Original Budget	Budget Revision	Current Budget	Original Contract	Executed Changes	Current Contract	Paid To Date	Contract Balance	CORS	ETC Forecast	Estimate At Completion	Uncommitted
CIT Managed												
Architect/Engineer: 7100-7101	\$150,000		\$150,000							\$150,000	\$150,000	
Surveying: 7100-7102	\$10,000		\$10,000	\$4,950		\$4,950	\$4,950			\$5,050	\$10,000	
Construction Testing: 7100-7103	\$35,000		\$35,000	\$5,337		\$5,337	\$2,600	\$2,737		\$29,663	\$35,000	\$0
Abatement: 7100-7104	\$20,000		\$20,000							\$20,000	\$20,000	
Construction: 7300-7301	\$1,250,000		\$1,250,000							\$1,250,000	\$1,250,000	

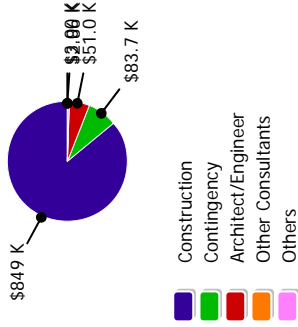
Budget Category	Original Budget	Budget Revision	Current Budget	Original Contract	Executed Changes	Current Contract	Paid To Date	Contract Balance	CORS	ETC Forecast	Estimate At Completion	Uncommitted
Miscellaneous: 7300-7302	\$75,000		\$75,000	\$232		\$232	\$406	(\$174)		\$74,768	\$75,000	
Security: 7400-7401	\$25,000		\$25,000							\$25,000	\$25,000	
Utilities: 7500-7501	\$75,000		\$75,000							\$75,000	\$75,000	
Moving / Relocation: 7500-7502	\$100,000		\$100,000							\$100,000	\$100,000	
Contingency: 9999-9999	\$160,000		\$160,000							\$160,000	\$160,000	
CIT Managed Subtotal	\$1,900,000		\$1,900,000	\$10,519		\$10,519	\$7,956	\$2,563		\$1,889,481	\$1,900,000	\$0
DCSS Managed												
FF&E: 7700-7504	\$100,000		\$100,000							\$100,000	\$100,000	
Technology: 7800-7801	\$1,500,000		\$1,500,000							\$1,500,000	\$1,500,000	
DCSS Managed Subtotal	\$1,600,000		\$1,600,000							\$1,600,000	\$1,600,000	
Project Total	\$3,500,000		\$3,500,000	\$10,519		\$10,519	\$7,956	\$2,563		\$3,489,481	\$3,500,000	\$0

Program\DeKalb County\421 SPLOST III\Elementary Schools\Woodridge ES - Roof

Project Manager: Yolanda Brown
 Architect-Engineer: PCI Group, Inc
 Contractor: Roof Management
 Project: 421-227
 Project Stage: 4. Construction
 Delivery Method: Design / Bid / Build



Funding Source



Scope of Work:

- Full roof replacement.

Remarks:

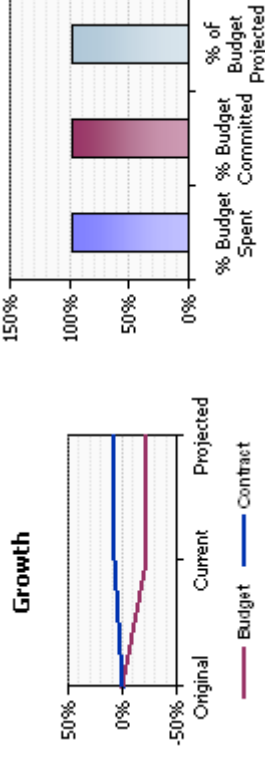
- The demolition is complete and installation of the base sheet is almost complete.

Cost Status by Budget Category:

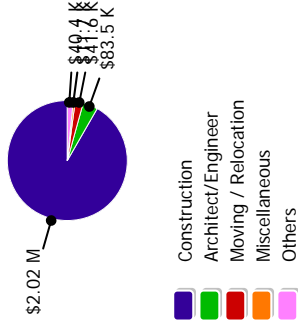
Budget Category	Original Budget	Budget Revision	Current Budget	Original Contract	Executed Changes	Current Contract	Paid To Date	Contract Balance	CORS	ETC Forecast	Estimate At Completion	Uncommitted
CIT Managed												
Architect/Engineer: 7100-7101	\$50,968		\$50,968	\$22,000		\$22,000	\$14,200	\$7,800		\$28,968	\$50,968	
Construction Testing: 7100-7103	\$1,500		\$1,500							\$1,500	\$1,500	
Other Consultants: 7100-7105	\$2,856		\$2,856							\$2,856	\$2,856	
Construction: 7300-7301	\$849,473		\$849,473	\$571,474		\$571,474	\$348	\$295,161		\$277,999	\$849,473	
Miscellaneous: 7300-7302	\$1,500		\$1,500	\$348		\$348				\$1,152	\$1,500	
Contingency: 9999-9999	\$83,703		\$83,703							\$83,703	\$83,703	
CIT Managed Subtotal	\$990,000		\$990,000	\$593,822		\$593,822	\$14,548	\$302,961		\$396,178	\$990,000	
Project Total	\$990,000		\$990,000	\$593,822		\$593,822	\$14,548	\$302,961		\$396,178	\$990,000	

Program\DeKalb County\421 SPLOST III\Elementary Schools\Woodward ES - HVAC, Roof

Project Manager: Lamonte Artis
 Architect-Engineer: BAA Mechanical Engineers
 Contractor: John F. Pennebaker
 Project: 421-109
 Project Stage: 6. Completed
 Delivery Method: Design / Bid / Build



Funding Source



Scope of Work:

- The scope consists of HVAC, ceiling and lighting replacement. The multipurpose/gym building is not included in this scope (other than new fire alarm system) because it is a relatively new addition to the facility.

Remarks:

- This project has been completed.

Cost Status by Budget Category:

Budget Category	Original Budget	Budget Revision	Current Budget	Original Contract	Executed Changes	Current Contract	Paid To Date	Contract Balance	CORs	ETC Forecast	Estimate At Completion	Uncommitted
CIT Managed												
Architect/Engineer: 7100-7101	\$143,505	(\$60,000)	\$83,505	\$68,250		\$68,250	\$68,250				\$68,250	\$15,255
Construction Testing: 7100-7103	\$17,260	(\$17,260)										
Abatement: 7100-7104	\$10,000	\$646	\$10,646	\$7,676		\$7,676	\$7,676				\$7,676	\$2,970
Other Consultants: 7100-7105	\$17,434	(\$10,000)	\$7,434									\$7,434
Management Fees: 7200-7201	\$52,921	(\$52,921)										
Construction: 7300-7301	\$2,324,598	(\$300,000)	\$2,024,598	\$1,875,000	\$143,219	\$2,018,219	\$2,018,219				\$2,018,219	\$6,379
Miscellaneous: 7300-7302	\$80,312	(\$68,600)	\$11,712	\$3,680		\$3,680	\$3,680				\$3,680	\$8,032
Security: 7400-7401	\$10,000		\$10,000	\$9,995		\$9,995	\$9,995				\$9,995	\$5
Utilities: 7500-7501	\$25,000	(\$25,000)										
Moving / Relocation: 7500-7502	\$50,000	(\$8,417)	\$41,583	\$41,583		\$41,583	\$41,583				\$41,583	

Budget Category	Original Budget	Budget Revision	Current Budget	Original Contract	Executed Changes	Current Contract	Paid To Date	Contract Balance	CORs	ETC Forecast	Estimate At Completion	Uncommitted
Contingency: 9999-9999	\$143,738	(\$135,000)	\$8,738									\$8,738
CIT Managed Subtotal	\$2,874,768	(\$676,552)	\$2,198,216	\$2,006,183	\$143,219	\$2,149,402	\$2,149,402				\$2,149,402	\$48,814
DCSS Managed												
Technology: 7800-7801		\$3,600	\$3,600	\$2,047		\$2,047	\$2,047				\$2,047	\$1,553
DCSS Managed Subtotal		\$3,600	\$3,600	\$2,047		\$2,047	\$2,047				\$2,047	\$1,553
Project Total	\$2,874,768	(\$672,952)	\$2,201,816	\$2,008,231	\$143,219	\$2,151,450	\$2,151,450				\$2,151,450	\$50,366

Project Bid List

ACTIVE BID ITEMS

No.	Project	Scope	Bid Type	Dates		Time	Questions Due	Issue Addendum		Due Date	Due Time	Agenda Mo.	Comments	Project Manager
				Issue	Pre Bid/ Proposal			#1	Final					
410-364	WBBC	Front Office Renovation	GC RFP	3/24/2011	4/19/2011	10:00 AM	4/25/2011	TBD	4/28/2011	5/3/2011	2:00 PM	June	RFP Submission	Brad Jacobs
410-364-001	WBBC	Data Center Racks, Power Distribution and Cooling Systems	GC RFP	3/24/2011	4/20/2011	10:00 AM	4/26/2011	TBD	4/29/2011	5/4/2011	2:00 PM	June	RFP Submission	Leon Glasser/ Tony Hunter
421-123	Avondale HS	Roof Replacement	Hard Bid Prequalified	3/24/2011	4/21/2011	10:00 AM	4/27/2011	TBD	5/2/2011	5/5/2011	2:00 PM	June	Public Opening	Wade Richardson

PENDING BID ITEMS

No.	Project	Scope	Bid Type	Release Draft	Status	Comments	Project Manager	Solicitor	A/E Firm
421-321-015	Emergency Generators	Labor Only (Redan ES and Rainbow ES)	ITB	3/29/2011	Developing Package		Larry Williams	Joshua Williams	N/A
421-132	Knollwood ES	HVAC & ADA Modifications	A/E RFP	3/29/2011	Scope Development		Robert Mitchell	Joshua Williams	N/A
N/A	Arabia Mountain HS	Storage Facility	ITB Prequalified	3/29/2011	Scope Development		Wade Richardson	Joshua Williams	Perkins + Will
410-358	Henderson MS	Soil Boring & Geotechnical Services	RFP Prequalified	3/29/2011			Melissa Ryckley	Joshua Williams	Sheffer & Grant
421-110	Stone Mountain HS	Career Technology Lab Renovation	ITB Prequalified	3/29/2011	Scope Development		Wade Richardson	Joshua Williams	Sheffer & Grant
421-108	Tucker HS	Press Box & Concessions	GC RFP	TBD			Amy Sue Mann	Joshua Williams	Milton Pate
421-108	Tucker HS	Softball Field Conversion	GC RFP	TBD			Amy Sue Mann	Joshua Williams	Milton Pate
421-108	Tucker HS	Land Survey	RFP Prequalified	TBD			Amy Sue Mann	Joshua Williams	N/A
421-303-011	Hawthorne ES	ADA Modifications	ITB Prequalified	4/1/2011			Bernard Levett	Joshua Williams	The Epstein Group
N/A	Prequalification	Various	RFQ	TBD	Preparing Docs	Solicitation planned for Summer 2011	Joshua Williams	Joshua Williams	N/A
421-117	Chamblee HS	Traffic Study	RFP	TBD			Amy Sue Mann	Joshua Williams	N/A
421-118	Cedar Grove HS	Restroom Upgrades	A/E RFP	TBD	Scope Development	Pending Board approval of additional allocation of funds	Carlton Parker	Joshua Williams	N/A
421-123	Avondale HS	Renovations	GC-RFP	TBD	Scope Development	CANCELLED	Virgil Bryan	Joshua Williams	N/A
421-302-003	Group B-3	ADA Modifications	A/E RFP	TBD	Under Evaluation	Pending results from Student Services	Bernard Levett	Liz Epstein	N/A
421-303	Group C	ADA Modifications	A/E RFP	TBD	Under Evaluation	Pending results from Student Services	Bernard Levett	Liz Epstein	N/A

Project Bid List

PENDING BID ITEMS

No.	Project	Scope	Bid Type	Release Draft	Status	Comments	Project Manager	Solicitor	A/E Firm
421-304	Group D	ADA Modifications	A/E RFP	TBD	Under Evaluation	Pending results from Student Services	Bernard Levett	Liz Epstein	N/A
421-305	Group E	ADA Modifications	A/E RFP	TBD	Under Evaluation	Pending results from Student Services	Bernard Levett	Liz Epstein	N/A
421-102	Southwest DeKalb	Addition	GC RFP	TBD	Scope Development	25% Construction Documents	Wade Richardson	Joshua Williams	CDH Partners
421-111	Redan HS	Renovations	GC RFP	TBD	Scope Development	25% Construction Documents	Wade Richardson	Joshua Williams	Richard Wittschiebe
421-127	MLK Jr. HS	Addition	GC RFP	TBD	Scope Development	On Hold	Amy Sue Mann	Joshua Williams	R.L. Brown
421-128	Miller Grove HS	Addition	GC RFP	TBD	Scope Development	25% Construction Documents	Robert Mitchell	Joshua Williams	Manley Spangler Smith
421-341-027	Wadsworth Magnet ES	Minor HVAC, Ceiling & Lighting Replacement	A/E RFP	TBD	Scope Development		Melissa Ryckley	Joshua Williams	N/A
421-341-043	Allgood ES	Kitchen Renovation	A/E RFP	TBD	Scope Development		Robert Mitchell	Joshua Williams	N/A
421-226	Old Chamblee MS	Roof Replacement	A/E RFP	TBD	Draft Complete	On Hold	Yolanda Brown	Joshua Williams	N/A
421-341-039	Clifton ES	Ceiling Tile Replacement	ITB	TBD	Scope Development		Melissa Ryckley	Joshua Williams	N/A

CLOSED BIDS

No.	Project	Scope	Bid Type	Dates		Time	Questions Due	Issue Addendum		Due Date	Due Time	Agenda Mo.	Comments	Project Manager
				Issue	Pre Bid/ Proposal			#1	Final					
421-218	Evansdale ES	Roof Replacement	Hard Bid Prequalified	12/30/2010	1/27/2011	10:00 AM	2/2/2011	TBD	2/7/2011	2/10/2011	2:00 PM	March	Pending Contract Execution	Yolanda Brown
421-219	Flat Shoals ES	Roof Replacement	Hard Bid Prequalified	12/30/2010	1/27/2011	10:00 AM	2/2/2011	TBD	2/7/2011	2/10/2011	2:00 PM	March	Pending Contract Execution	Yolanda Brown
421-223	Hambrick ES	Roof Replacement	Hard Bid Prequalified	2/10/2011	3/1/2011	10:00 AM	3/7/2011	TBD	3/10/2011	3/15/2011	2:00 PM	April	BOA Item Prepared	Yolanda Brown
421-224	Hawthorne ES	Roof Replacement	Hard Bid Prequalified	2/10/2011	3/1/2011	10:00 AM	3/7/2011	TBD	3/10/2011	3/15/2011	2:00 PM	April	BOA Item Prepared	Yolanda Brown
410-359	Shamrock MS	MS Conversion	GC RFP	2/10/2011	3/3/2011	10:00 AM	3/9/2011	TBD	3/14/2011	3/17/2011	10:00 AM	April	BOA Item Prepared	Bernard Levett
410-359	Sequoyah MS	MS Conversion	GC RFP	2/10/2011	3/3/2011	10:00 AM	3/9/2011	TBD	3/14/2011	3/17/2011	10:00 AM	April	BOA Item Prepared	Bernard Levett
410-359	Henderson MS	MS Conversion	GC RFP	2/10/2011	3/3/2011	10:00 AM	3/9/2011	TBD	3/14/2011	3/17/2011	10:00 AM	April	BOA Item Prepared	Bernard Levett
421-321-015	Emergency Generators	Labor Only (Dresden ES and Idlewood ES)	ITB	2/15/2011	3/2/2011	10:00 AM	3/9/2011	TBD	3/14/2011	3/17/2011	2:00 PM	April	BOA Item Prepared	Larry Williams
421-117	Chamblee HS	Replacement High School	CM/GC @ Risk RFP	2/17/2011	3/9/2011	10:00 AM	3/14/2011	TBD	3/17/2011	3/22/2011	10:00 AM	April	BOA Item Prepared	Amy Sue Mann
421-341-042b	Chamblee MS	Painting Various Areas	ITB	2/17/2011	3/10/2011	10:00 AM	3/16/2011	TBD	3/21/2011	3/24/2011	1:00 PM	April	BOA Item Prepared	Melissa Ryckley
421-341-035	Oak Grove ES	Classroom Lighting	ITB Prequalified	2/17/2011	3/10/2011	2:00 PM	3/16/2011	TBD	3/21/2011	3/24/2011	2:00 PM	April	BOA Item Prepared	Melissa Ryckley

Budget Reallocations for This Period

Cost Code	Code Description	Code Type	Current Budget	Change	Revised Budget
Total:			\$0.00	\$0.00	\$0.00

* There were no Budget Reallocations for This Period.