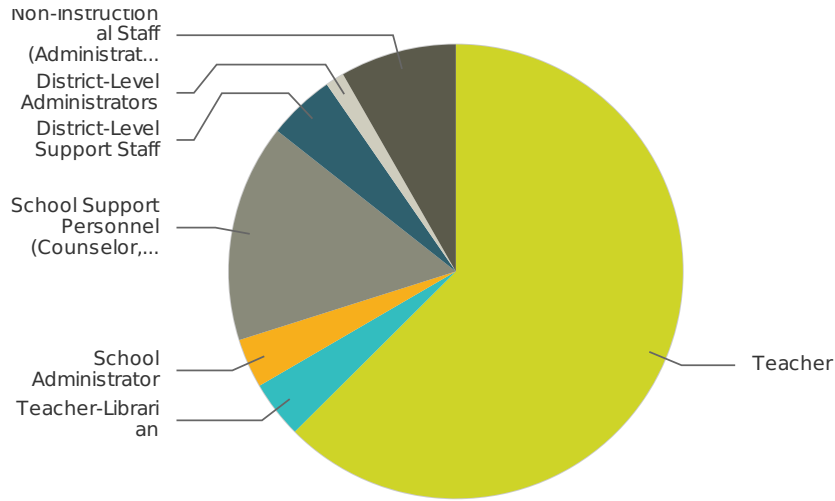


Q1 Please select your role.

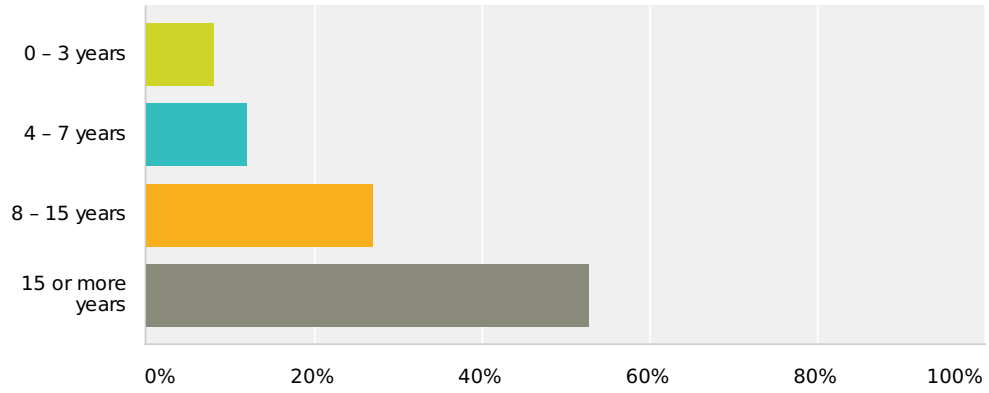
Answered: 2,309 Skipped: 124



Answer Choices	Responses	
Teacher	62.54%	1,444
Teacher-Librarian	4.07%	94
School Administrator	3.51%	81
School Support Personnel (Counselor, Para, etc.)	15.50%	358
District-Level Support Staff	4.76%	110
District-Level Administrators	1.34%	31
Non-Instructional Staff (Administrative Assistants, Custodians, Food Service Staff, Bus Drivers, etc.)	8.27%	191
Total		2,309

Q2 Select your years of experience.

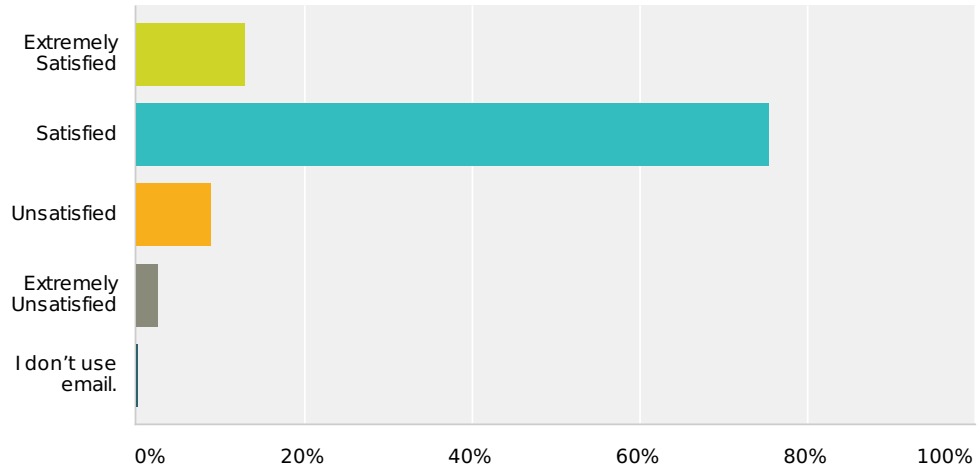
Answered: 2,309 Skipped: 124



Answer Choices	Responses
0 - 3 years	8.10% 187
4 - 7 years	12.00% 277
8 - 15 years	27.07% 625
15 or more years	52.84% 1,220
Total	2,309

Q3 I rate my satisfaction with the district's FirstClass email software as:

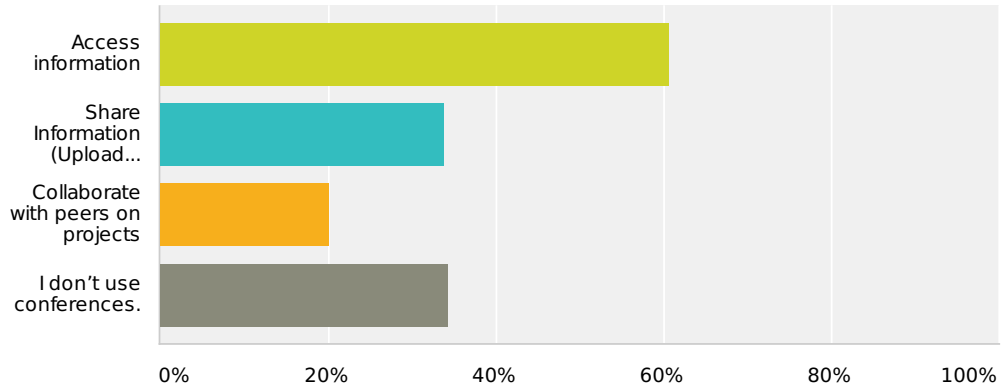
Answered: 2,309 Skipped: 124



Answer Choices	Responses
Extremely Satisfied	12.95% 299
Satisfied	75.49% 1,743
Unsatisfied	8.88% 205
Extremely Unsatisfied	2.56% 59
I don't use email.	0.13% 3
Total	2,309

Q4 I use the district's FirstClass conferences like DeKalb Discussions and K-12 Message Board to (select all that apply):

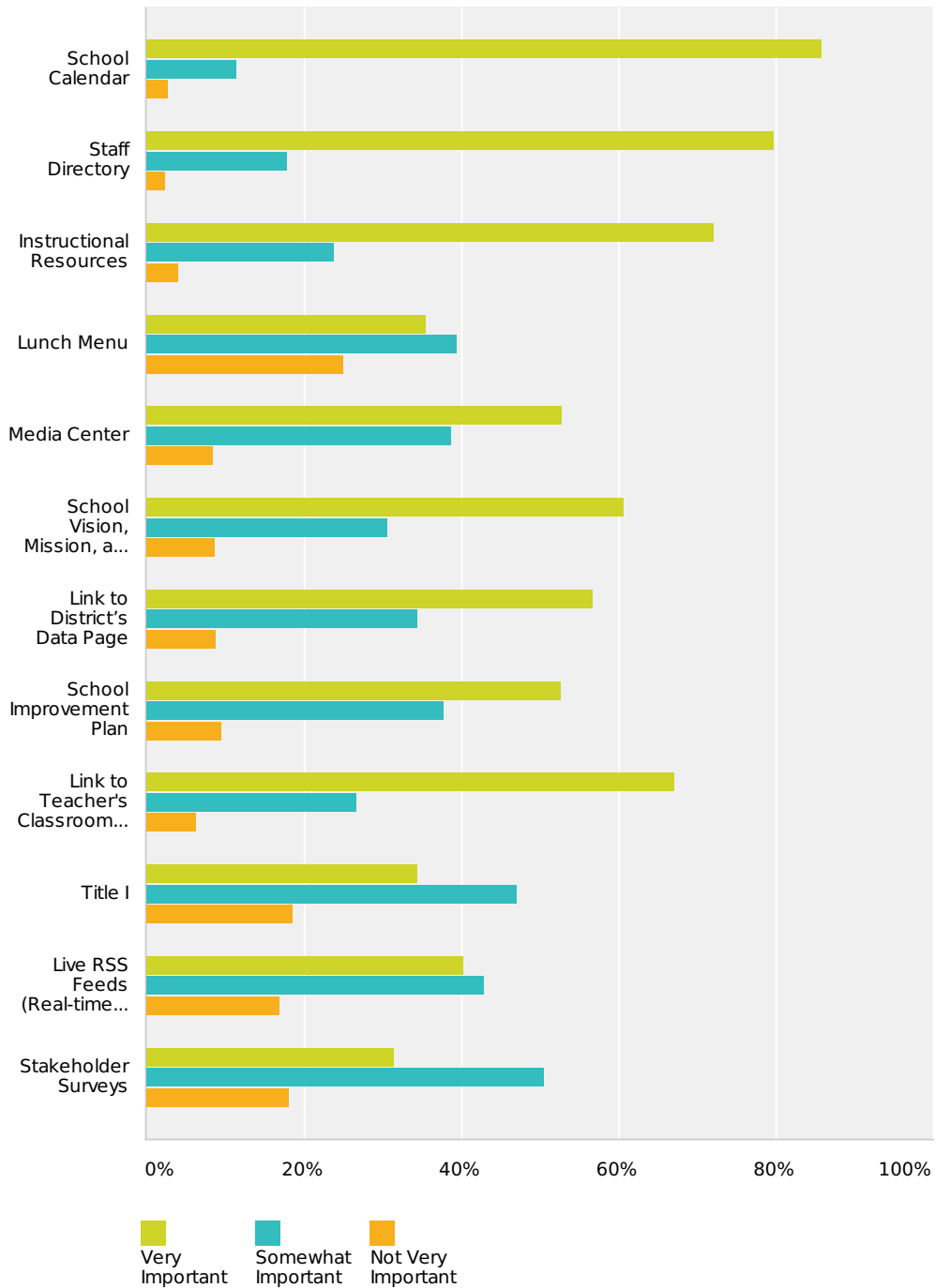
Answered: 2,309 Skipped: 124



Answer Choices	Responses	
Access information	60.68%	1,401
Share Information (Upload files, Send and/or Respond to messages)	33.78%	780
Collaborate with peers on projects	20.14%	465
I don't use conferences.	34.30%	792
Total Respondents: 2,309		

Q5 Identify the most important components of a school's webpage:

Answered: 2,309 Skipped: 124



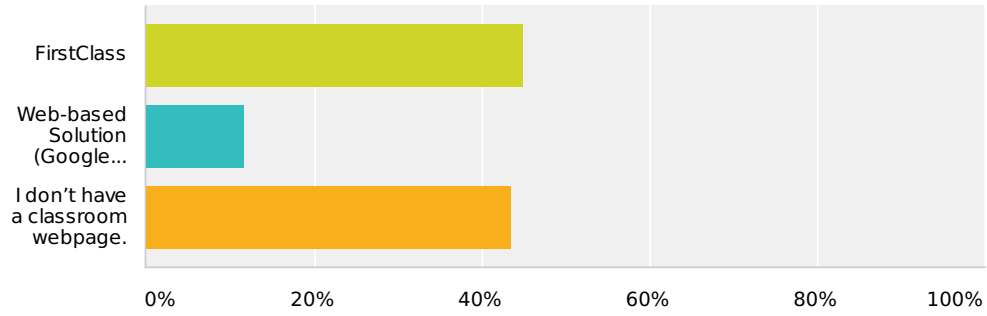
	Very Important	Somewhat Important	Not Very Important	Total
School Calendar	85.91% 1,945	11.35% 257	2.74% 62	2,264
Staff Directory	79.82% 1,812	17.84% 405	2.33% 53	2,270
Instructional Resources	72.09% 1,586	23.86% 525	4.05% 89	2,200

DCSD Staff Technology Use Survey

Lunch Menu	35.49% 768	39.46% 854	25.05% 542	2,164
Media Center	52.81% 1,148	38.73% 842	8.46% 184	2,174
School Vision, Mission, and Goals	60.69% 1,340	30.62% 676	8.70% 192	2,208
Link to District's Data Page	56.72% 1,236	34.47% 751	8.81% 192	2,179
School Improvement Plan	52.73% 1,151	37.75% 824	9.53% 208	2,183
Link to Teacher's Classroom Webpage	67.07% 1,483	26.68% 590	6.24% 138	2,211
Title I	34.41% 727	47.09% 995	18.50% 391	2,113
Live RSS Feeds (Real-time Updates)	40.23% 859	42.90% 916	16.86% 360	2,135
Stakeholder Surveys	31.45% 673	50.51% 1,081	18.04% 386	2,140

Q6 The tool I use to create and manage my classroom webpage is:

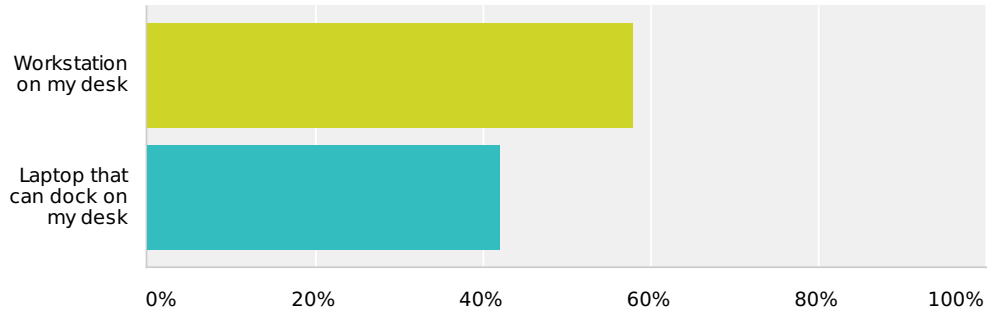
Answered: 2,309 Skipped: 124



Answer Choices	Responses
FirstClass	44.87% 1,036
Web-based Solution (Google Sites, Weebly, etc.)	11.69% 270
I don't have a classroom webpage.	43.44% 1,003
Total	2,309

Q7 I would prefer to use the following device as my primary computer at work:

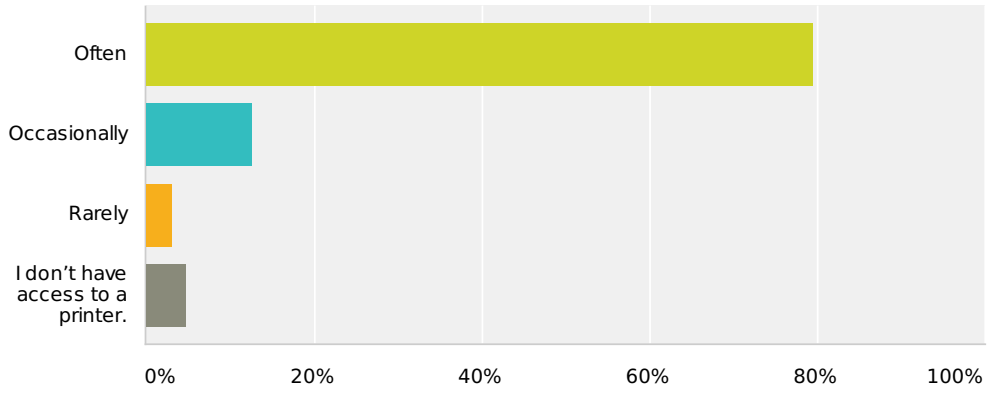
Answered: 2,309 Skipped: 124



Answer Choices	Responses
Workstation on my desk	57.99% 1,339
Laptop that can dock on my desk	42.01% 970
Total	2,309

Q8 I print items from my computer:

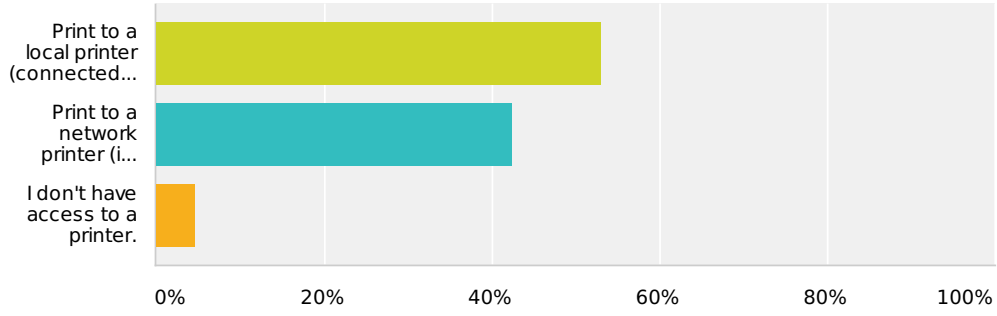
Answered: 2,309 Skipped: 124



Answer Choices	Responses	Count
Often	79.51%	1,836
Occasionally	12.65%	292
Rarely	3.07%	71
I don't have access to a printer.	4.76%	110
Total		2,309

Q9 When printing files, I normally:

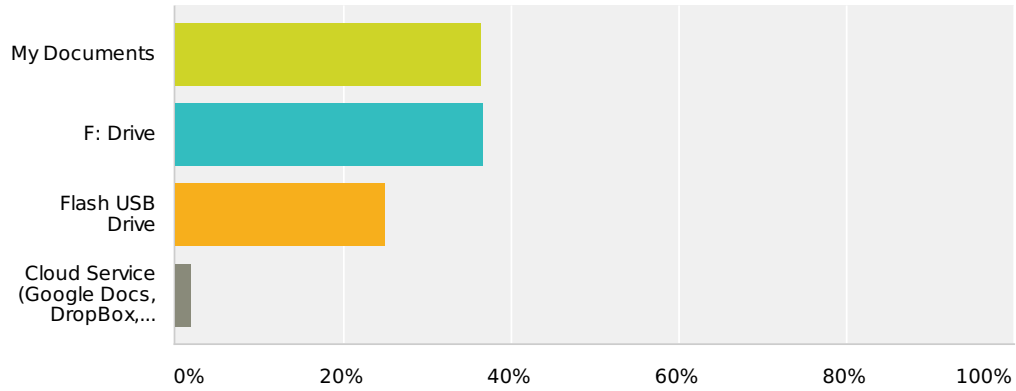
Answered: 2,309 Skipped: 124



Answer Choices	Responses
Print to a local printer (connected to my computer)	53.01% 1,224
Print to a network printer (in another room)	42.44% 980
I don't have access to a printer.	4.55% 105
Total	2,309

Q10 Please select the method you use MOST to save your files.

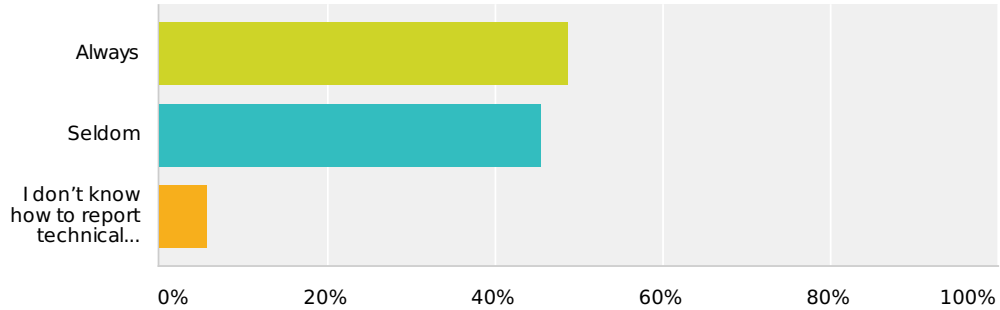
Answered: 2,309 Skipped: 124



Answer Choices	Responses
My Documents	36.47% 842
F: Drive	36.68% 847
Flash USB Drive	24.95% 576
Cloud Service (Google Docs, DropBox, etc.)	1.91% 44
Total	2,309

Q11 I use the DCSS Self-Service Portal icon on my desktop (red telephone) or call the Support Center to request technology assistance.

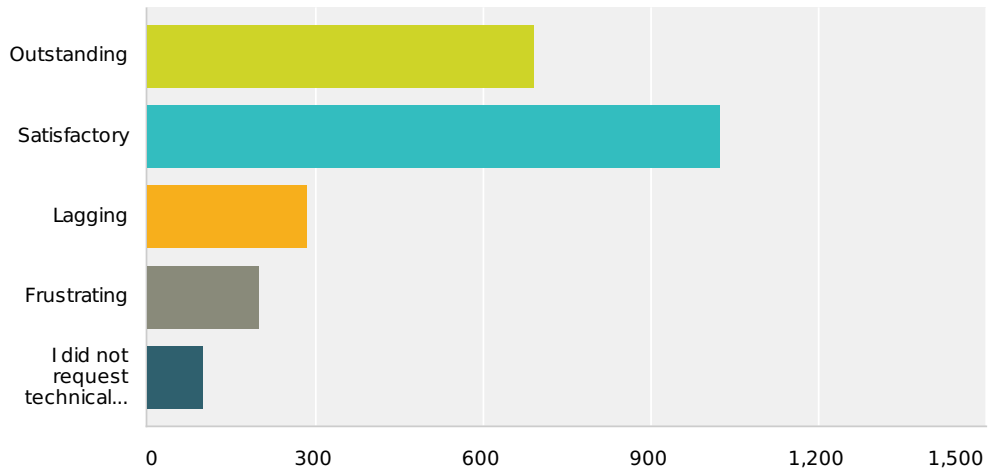
Answered: 2,309 Skipped: 124



Answer Choices	Responses
Always	48.77% 1,126
Seldom	45.52% 1,051
I don't know how to report technical issues	5.72% 132
Total	2,309

Q12 I would describe the technical support I received this school year as:

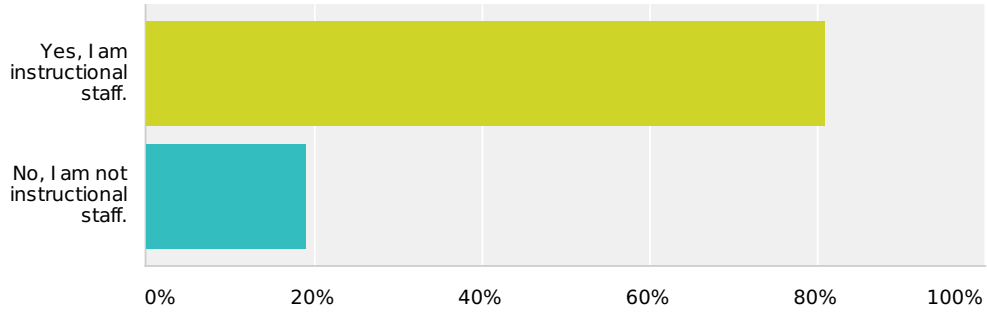
Answered: 2,301 Skipped: 132



Answer Choices	Responses
Outstanding	30.07% 692
Satisfactory	44.50% 1,024
Lagging	12.43% 286
Frustrating	8.65% 199
I did not request technical support this school year.	4.35% 100
Total	2,301

Q13 My position is considered an instructional position (e.g., teacher, teacher-librarian, local school administrator, counselor, paraprofessional, district administrator).

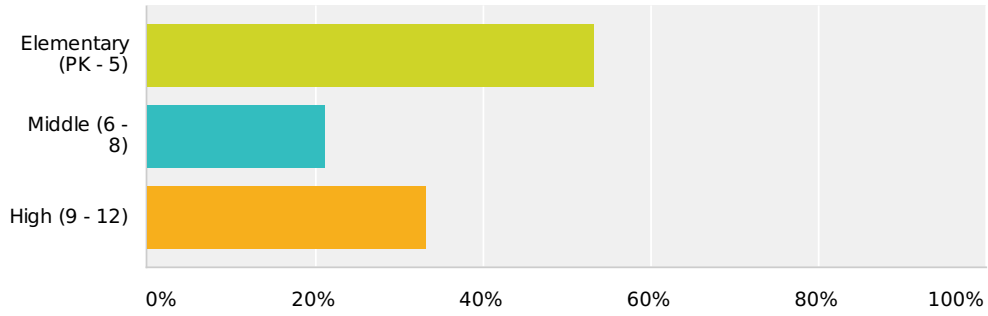
Answered: 2,309 Skipped: 124



Answer Choices	Responses
Yes, I am instructional staff.	80.99% 1,870
No, I am not instructional staff.	19.01% 439
Total	2,309

Q14 Select all grades that you teach or support.

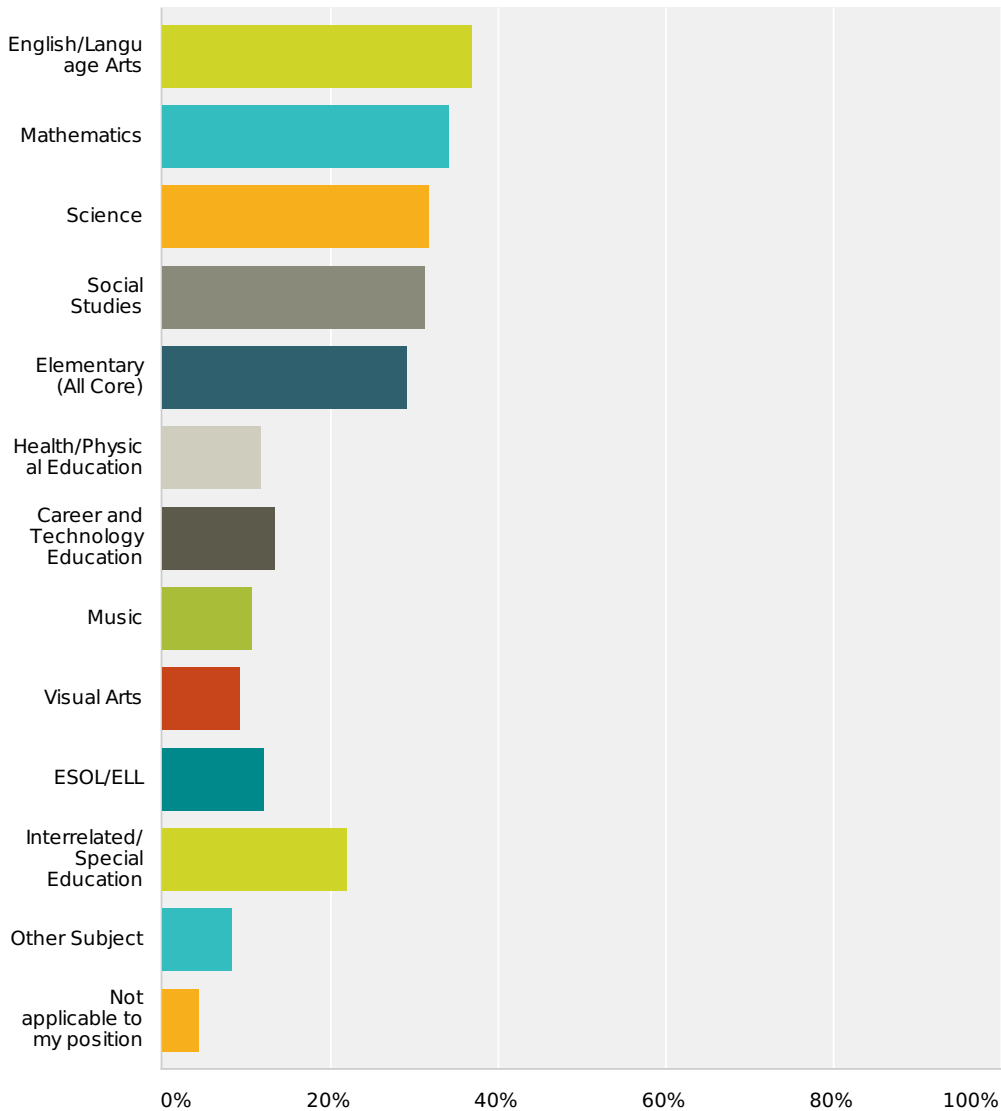
Answered: 1,727 Skipped: 706



Answer Choices	Responses	
Elementary (PK - 5)	53.27%	920
Middle (6 - 8)	21.13%	365
High (9 - 12)	33.18%	573
Total Respondents: 1,727		

Q15 Select all subjects that you teach or support.

Answered: 1,727 Skipped: 706



Answer Choices	Responses	Count
English/Language Arts	36.94%	638
Mathematics	34.16%	590
Science	31.85%	550
Social Studies	31.33%	541
Elementary (All Core)	29.18%	504
Health/Physical Education	11.81%	204
Career and Technology Education	13.43%	232
Music	10.65%	184
Visual Arts	9.21%	159
ESOL/ELL	12.16%	210

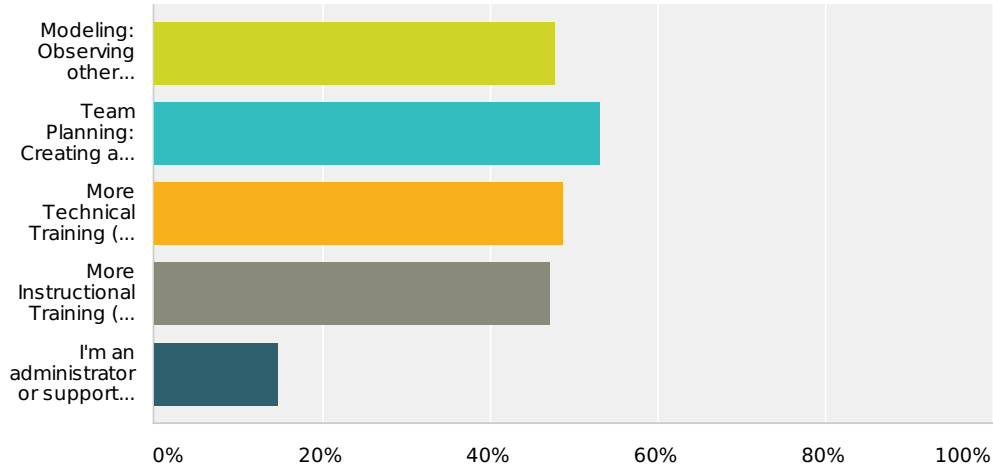
Total Respondents: 1,727

DCSD Staff Technology Use Survey

Interrelated/Special Education	22.06%	381
Other Subject	8.28%	143
Not applicable to my position	4.40%	76
Total Respondents: 1,727		

Q16 Select the training support models that will maximize the instructional benefits of technology in your classroom (select all that apply):

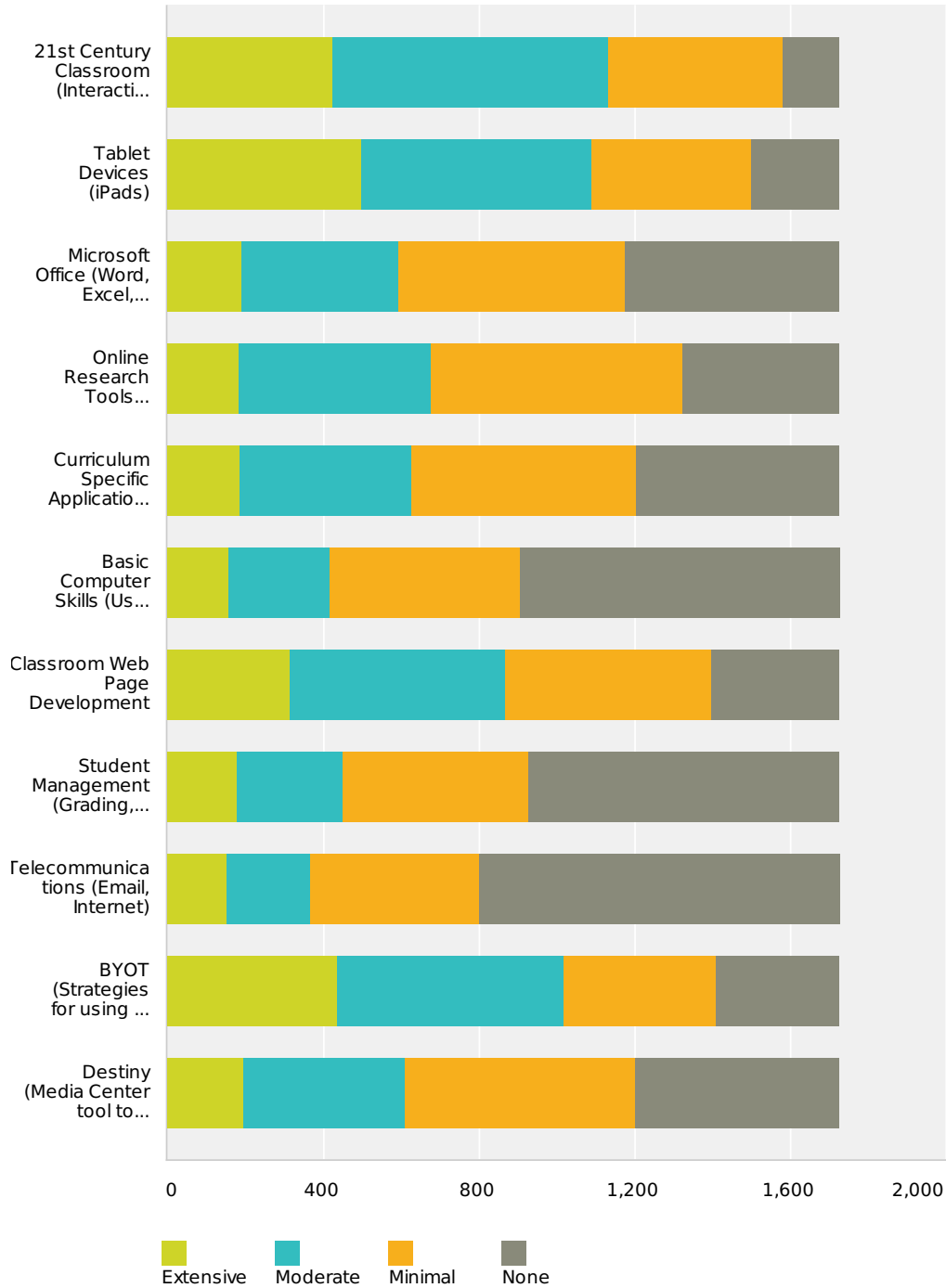
Answered: 1,727 Skipped: 706



Answer Choices	Responses	Count
Modeling: Observing other teachers use technology	47.77%	825
Team Planning: Creating and Sharing Lessons that integrate technology	53.21%	919
More Technical Training (how to use the equipment)	48.70%	841
More Instructional Training (how to implement to engage students)	47.19%	815
I'm an administrator or support staff.	14.71%	254
Total Respondents: 1,727		

Q17 Describe the level of training that you need in each of the following technology tools/topics.

Answered: 1,727 Skipped: 706



	Extensive	Moderate	Minimal	None	Total
21st Century Classroom (Interactive Whiteboard, Student Assessment Device, Software)	24.67% 426	40.94% 707	26.00% 449	8.40% 145	1,727

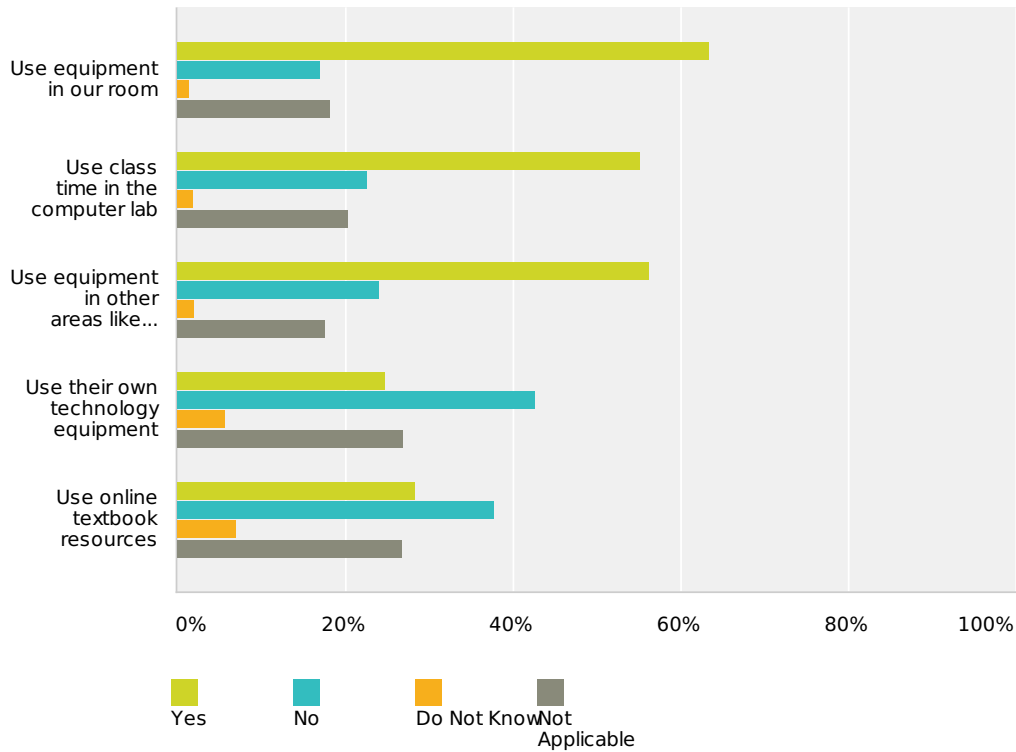
DCSD Staff Technology Use Survey

Tablet Devices (iPads)	28.84% 498	34.34% 593	23.80% 411	13.03% 225	1,727
Microsoft Office (Word, Excel, PowerPoint)	11.06% 191	23.34% 403	33.82% 584	31.79% 549	1,727
Online Research Tools (GALILEO, Destiny)	10.65% 184	28.55% 493	37.52% 648	23.28% 402	1,727
Curriculum Specific Applications (BrainPOP, Discovery Education)	10.77% 186	25.59% 442	33.41% 577	30.23% 522	1,727
Basic Computer Skills (Using Windows, Basic Troubleshooting)	9.15% 158	15.11% 261	28.20% 487	47.54% 821	1,727
Classroom Web Page Development	18.18% 314	32.02% 553	30.80% 532	18.99% 328	1,727
Student Management (Grading, Attendance)	10.42% 180	15.63% 270	27.68% 478	46.27% 799	1,727
Telecommunications (Email, Internet)	8.86% 153	12.51% 216	25.01% 432	53.62% 926	1,727
BYOT (Strategies for using a Bring Your Own Technology model)	25.25% 436	33.70% 582	22.76% 393	18.30% 316	1,727
Destiny (Media Center tool to search for materials)	11.41% 197	23.91% 413	34.39% 594	30.28% 523	1,727

Other (please specify) (63)

Q18 In order to conduct a technology-integrated lesson, my students mostly:

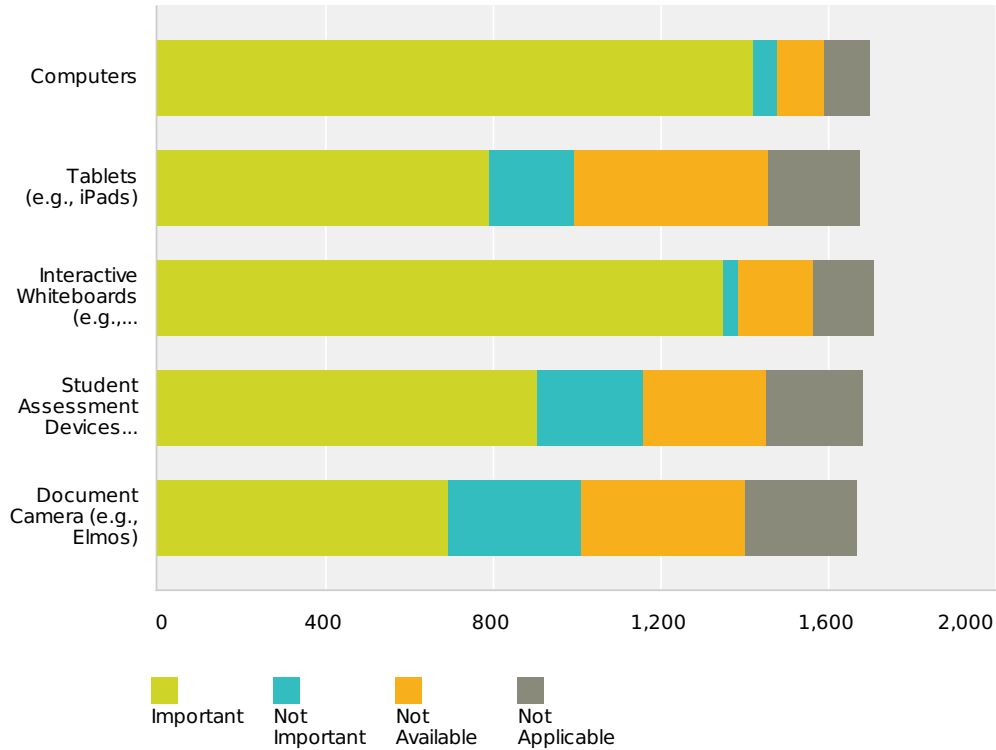
Answered: 1,727 Skipped: 706



	Yes	No	Do Not Know	Not Applicable	Total
Use equipment in our room	63.42% 1,054	17.03% 283	1.38% 23	18.17% 302	1,662
Use class time in the computer lab	55.22% 910	22.63% 373	1.82% 30	20.33% 335	1,648
Use equipment in other areas like media center	56.32% 922	24.07% 394	2.02% 33	17.59% 288	1,637
Use their own technology equipment	24.75% 397	42.64% 684	5.67% 91	26.93% 432	1,604
Use online textbook resources	28.34% 452	37.81% 603	7.02% 112	26.83% 428	1,595

Q19 Rate the importance of these technology resources in your classroom.

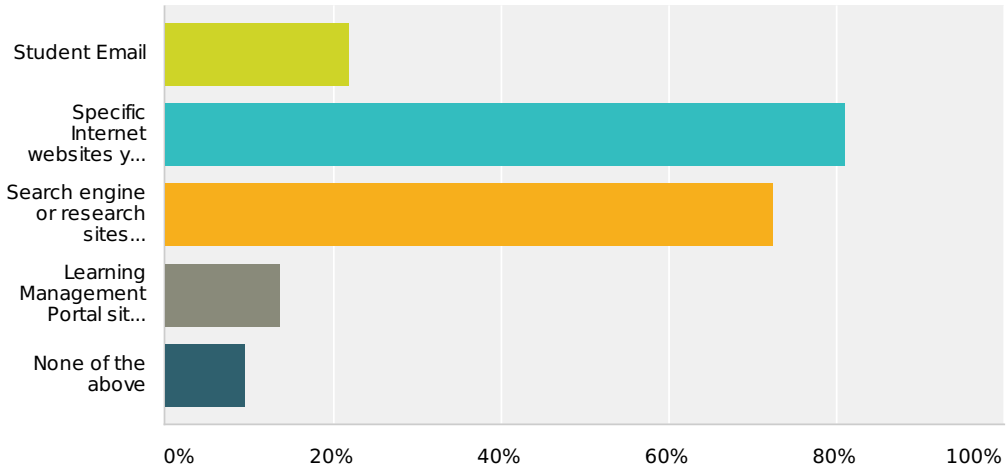
Answered: 1,727 Skipped: 706



	Important	Not Important	Not Available	Not Applicable	Total
Computers	83.71% 1,423	3.29% 56	6.59% 112	6.41% 109	1,700
Tablets (e.g., iPads)	47.23% 792	12.10% 203	27.67% 464	13.00% 218	1,677
Interactive Whiteboards (e.g., Promethean ActivBoards)	78.84% 1,349	2.22% 38	10.46% 179	8.47% 145	1,711
Student Assessment Devices (e.g., ActivExpressions)	53.74% 905	15.14% 255	17.40% 293	13.72% 231	1,684
Document Camera (e.g., Elmos)	41.50% 693	19.10% 319	23.41% 391	15.99% 267	1,670

Q20 In a typical week, I use the following internet tools for work/instruction:

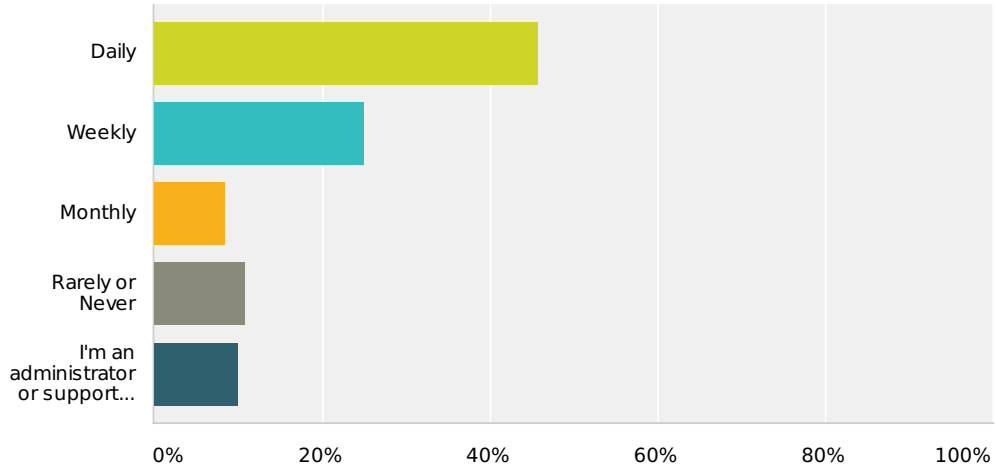
Answered: 1,727 Skipped: 706



Answer Choices	Responses
Student Email	21.95% 379
Specific Internet websites you have already identified	81.12% 1,401
Search engine or research sites (Google, GALILEO)	72.44% 1,251
Learning Management Portal sites (Edmodo, Schoology)	13.67% 236
None of the above	9.44% 163
Total Respondents: 1,727	
Other (please specify) (124)	

Q21 I use technology for instruction with students for activities such as research, multimedia, simulations, data interpretation, communications and collaboration:

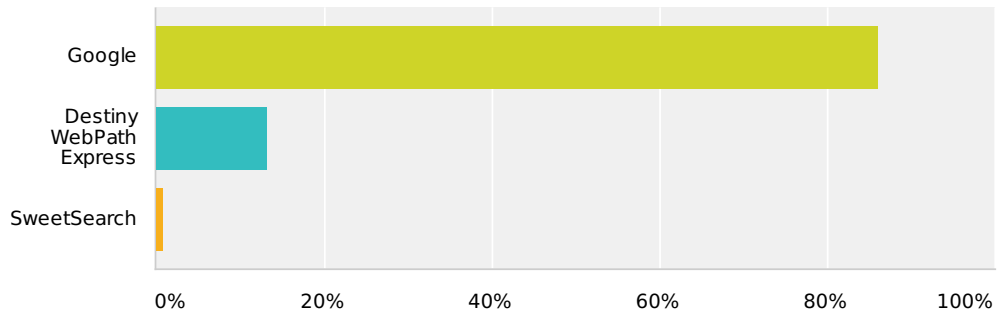
Answered: 1,714 Skipped: 719



Answer Choices	Responses
Daily	45.80% 785
Weekly	25.03% 429
Monthly	8.46% 145
Rarely or Never	10.79% 185
I'm an administrator or support staff.	9.92% 170
Total	1,714

Q22 The search engine that I suggest students utilize for research are:

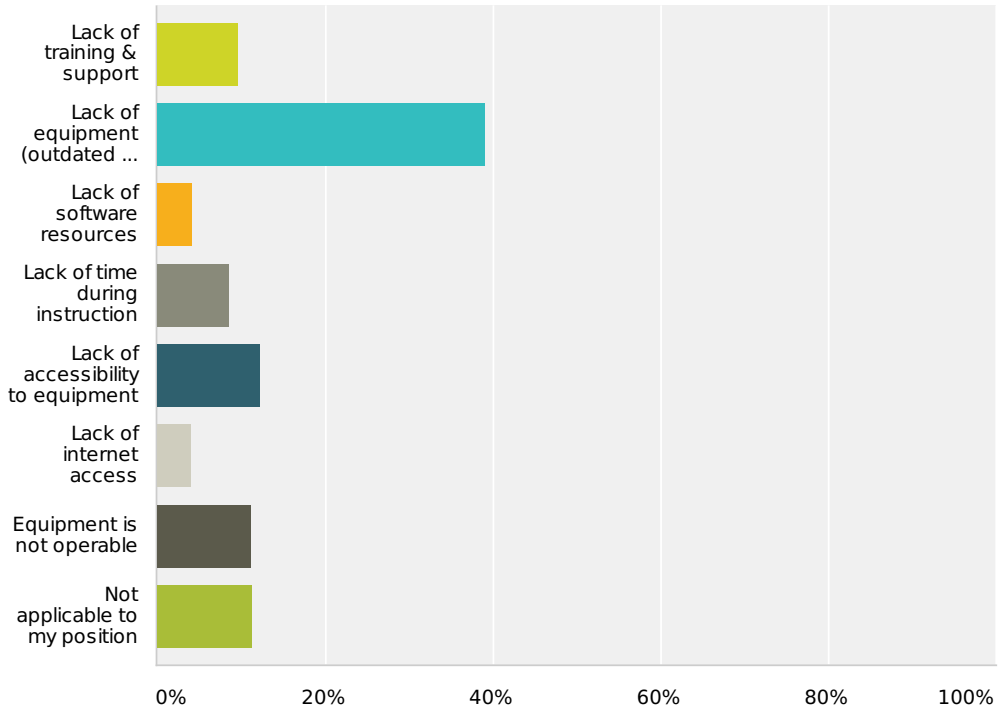
Answered: 1,598 Skipped: 835



Answer Choices	Responses
Google	86.05% 1,375
Destiny WebPath Express	13.20% 211
SweetSearch	0.75% 12
Total	1,598
Other (please specify) (120)	

Q23 The most common challenge when integrating technology into your classroom is:

Answered: 1,706 Skipped: 727



Answer Choices	Responses
Lack of training & support	9.55% 163
Lack of equipment (outdated or non-existent)	39.04% 666
Lack of software resources	4.10% 70
Lack of time during instruction	8.50% 145
Lack of accessibility to equipment	12.25% 209
Lack of internet access	4.04% 69
Equipment is not operable	11.20% 191
Not applicable to my position	11.31% 193
Total	1,706